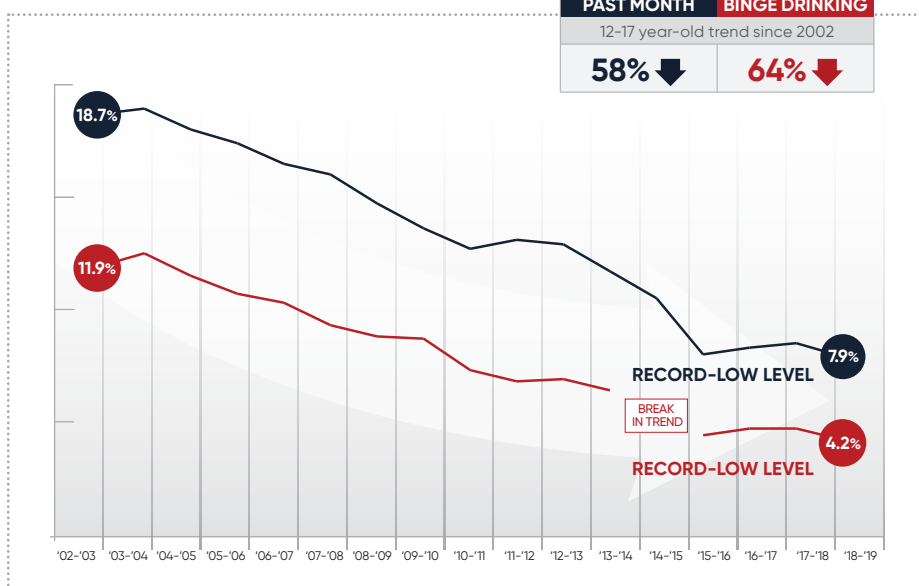


# ARIZONA

Anheuser-Busch and our wholesaler partners have invested more than \$1 billion in responsible drinking initiatives and community-based programs to prevent underage drinking, impaired driving and other harmful use of alcohol.

## UNDERAGE DRINKING PREVENTION

### UNDERAGE DRINKING IS DECLINING<sup>1</sup>



Anheuser-Busch Wholesalers in Arizona promoted the We I.D. Program with more than **3,300 RETAILERS** in their markets during 2020.

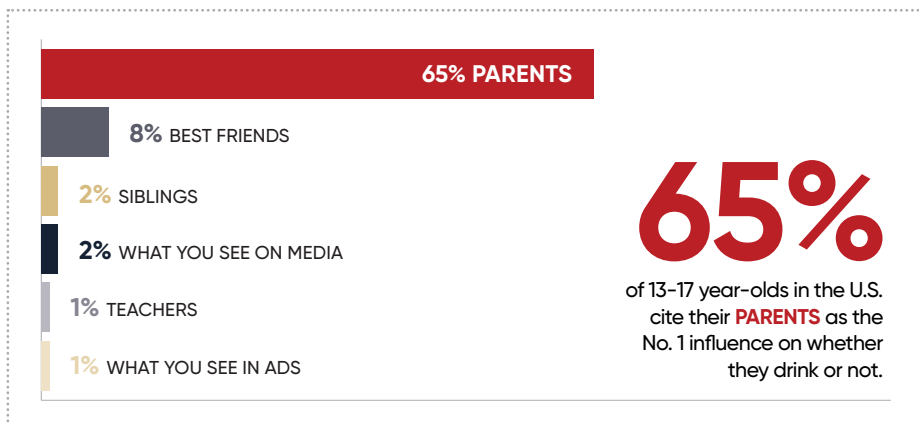


In 2020, **EIGHT A-B WHOLESALERS** in Arizona promoted the Family Talk About Drinking program with organizations such as schools and parent groups.

Since 1998, A-B and its wholesalers in Arizona have helped educate more than 126,300 students and military personnel on making smart choices by hosting **497 ANHEUSER-BUSCH COMMUNITY SPEAKER PRESENTATIONS**.



### INFLUENCES ON UNDERAGE DRINKING<sup>2</sup>



**58%** of 12-20 year-olds in the U.S. get their alcohol from adults such as parents, guardians, other family members or unrelated adults.<sup>1</sup>

## COLLEGE SNAPSHOT

The percentage of college students who had five or more drinks in a row in the past two weeks (33%) is **DOWN 28%** from its peak in 1984.<sup>3</sup>



Since 1999, A-B has **INVESTED NEARLY \$14 MILLION** to support social norms programs at universities across the country to help reduce alcohol harms and increase protective behaviors.



The percentage of college freshmen who drink beer frequently (3.6%) is **DOWN 85%** from its peak in 1981.<sup>8</sup>



A-B Wholesalers in Arizona participated in alcohol education programs with **15 COLLEGES AND UNIVERSITIES** in 2020.



# ARIZONA

Anheuser-Busch and our wholesaler partners have invested more than \$1 billion in responsible drinking initiatives and community-based programs to prevent underage drinking, impaired driving and other harmful use of alcohol.

## ALCOHOL-IMPAIRED DRIVING PREVENTION



A-B Wholesalers supported Safe-Ride Home programs in Arizona by providing more than **75,600 SAFE RIDES** home from bars and restaurants since 1989.

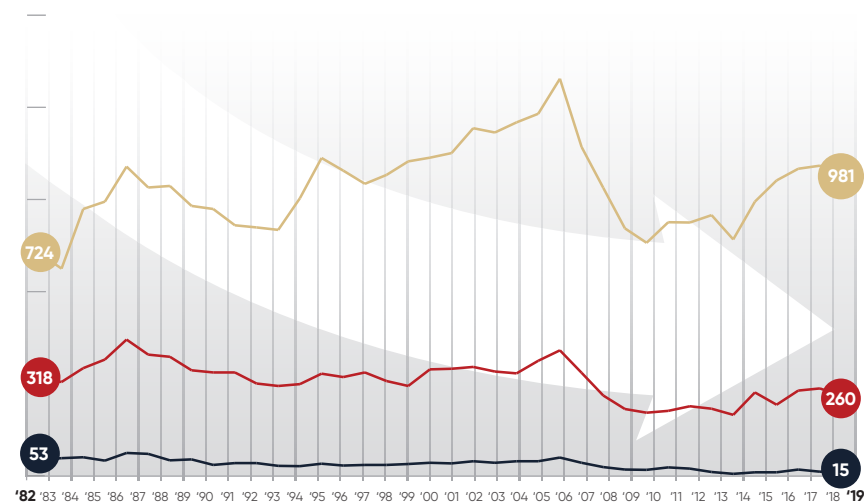
Through support by A-B and Arizona A-B wholesalers, more than **7,200 ALCOHOL SERVERS** have been trained on responsible serving techniques to help prevent alcohol-impaired driving and underage drinking since 1989.



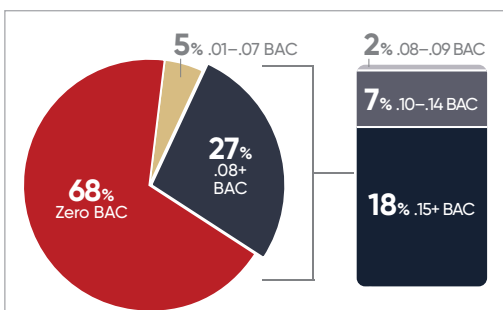
A-B wholesalers have partnered with **HUNDREDS OF PROFESSIONAL AND LOCAL SPORTS TEAMS/TRACKS** to implement responsible fan programs, with more than 3 million consumers pledging to plan ahead for safe rides in the past five years.

### ALCOHOL-IMPAIRED DRIVING FATALITIES DOWN LONG-TERM<sup>4</sup>

DRIVING FATALITIES	TOTAL ALCOHOL-IMPAIRED FATALITIES	TEEN ALCOHOL-IMPAIRED FATALITIES
Since 1982	Since 1982	Since 1982
<b>35% ↑</b>	<b>18% ↓</b>	<b>72% ↓</b>



### MOST ALCOHOL-IMPAIRED DRIVING FATALITIES INVOLVE HIGH-BAC DRIVERS<sup>4</sup>



**68%** of vehicle fatalities involve a driver who had not been drinking (**Zero BAC**).

**67%** of alcohol-impaired driving fatalities involve a driver with a High BAC (.15+ BAC).

**.18** is the average BAC among alcohol-impaired drivers involved in fatal crashes.

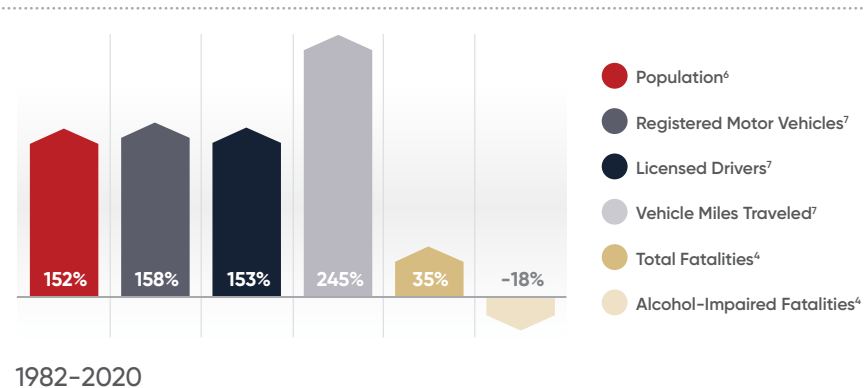
"BAC" is Blood Alcohol Concentration.



# 172 MILLION

American adults 21+ take safe rides.<sup>5</sup>

### ALCOHOL-IMPAIRED DRIVING FATALITIES DECLINE DESPITE MORE CARS AND DRIVERS ON THE ROAD



SOURCES:

- 2019 National Survey on Drug Use and Health, U.S. Department of Health & Human Services: [www.samhsa.gov/data/population-data-nsduh](http://www.samhsa.gov/data/population-data-nsduh)
- 2021 Ipsos Youth Report, 2021: [www.alcoholstats.com](http://www.alcoholstats.com)
- 2019 Monitoring the Future Survey Volume II, University of Michigan Institute for Social Research, 2019: [www.monitoringthefuture.org](http://www.monitoringthefuture.org)
- U.S. Department of Transportation, 2019 data: [www.nhtsa.gov](http://www.nhtsa.gov)
- 2020 Road Safety Monitor, Traffic Injury Research Foundation, USA Inc., 2020: [tirf.ca/projects/tirf-usa-road-safety-monitors/](http://tirf.ca/projects/tirf-usa-road-safety-monitors/)
- United States Census Bureau, 2019 data: [www.census.gov](http://www.census.gov)
- Federal Highway Administration, 2019 data: [www.fhwa.dot.gov](http://www.fhwa.dot.gov)
- 2019 CIRP Freshman Survey, Higher Education Research Institute, UCLA, 2020: <https://heri.ucla.edu/publications-tfs/>

