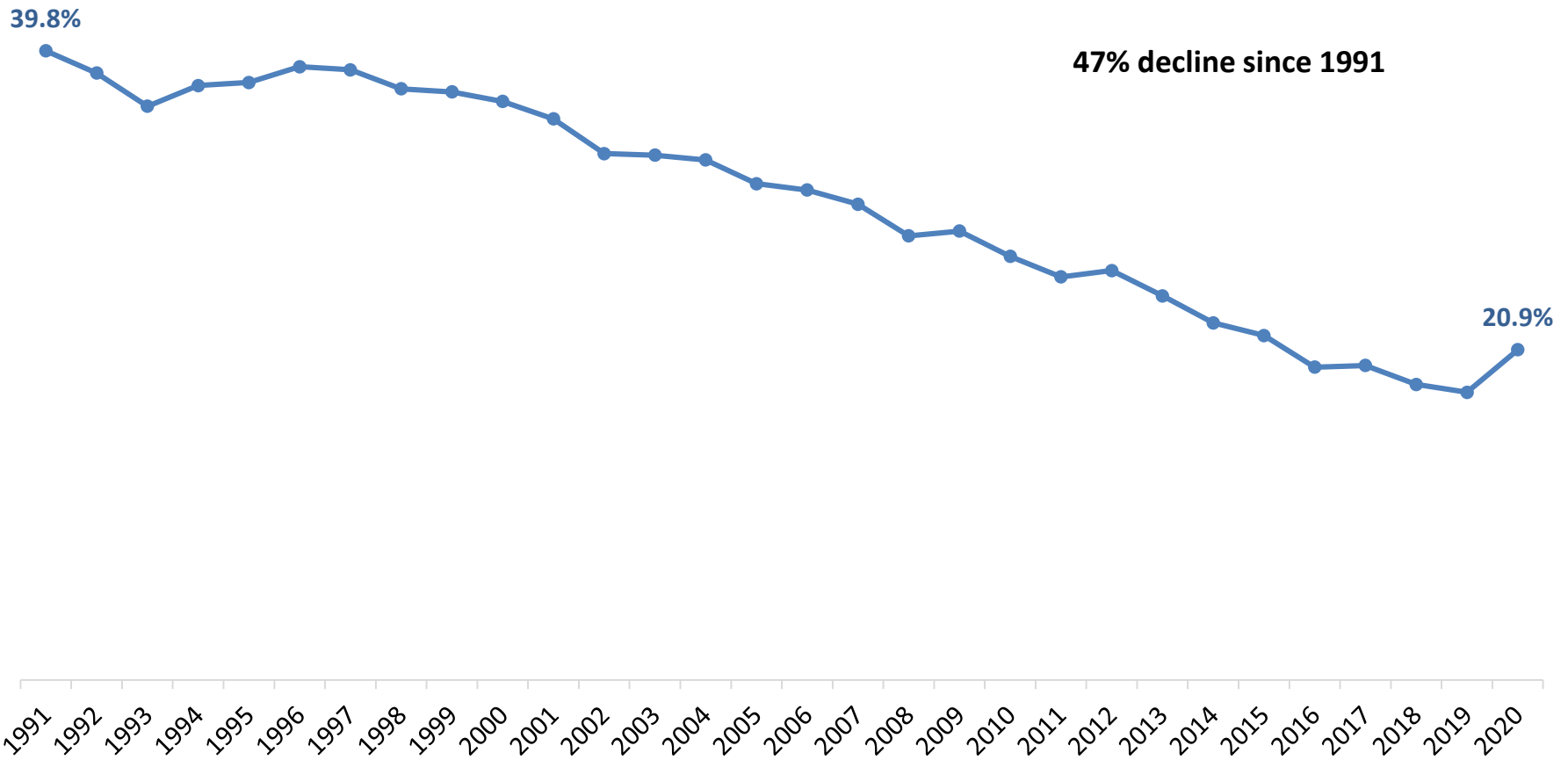


The University of Michigan *Monitoring the Future* Study sponsored by the U.S. Dept. of Health & Human Services Percent of 8th, 10th & 12th Graders Combined - Drank In The Last 30 Days

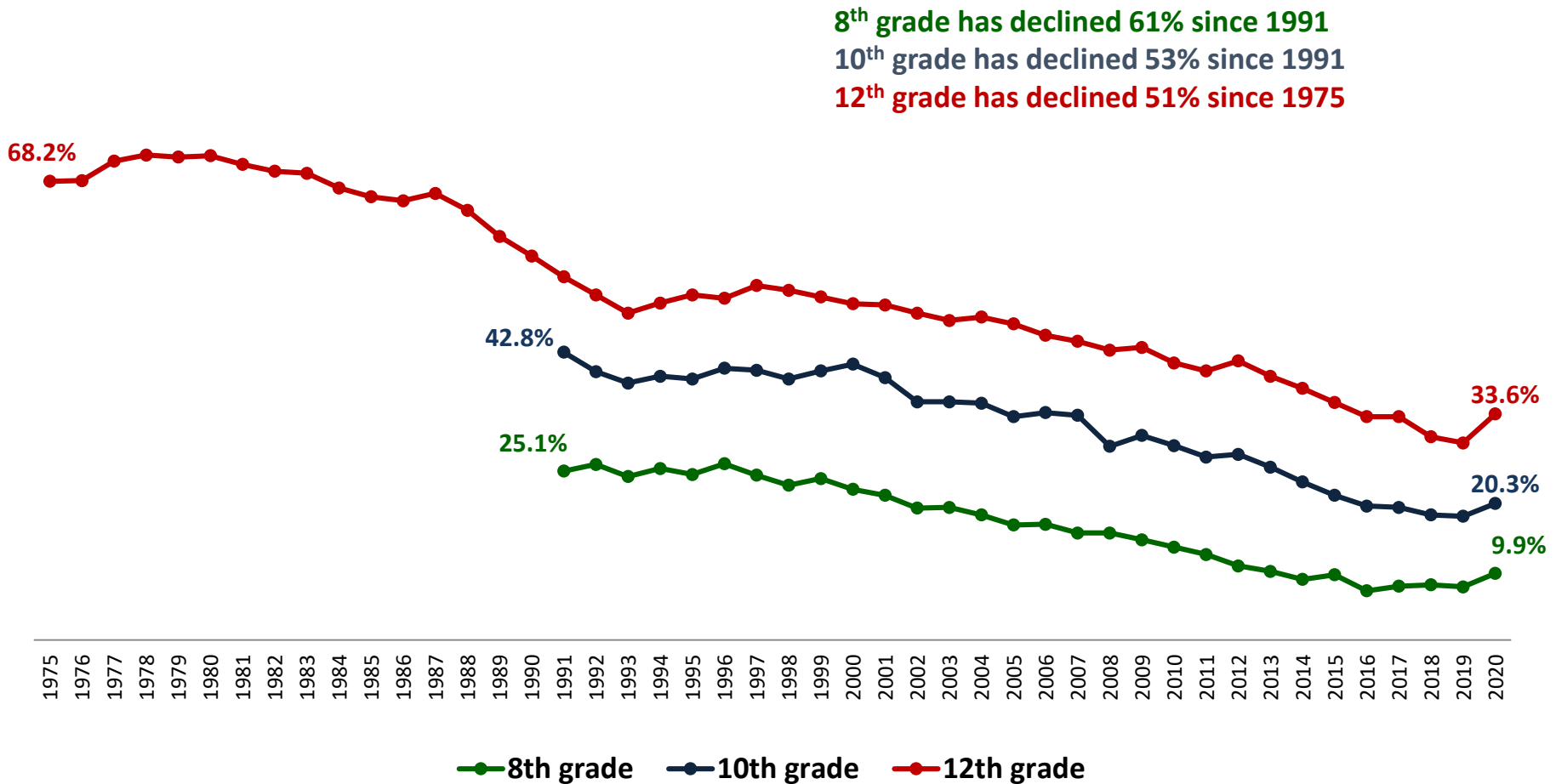


Source: Table 7. The University of Michigan 2020 *Monitoring the Future* Study, sponsored by the National Institute on Drug Abuse, U.S. Department of Health & Human Services, 2020.
<http://monitoringthefuture.org/data/20data/table7.pdf>

Question: On how many occasions (if any) have you had alcohol to drink- more than just a few sips during the last 30 days? (0 Occasions, 1-2 Occasions, 3-5 Occasions, 6-9 Occasions, 10-19 Occasions, 20-39 Occasions, 40 or More)

The University of Michigan *Monitoring the Future* Study sponsored by the U.S. Dept. of Health & Human Services

Percent of 8th, 10th & 12th Graders Who Drank In The Last 30 Days



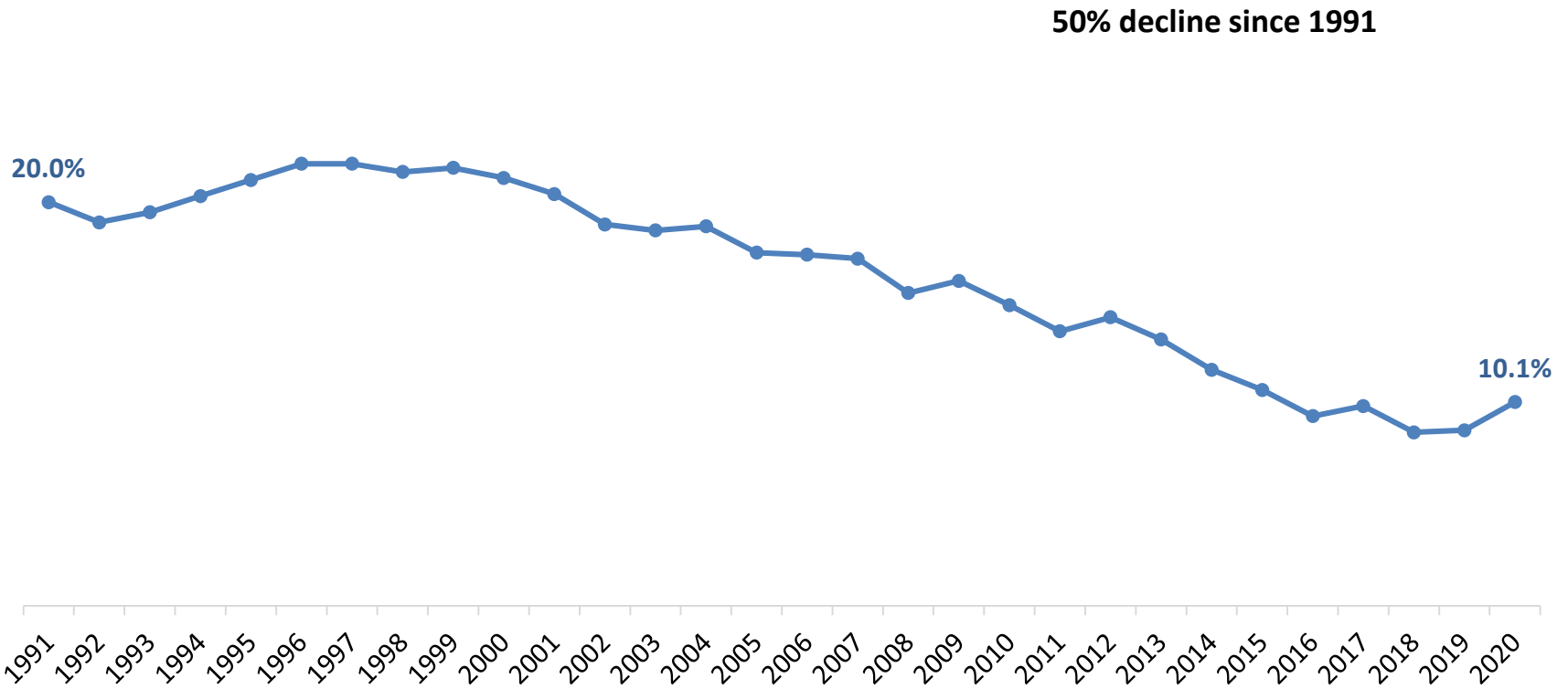
Source: Table 3. The University of Michigan 2020 *Monitoring the Future* Study, sponsored by the National Institute on Drug Abuse, U.S. Department of Health & Human Services, 2020.

<http://monitoringthefuture.org/data/20data/table3.pdf>

Question: On how many occasions (if any) have you had alcohol to drink- more than just a few sips during the last 30 days? (0 Occasions, 1-2 Occasions, 3-5 Occasions, 6-9 Occasions, 10-19 Occasions, 20-39 Occasions, 40 or More)

The University of Michigan *Monitoring the Future* Study sponsored by the U.S. Dept. of Health & Human Services

Percent of 8th, 10th & 12th Graders Combined - 5 or More Drinks in a row in the Last 2 Weeks



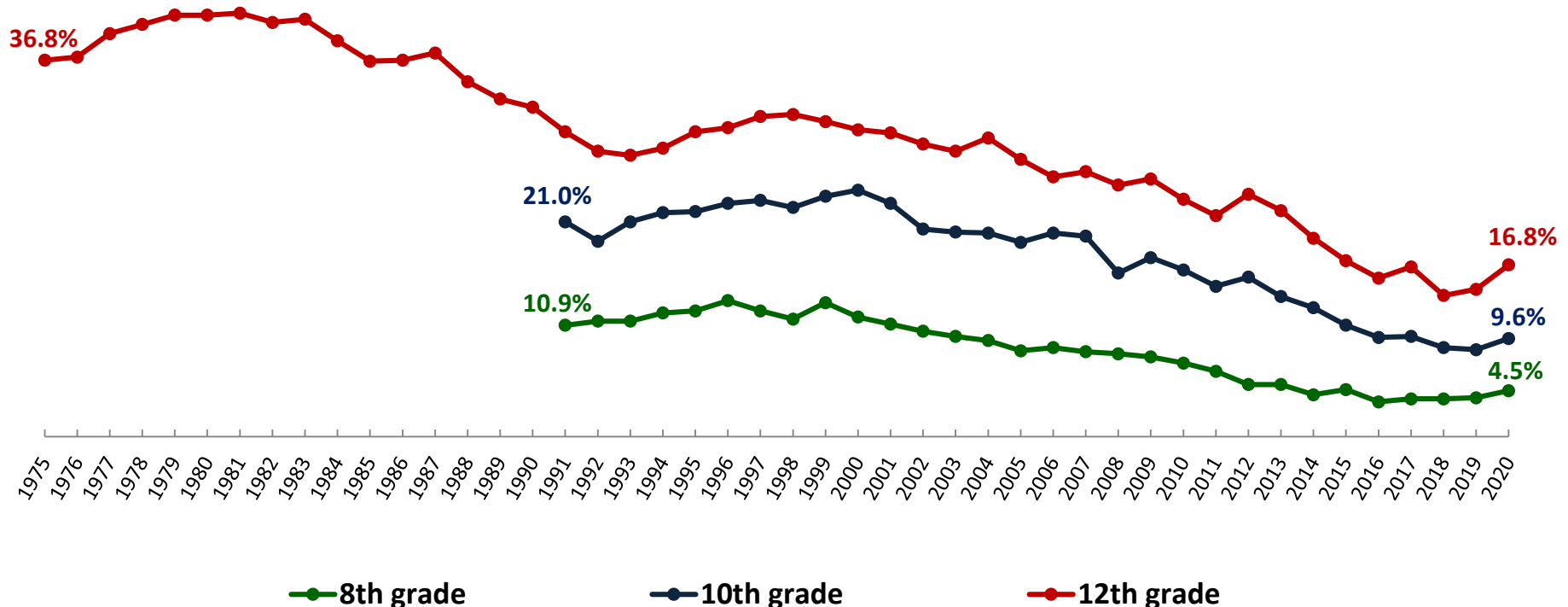
Source: Table 8. The University of Michigan 2020 *Monitoring the Future* Study, sponsored by the National Institute on Drug Abuse, U.S. Department of Health & Human Services, 2020.
<http://monitoringthefuture.org/data/20data/table8.pdf>

Question: Think back over the LAST TWO WEEKS. How many times have you had five or more drinks in a row? (None, Once, Twice, 3 to 5 times, 6 to 9 times, 10 or more times)

The University of Michigan *Monitoring the Future* Study sponsored by the U.S. Dept. of Health & Human Services

Percent of 8th, 10th & 12th Graders Who Reported Drinking 5 or More Drinks in a row in the Last 2 Weeks

8th grade has declined 59% since 1991
10th grade has declined 54% since 1991
12th grade has declined 54% since 1975



Source: Table 4. The University of Michigan 2020 *Monitoring the Future* Study, sponsored by the National Institute on Drug Abuse, U.S. Department of Health & Human Services, 2020.

<http://monitoringthefuture.org/data/20data/table4.pdf>

Question: Think back over the LAST TWO WEEKS. How many times have you had five or more drinks in a row? (None, Once, Twice, 3 to 5 times, 6 to 9 times, 10 or more times)