

Centers For Disease Control Youth Risk Behavior Survey Percentage Who Drank Alcohol in the Past 30 Days

Record-Low Levels in 2017.

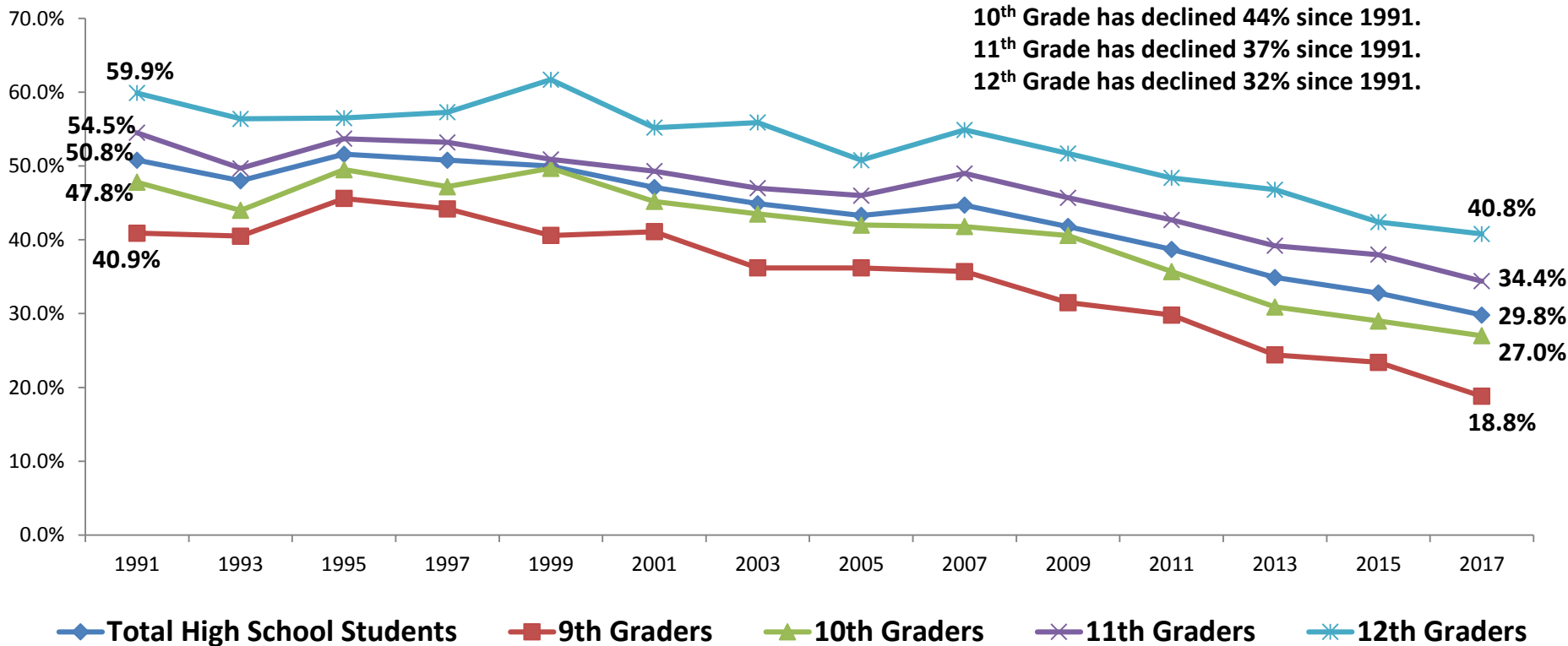
Total High School has declined 41% since 1991.

9th Grade has declined 54% since 1991.

10th Grade has declined 44% since 1991.

11th Grade has declined 37% since 1991.

12th Grade has declined 32% since 1991.



Source: Youth Risk Behavior Surveillance Survey (YRBSS), Centers for Disease Control and Prevention. The YRBSS is an in-school survey of students in grades 9 through 12. Students completed self-administered questionnaires in their classrooms.

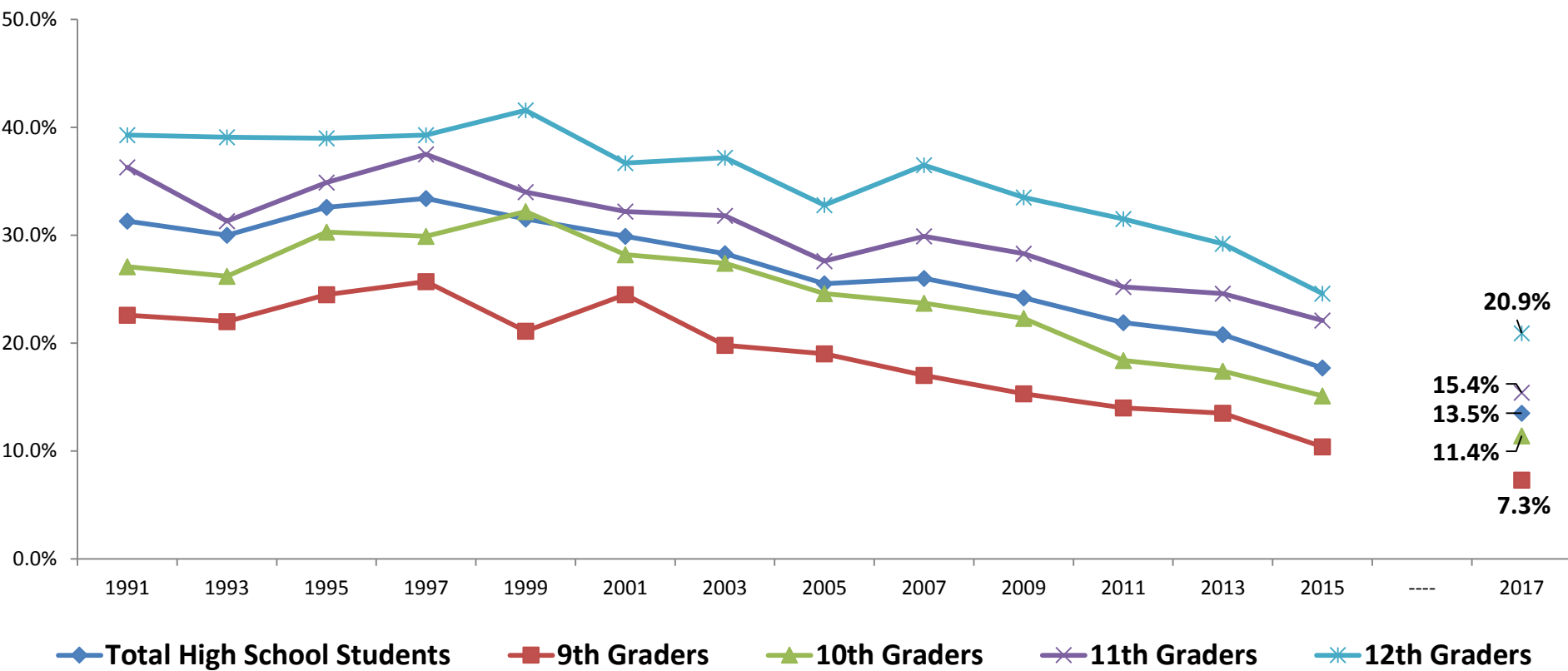
<https://www.cdc.gov/healthyyouth/data/yrbss/pdf/2017/ss6708.pdf> Table 98.

Note to surveyed: This includes drinking beer, wine, wine coolers, and liquor such as rum, gin, vodka, or whiskey. For these questions, drinking alcohol does not include drinking a few sips of wine for religious purposes.

Question: During the past 30 days, on how many days did you have at least one drink of alcohol? (0 days, 1 or 2 days, 3 to 5 days, 6 to 9 days, 10 to 19 days, 20 to 29 days, All 30 days)

Centers For Disease Control Youth Risk Behavior Survey

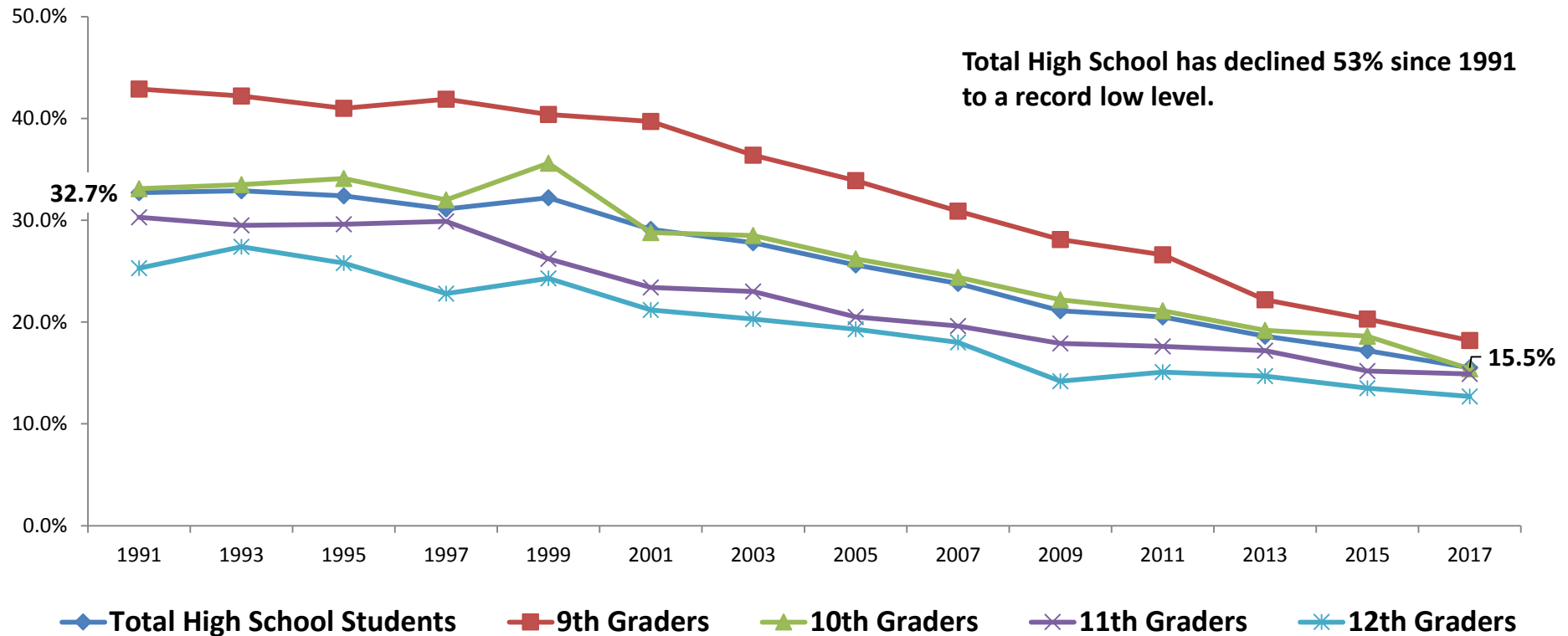
Percent Who Reported Binge Drinking in the Past 30 Days



Source: Youth Risk Behavior Surveillance Survey (YRBSS), Centers for Disease Control and Prevention. The YRBS is an in-school survey of students in grades 9 through 12. Students completed self-administered questionnaires in their classrooms.
<https://www.cdc.gov/healthyouth/data/yrbs/pdf/2017/ss6708.pdf> Table 102.
 Note to surveyed: This includes drinking beer, wine, wine coolers, and liquor such as rum, gin, vodka, or whiskey. For these questions, drinking alcohol does not include drinking a few sips of wine for religious purposes.
 Question: During the past 30 days, on how many days did you have 4 or more drinks of alcohol in a row (if you are **female**) or 5 or more drinks of alcohol in a row (if you are **male**)? % represents on at least one day (0 days, 1 day, 2 days, 3 to 5 days, 6 to 9 days, 10 to 19 days, 20 or more days)
 Note: The question measuring the prevalence of current binge drinking using different criteria for male and female students was used for the first time in the 2017 national YRBS. As a result, long-term temporal trends are not available for this variable.

Centers For Disease Control Youth Risk Behavior Survey

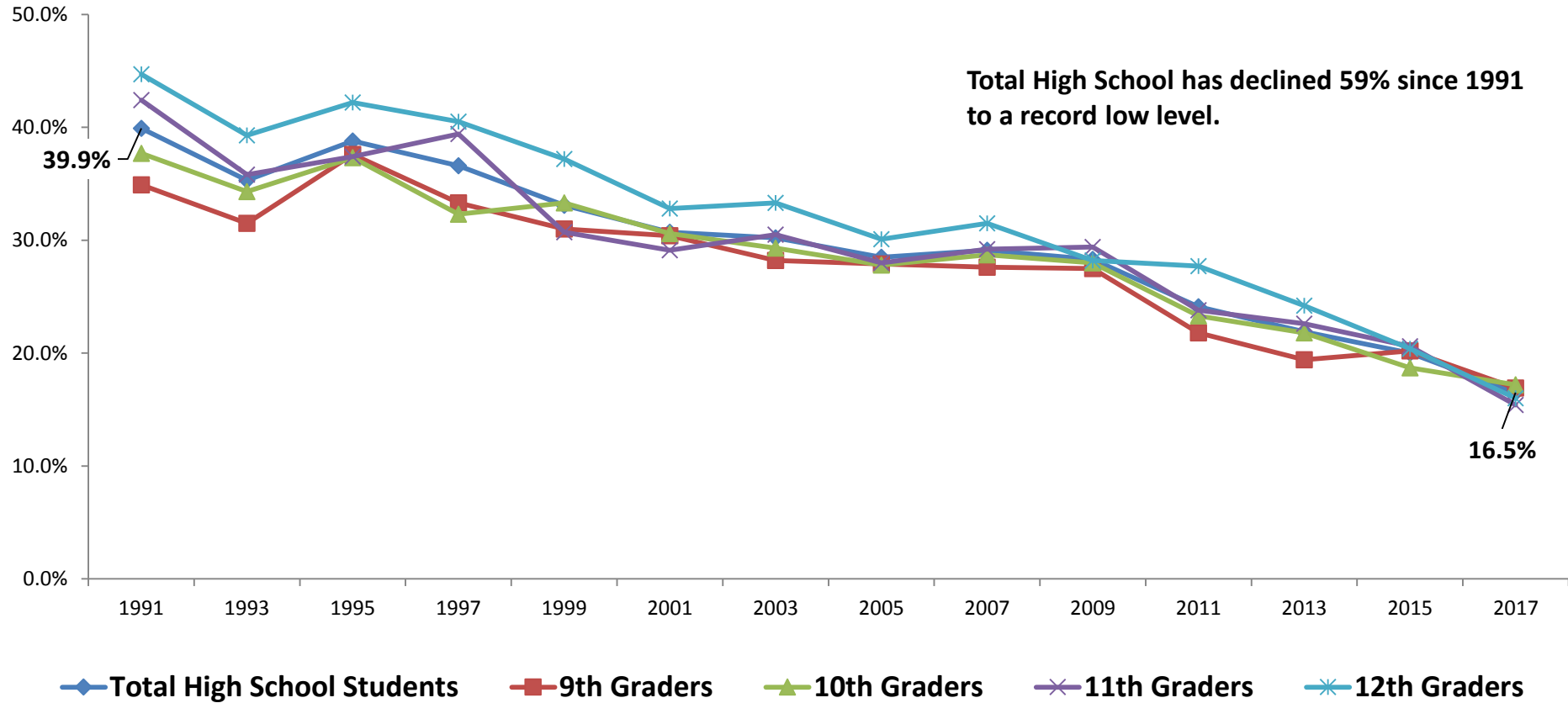
Percent Who Had Their First Drink of Alcohol Other Than a Few Sips Before Age 13



Source: Youth Risk Behavior Surveillance Survey (YRBSS), Centers for Disease Control and Prevention. The YRBSS is an in-school survey of students in grades 9 through 12. Students completed self-administered questionnaires in their classrooms.
<https://www.cdc.gov/healthyyouth/data/yrbs/pdf/2017/ss6708.pdf> Table 96.
 Note to surveyed: This includes drinking beer, wine, wine coolers, and liquor such as rum, gin, vodka, or whiskey. For these questions, drinking alcohol does not include drinking a few sips of wine for religious purposes.
 Question: How old were you when you had your first drink of alcohol other than a few sips? (I have never had a drink of alcohol other than a few sips, 8 years old or younger, 9 or 10 years old, 11 or 12 years old, 13 or 14 years old, 15 or 16 years old, 17 years old or older)

Centers For Disease Control Youth Risk Behavior Survey

Percent Who Rode In A Car or Other Vehicle Driven By Someone Who Had Been Drinking in the Past 30 Days



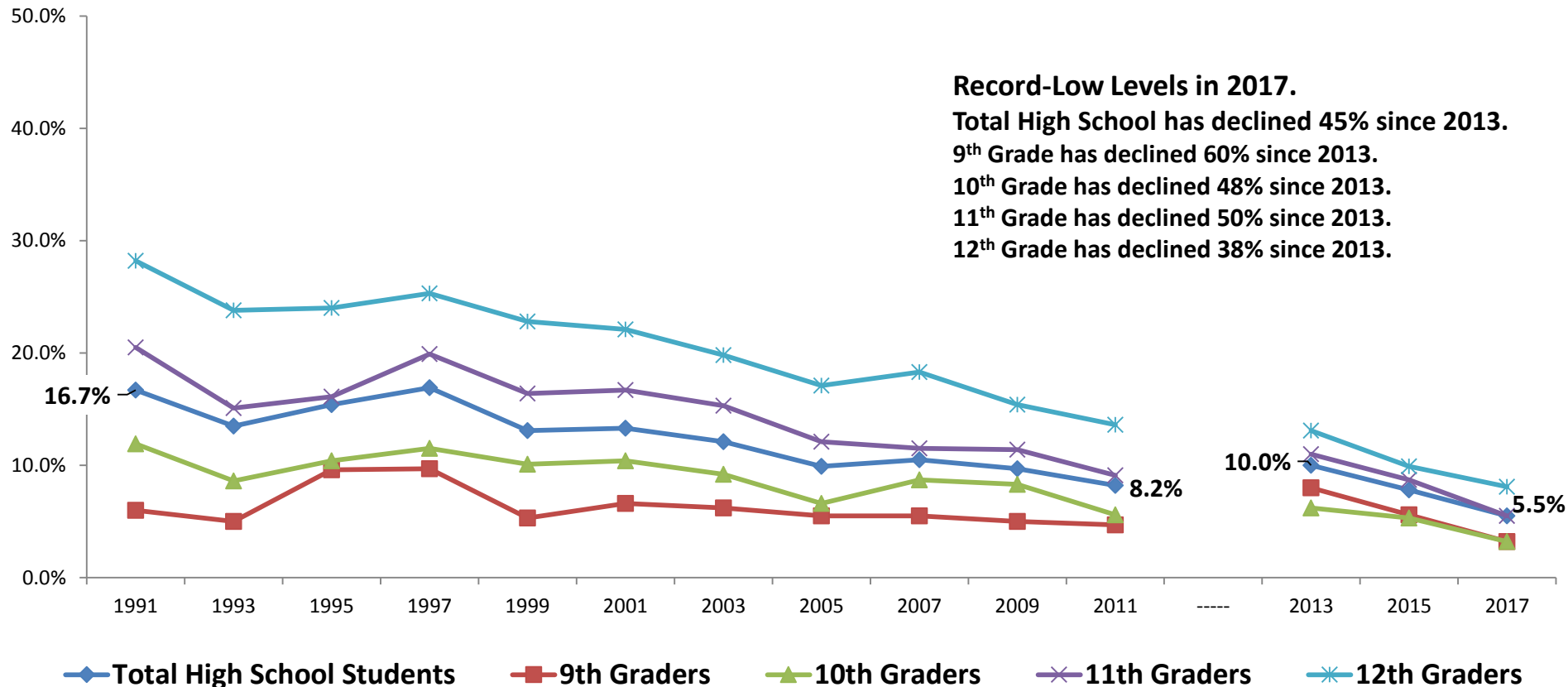
Source: Youth Risk Behavior Surveillance Survey (YRBSS), Centers for Disease Control and Prevention. The YRBSS is an in-school survey of students in grades 9 through 12. Students completed self-administered questionnaires in their classrooms.

<https://www.cdc.gov/healthyyouth/data/yrbs/pdf/2017/ss6708.pdf> Table 9.

Question: During the past 30 days, how many times did you ride in a car or other vehicle driven by someone who had been drinking alcohol? (0 times, 1 time, 2 or 3 times, 4 or 5 times, 6 or more times)

Centers For Disease Control Youth Risk Behavior Survey

Percent Who Drove A Car or Other Vehicle When They Had Been Drinking in the Past 30 Days



Source: Youth Risk Behavior Surveillance Survey (YRBSS), Centers for Disease Control and Prevention. The YRBSS is an in-school survey of students in grades 9 through 12. Students completed self-administered questionnaires in their classrooms.

<https://www.cdc.gov/healthyyouth/data/yrebs/pdf/2017/ss6708.pdf> Table 11.

Question: During the past 30 days, how many times did you drive a car or other vehicle when you had been drinking alcohol? (I did not drive a car or other vehicle during the past 30 days, 0 times, 1 time, 2 or 3 times, 4 or 5 times, 6 or more times). Among students nationwide who had driven a car or other vehicle during the 30 days before the survey.

Note: Because of changes in response options starting in 2013, long-term temporal trends are not available for the prevalence of having driven a car or other vehicle when they had been drinking. Beginning in 2013, "I did not drive a car or other vehicle during the past 30 days" was added as a response option (<http://www.cdc.gov/healthyyouth/data/yrebs/questionnaires.htm>).