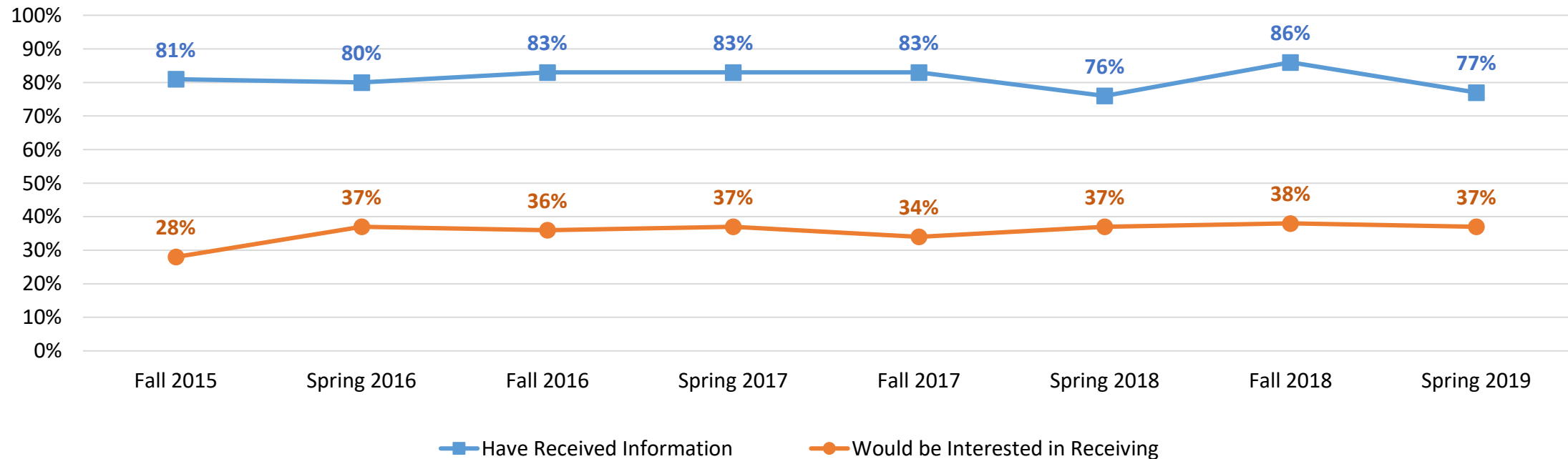


National College Health Assessment

Actual vs. Desired:
% of Undergraduate Students Who Have Received Information on Alcohol and Other Drug Use vs. Those Who Would Be Interested in Receiving Such Information



Source: National College Health Assessment, Spring 2019. American College Health Association.

https://www.acha.org/documents/ncha/NCHA-II_SPRING_2019_UNDERGRADUATE_REFERENCE_GROUP_DATA_REPORT.pdf

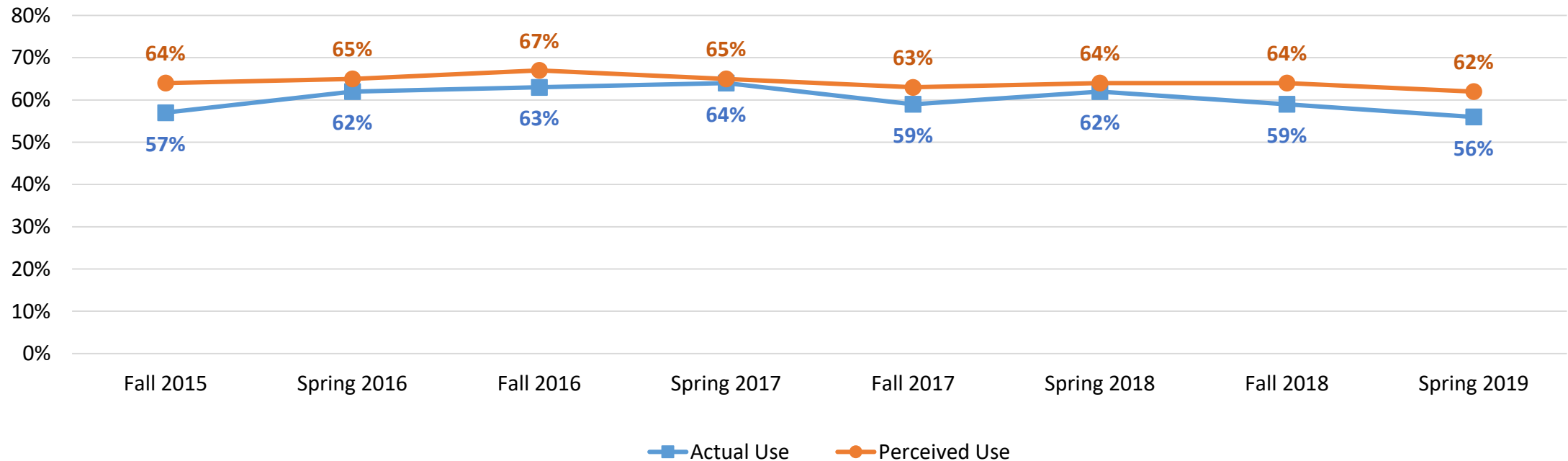
Both questions were asked of all respondents. There may be overlap between those who want more information and those who have already received information.

Have received: Question 2A1: Have you received information on the following topics from your college or university? Alcohol and other drug use (No; Yes)

Would be interested in receiving: Question 3A1: Are you interested in receiving information on the following topics from your college or university? Alcohol and other drug use (No; Yes)

National College Health Assessment

Perception vs. Reality:
% of Undergraduate Students Who Have Used Alcohol in the Last 30 Days



Source: National College Health Assessment, Spring 2019. American College Health Association.

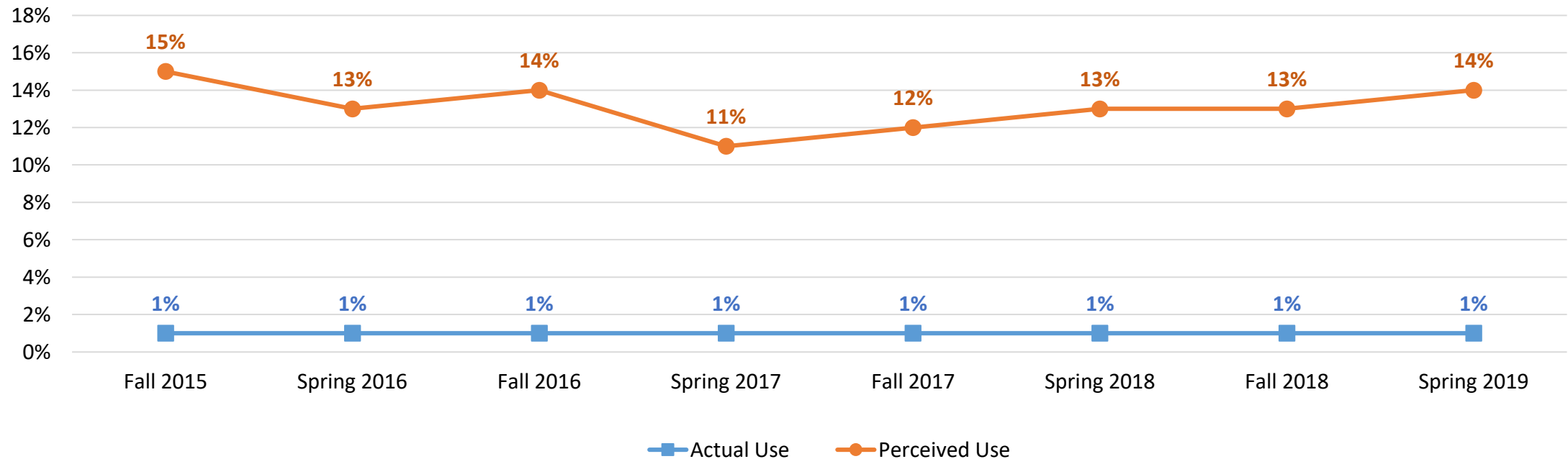
https://www.acha.org/documents/ncha/NCHA-II_SPRING_2019_UNDERGRADUATE_REFERENCE_GROUP_DATA_REPORT.pdf

Actual: Question 8A5: Within the last thirty days, on how many days did you use: Alcohol (beer, wine, liquor)? (Never used; Have used, but not in the last 30 days; 1-2 days; 3-5 days; 6-9 days; 10-19 days; 20-29 days; Used daily)

Perception: Question 17B: Within the last 30 days, what percent of students at your school used alcohol? State your best estimate. MEAN SCORE

National College Health Assessment

Perception vs. Reality: % of Undergraduate Students Who Drink Alcohol Daily



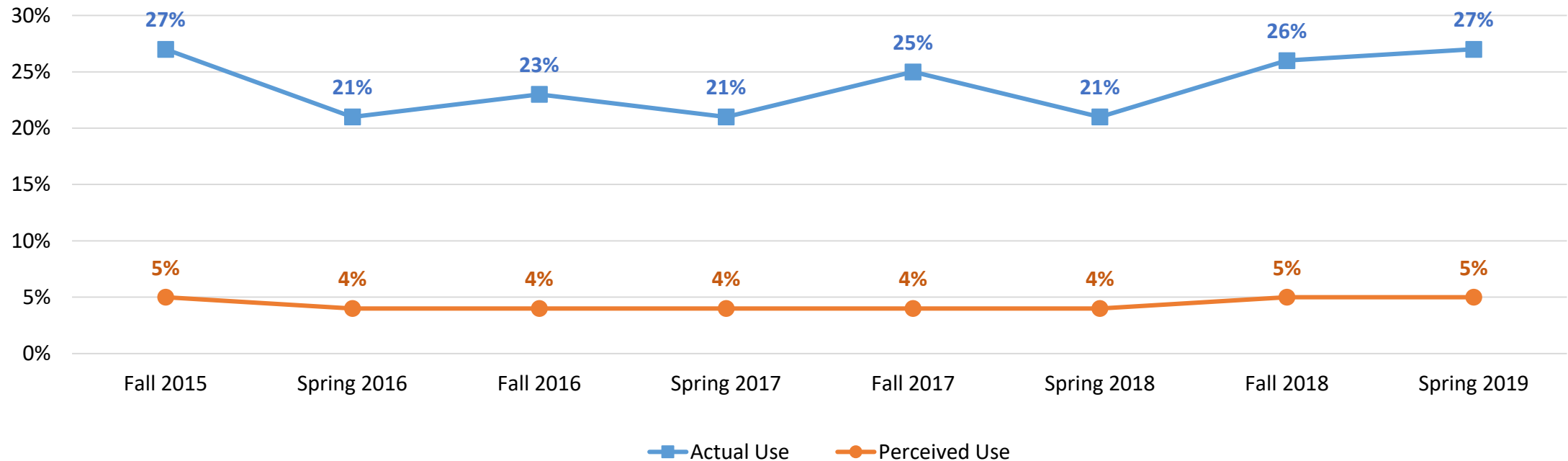
Source: National College Health Assessment, Spring 2019. American College Health Association.

https://www.acha.org/documents/ncha/NCHA-II_SPRING_2019_UNDERGRADUATE_REFERENCE_GROUP_DATA_REPORT.pdf

Actual: Question 8A5: Within the last thirty days, on how many days did you use: Alcohol (beer, wine, liquor)? (Never used; Have used, but not in the last 30 days; 1-2 days; 3-5 days; 6-9 days; 10-19 days; 20-29 days; Used daily)
Perception: Question 9A5: Within the last 30 days, how often do you think the typical student at your school used: Alcohol (beer, wine, liquor)? (Never used; Have used, but not in the last 30 days; 1-2 days; 3-5 days; 6-9 days; 10-19 days; 20-29 days; Used daily)

National College Health Assessment

Perception vs. Reality: % of Undergraduate Students Who Have Never Used Alcohol



Source: National College Health Assessment, Spring 2019. American College Health Association.

https://www.acha.org/documents/ncha/NCHA-II_SPRING_2019_UNDERGRADUATE_REFERENCE_GROUP_DATA_REPORT.pdf

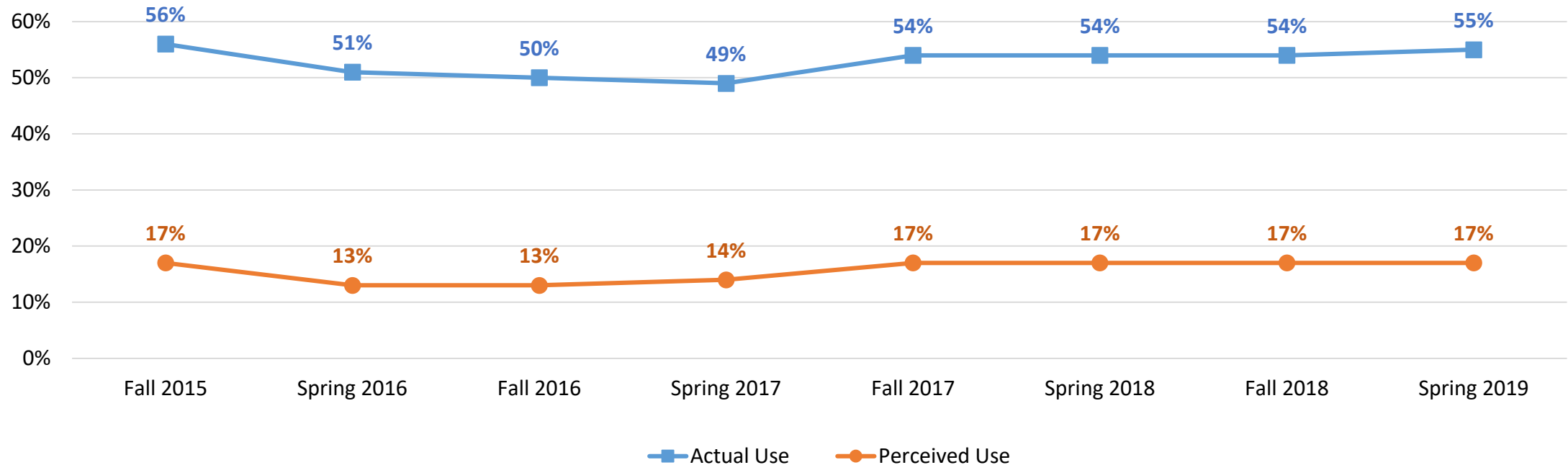
Actual: Question 8A5: Within the last thirty days, on how many days did you use: Alcohol (beer, wine, liquor)? (Never used; Have used, but not in the last 30 days; 1-2 days; 3-5 days; 6-9 days; 10-19 days; 20-29 days; Used daily)

Perception: Question 9A5: Within the last 30 days, how often do you think the typical student at your school used: Alcohol (beer, wine, liquor)? (Never used; Have used, but not in the last 30 days; 1-2 days; 3-5 days; 6-9 days; 10-19 days; 20-29 days; Used daily)

National College Health Assessment

Perception vs. Reality:

% of Undergraduate Students Who Had 2 or Fewer Alcoholic Drinks the Last Time they Partied/Socialized



Source: National College Health Assessment, Spring 2019. American College Health Association.

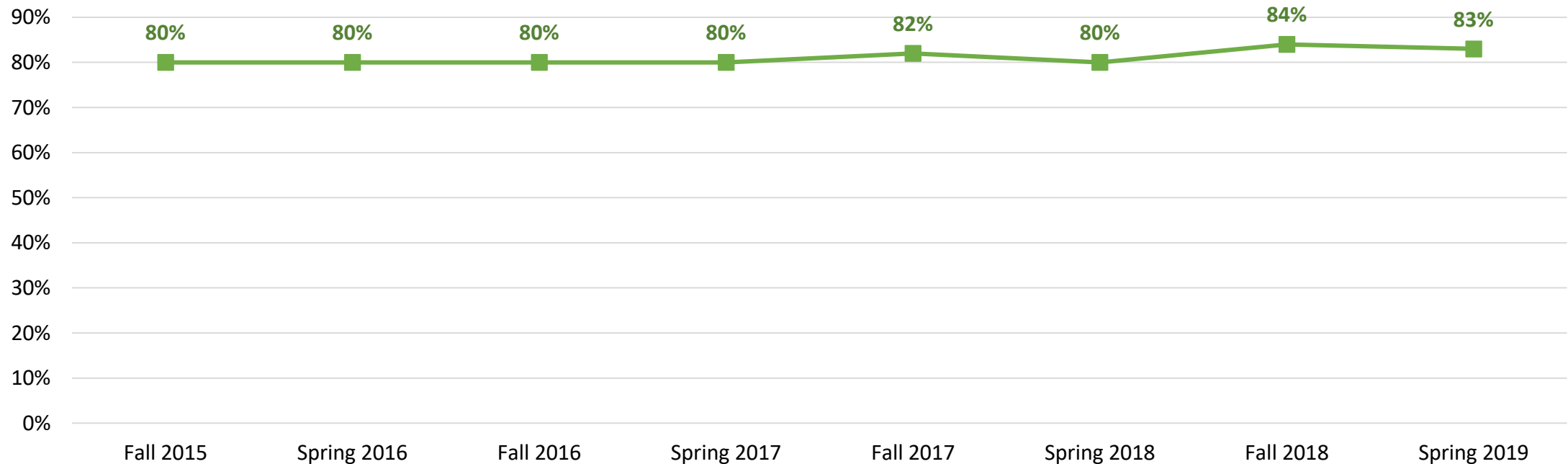
https://www.acha.org/documents/ncha/NCHA-II_SPRING_2019_UNDERGRADUATE_REFERENCE_GROUP_DATA_REPORT.pdf

Actual: Question 10: The last time you "partied"/socialized, how many alcoholic drinks did you have? (0; 1-2; 3-4; 5-6; 7-8; 9-10; 11-12; 13-14; 15-16; 17)

Perception: Question 12: How many drinks of alcohol do you think the typical student at your school had the last time he/she "partied"/socialized? (0; 1-2; 3-4; 5-6; 7-8; 9-10; 11-12; 13-14; 15-16; 17)

National College Health Assessment

% of Undergraduate Students Who Drank Alcohol for Four Hours or Less the Last Time they Partied/Socialized



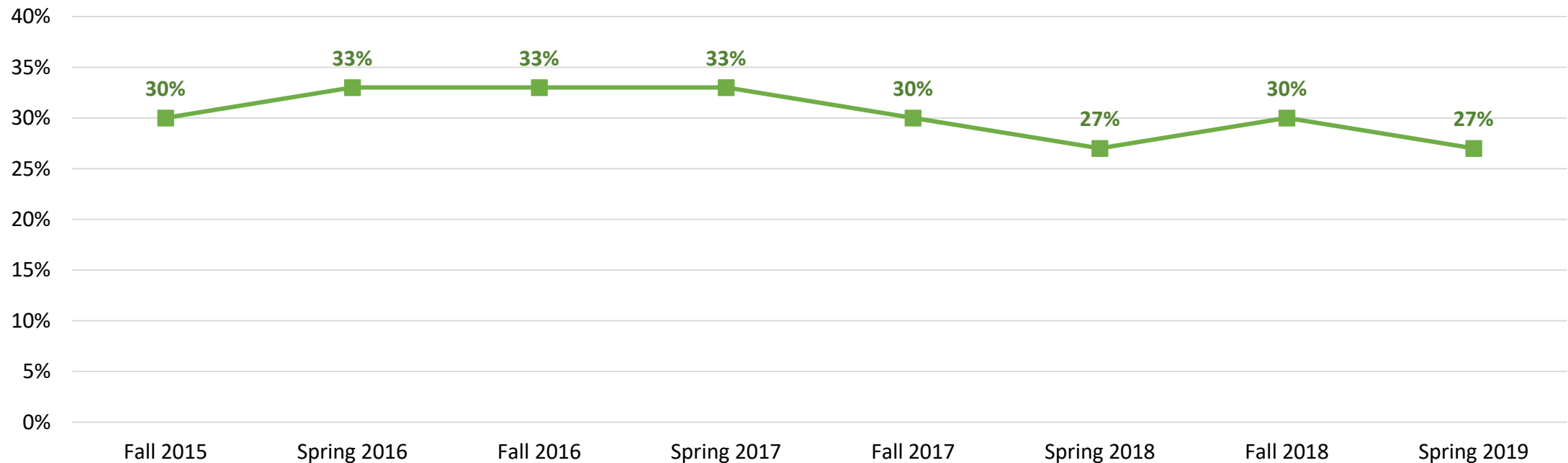
Source: National College Health Assessment, Spring 2019. American College Health Association.

https://www.acha.org/documents/ncha/NCHA-II_SPRING_2019_UNDERGRADUATE_REFERENCE_GROUP_DATA_REPORT.pdf

Question 11: The last time you "partied"/socialized, how many hours did you drink alcohol? (0; 1-2; 3-4; 5-6; 7-8; 9-10; 11-12; 13-14; 15-16; 17)

National College Health Assessment

% of Undergraduate Students Who Had Five or More Drinks of Alcohol at a Sitting Over the Last Two Weeks



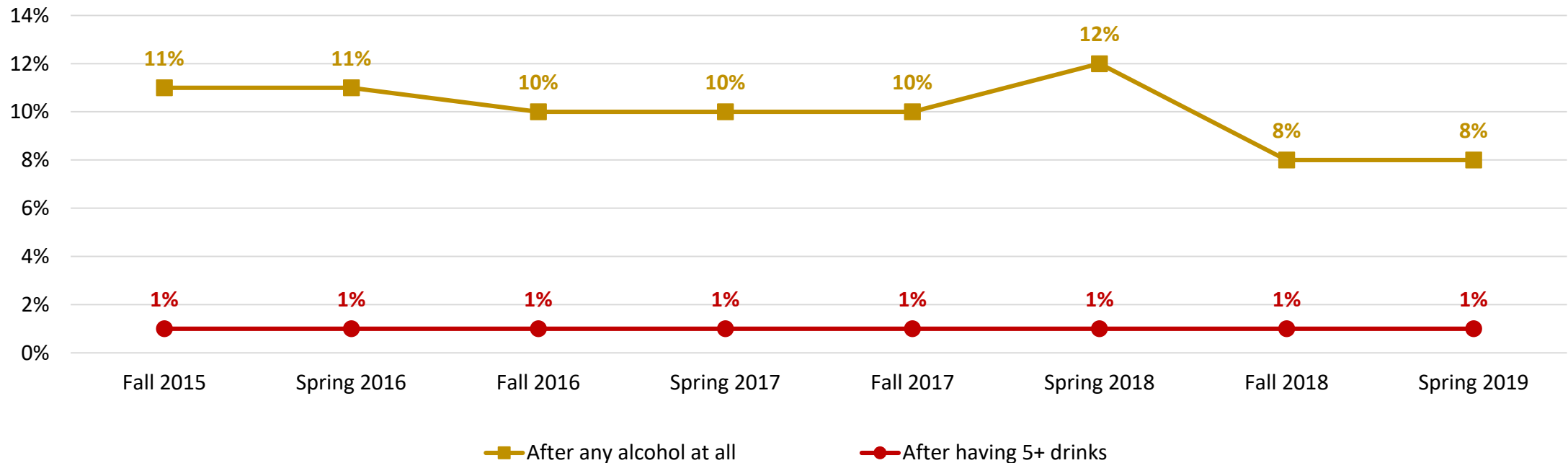
Source: National College Health Assessment, Spring 2019. American College Health Association.

https://www.acha.org/documents/ncha/NCHA-II_SPRING_2019_UNDERGRADUATE_REFERENCE_GROUP_DATA_REPORT.pdf

Question 13: Over the last two weeks, how many times have you had five or more drinks of alcohol at a sitting?

National College Health Assessment

% of Undergraduate Students Who Drove After Drinking Within the Last 30 Days



Source: National College Health Assessment, Spring 2019. American College Health Association.

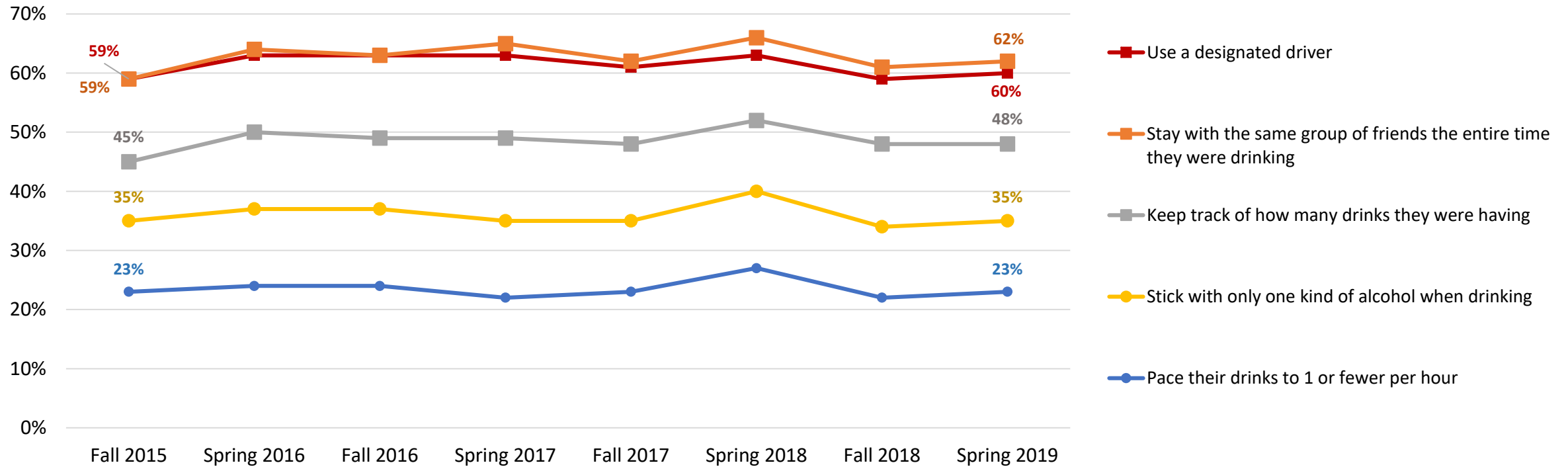
https://www.acha.org/documents/ncha/NCHA-II_SPRING_2019_UNDERGRADUATE_REFERENCE_GROUP_DATA_REPORT.pdf

Any alcohol: Question 14A: Within the last thirty days, did you: Drive after drinking any alcohol at all? (Not applicable/don't drive; not applicable/don't drink; No; Yes)

5+ drinks: Question 14B: Within the last thirty days, did you: Drive after having 5 or more drinks? (Not applicable/don't drive; not applicable/don't drink; No; Yes)

National College Health Assessment

Undergraduate Partying/Socializing Behaviors (During the Last 12 Months) % Who Say “Always” or “Most of the Time”



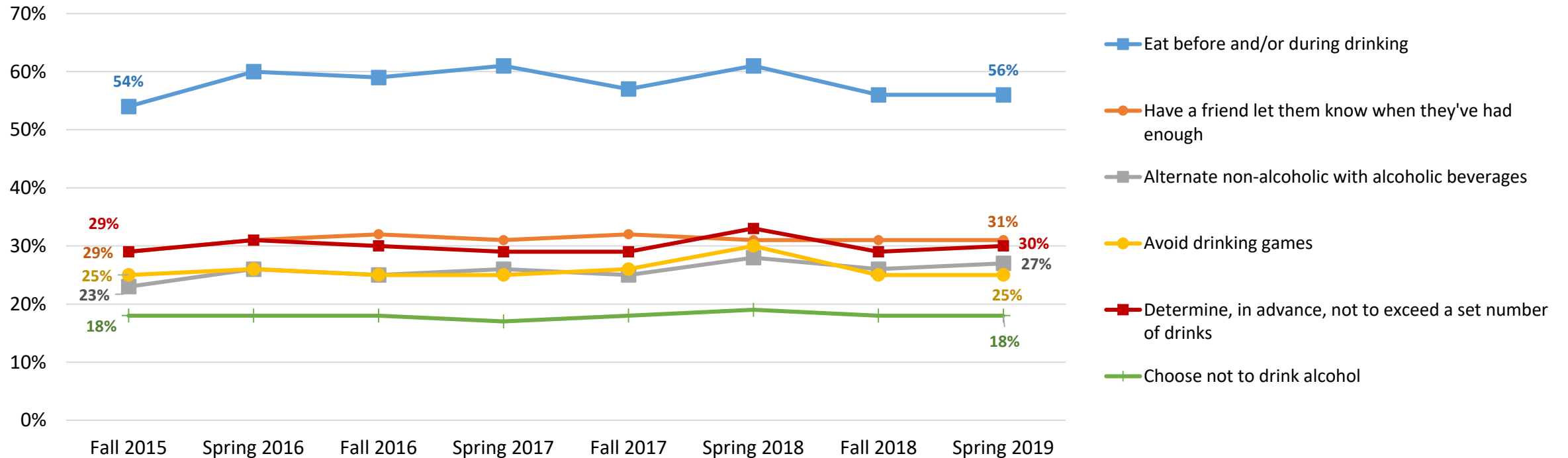
Source: National College Health Assessment, Spring 2019. American College Health Association.

https://www.acha.org/documents/ncha/NCHA-II_SPRING_2019_UNDERGRADUATE_REFERENCE_GROUP_DATA_REPORT.pdf

Question 15A-K. During the last 12 months, when you "partied"/socialized, how often did you: (Not applicable/don't drink; never; rarely; sometimes; most of the time; always)

National College Health Assessment

Undergraduate Partying/Socializing Behaviors (During the Last 12 Months) % Who Say "Always" or "Most of the Time"



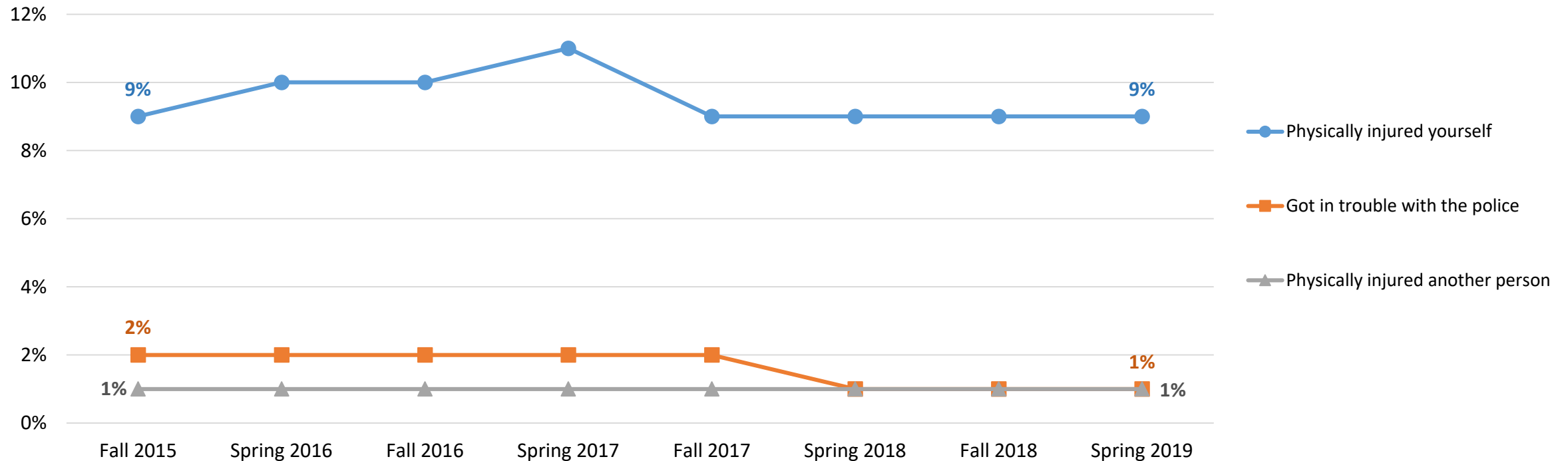
Source: National College Health Assessment, Spring 2019. American College Health Association.

https://www.acha.org/documents/ncha/NCHA-II_SPRING_2019_UNDERGRADUATE_REFERENCE_GROUP_DATA_REPORT.pdf

Question 15A-K. During the last 12 months, when you "partied"/socialized, how often did you: (Not applicable/don't drink; never; rarely; sometimes; most of the time; always)

National College Health Assessment

Undergraduates' Experiences When Drinking Alcohol (During the Last 12 Months)



Source: National College Health Assessment, Spring 2019. American College Health Association.

https://www.acha.org/documents/ncha/NCHA-II_SPRING_2019_UNDERGRADUATE_REFERENCE_GROUP_DATA_REPORT.pdf

Question 16C, 16D and 16E: Within the last 12 months, have you experienced any of the following when drinking alcohol: (N/A, Don't drink; no; yes)