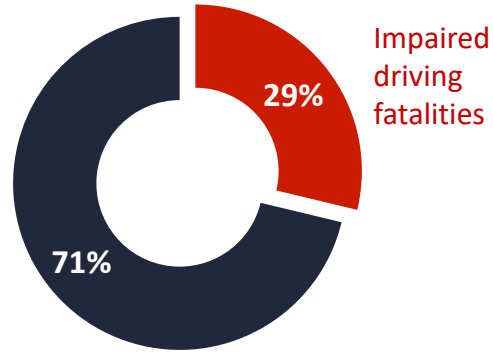


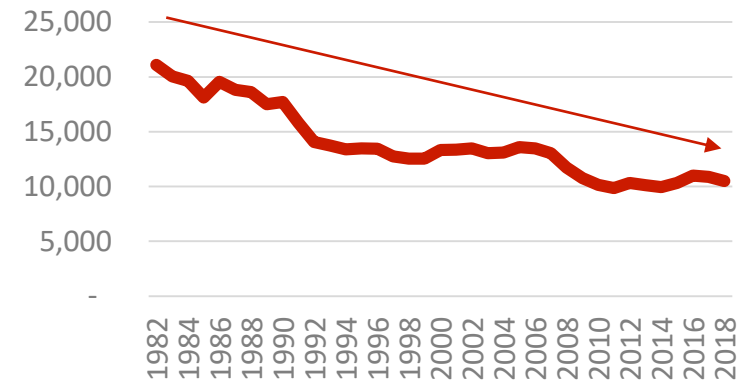
Impaired Driving Snapshot

(1) The most recently available data from the U.S. Department of Transportation continues to show that **impaired driving fatalities make up a fraction of all motor vehicle crashes.**

2018 Motor Vehicle Fatalities

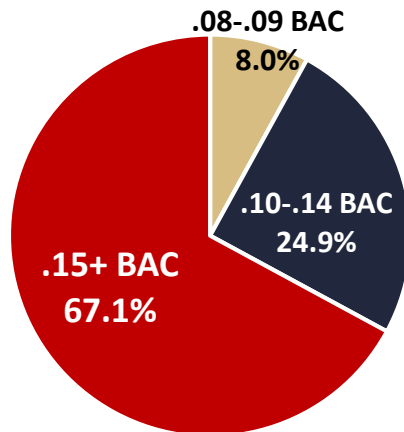


(2) Impaired driving fatalities have halved since their peak 1982, when fatalities were over 21,000 per year. In 2018 (most recent year available), there were 10,511 fatalities.



(3) Two in three impaired driving fatalities involve **high-BAC drivers**—those with **.15+ BAC.**

2018 Motor Vehicle Fatalities Involving an Impaired Driver



(4) According to the Traffic Injury Research Foundation, **82% of U.S. drivers—or 187 million Americans**—reported using a designated driver, being a designated driver, or using alternative transportation in a 2019 survey.

