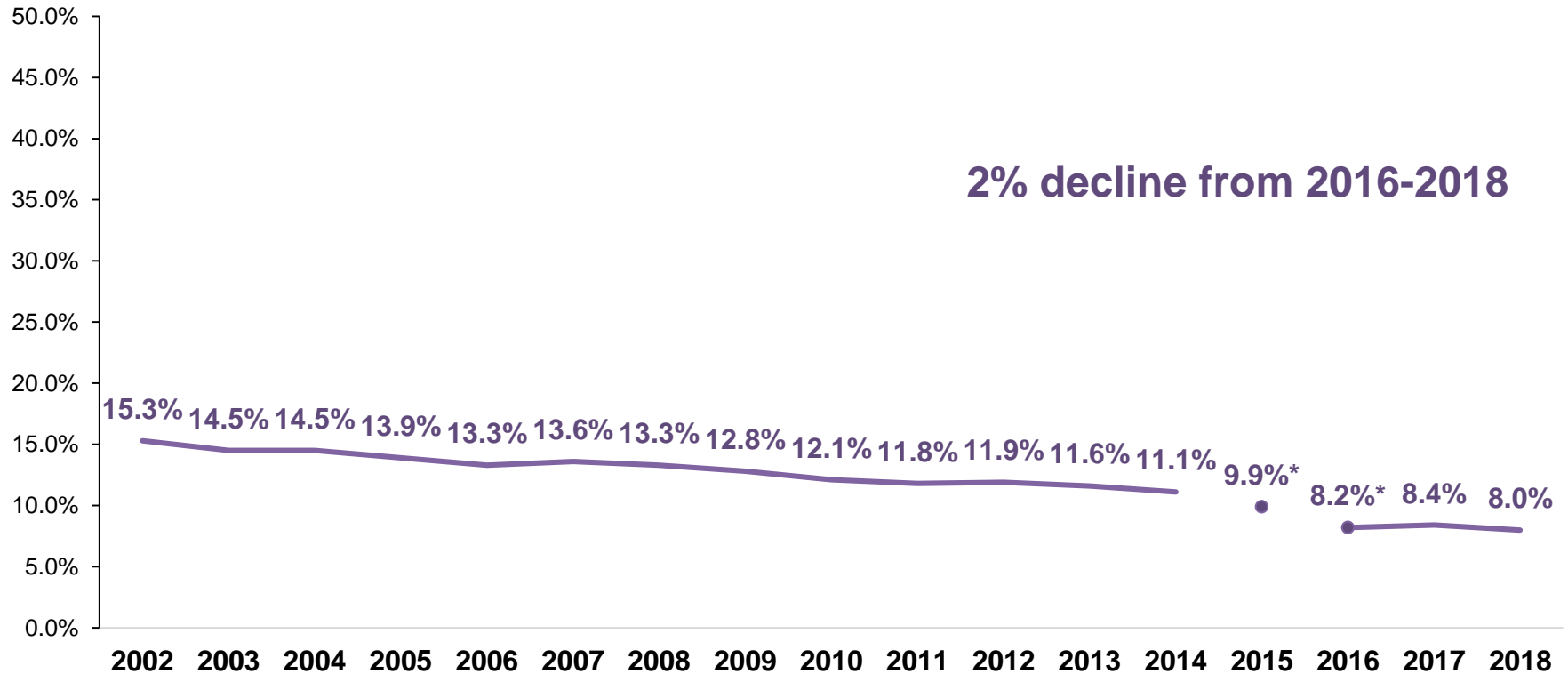


National Survey on Drug Use and Health Drove Under the Influence of Alcohol in the Past Year Over Time (among those 16+)



Source: 2018 National Survey on Drug Use and Health, an annual survey representative of the civilian, non-institutionalized population of the U.S. aged 12 years old or older conducted by the Substance Abuse and Mental Health Services Administration, U.S. Department of Health & Human Services. See <https://www.samhsa.gov/data/nsduh/reports-detailed-tables-2018-NSDUH>

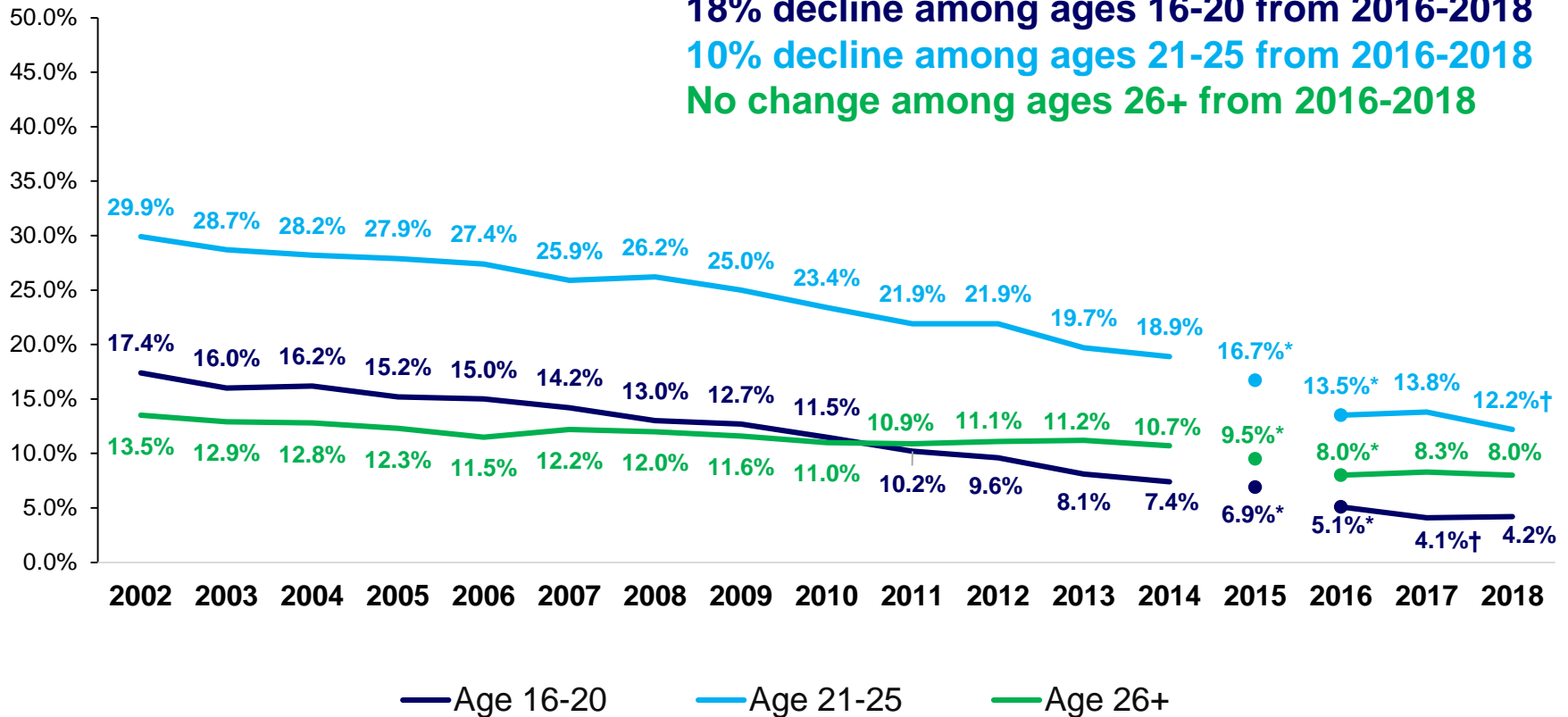
*Starting with the 2016 NSDUH, respondents who reported past year alcohol use or selected illicit drug use were asked individual questions about driving under the influence of each substance they indicated using. NSDUH determined that breaks in trends occurred for all measures of driving under the influence, including the measure of driving under the influence of alcohol, only because of associated context effects from other changes in this section. 2015 data not comparable to 2014 data due to methodological changes.

Question asked among those who drank at least one alcoholic beverage within the last 12 months: **During the past 12 months**, have you driven a vehicle while you were under the influence of alcohol?

National Survey on Drug Use and Health

Drove Under the Influence of Alcohol in the Past Year Over Time, By Age

18% decline among ages 16-20 from 2016-2018
10% decline among ages 21-25 from 2016-2018
No change among ages 26+ from 2016-2018

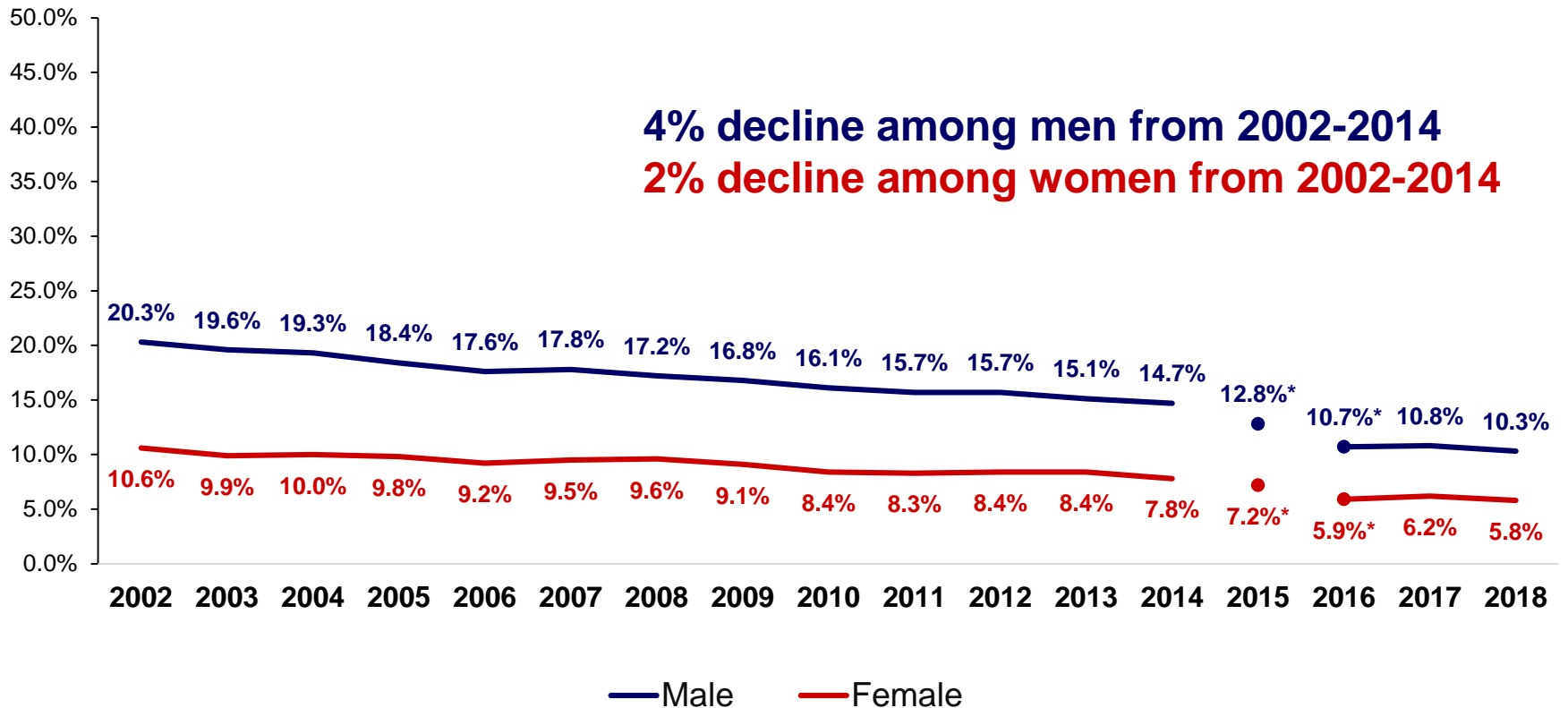


† Indicates a statistically significant difference at the 0.5 level compared to the previous year

Source: 2018 National Survey on Drug Use and Health, an annual survey representative of the civilian, non-institutionalized population of the U.S. aged 12 years old or older conducted by the Substance Abuse and Mental Health Services Administration, U.S. Department of Health & Human Services. See <https://www.samhsa.gov/data/nsduh/reports-detailed-tables-2018-NSDUH>
 *Starting with the 2016 NSDUH, respondents who reported past year alcohol use or selected illicit drug use were asked individual questions about driving under the influence of each substance they indicated using. NSDUH determined that breaks in trends occurred for all measures of driving under the influence, including the measure of driving under the influence of alcohol, only because of associated context effects from other changes in this section. 2015 data not comparable to 2014 data due to methodological changes.
 Question asked among those who drank at least one alcoholic beverage within the last 12 months: **During the past 12 months**, have you driven a vehicle while you were under the influence of alcohol?

National Survey on Drug Use and Health

Drove Under the Influence of Alcohol in the Past Year Over Time, By Gender (among those 16+)



Source: 2018 National Survey on Drug Use and Health, an annual survey representative of the civilian, non-institutionalized population of the U.S. aged 12 years old or older conducted by the Substance Abuse and Mental Health Services Administration, U.S. Department of Health & Human Services: <https://www.samhsa.gov/data/nsduh/reports-detailed-tables-2018-NSDUH>. See also "Driving Under the Influence of Alcohol and Illicit Drugs," December 2016, Figure 7.
 *Starting with the 2016 NSDUH, respondents who reported past year alcohol use or selected illicit drug use were asked individual questions about driving under the influence of each substance they indicated using. NSDUH determined that breaks in trends occurred for all measures of driving under the influence, including the measure of driving under the influence of alcohol, only because of associated context effects from other changes in this section. 2015 data not comparable to 2014 data due to methodological changes.
 Question asked among those who drank at least one alcoholic beverage within the last 12 months: **During the past 12 months**, have you driven a vehicle while you were under the influence of alcohol?