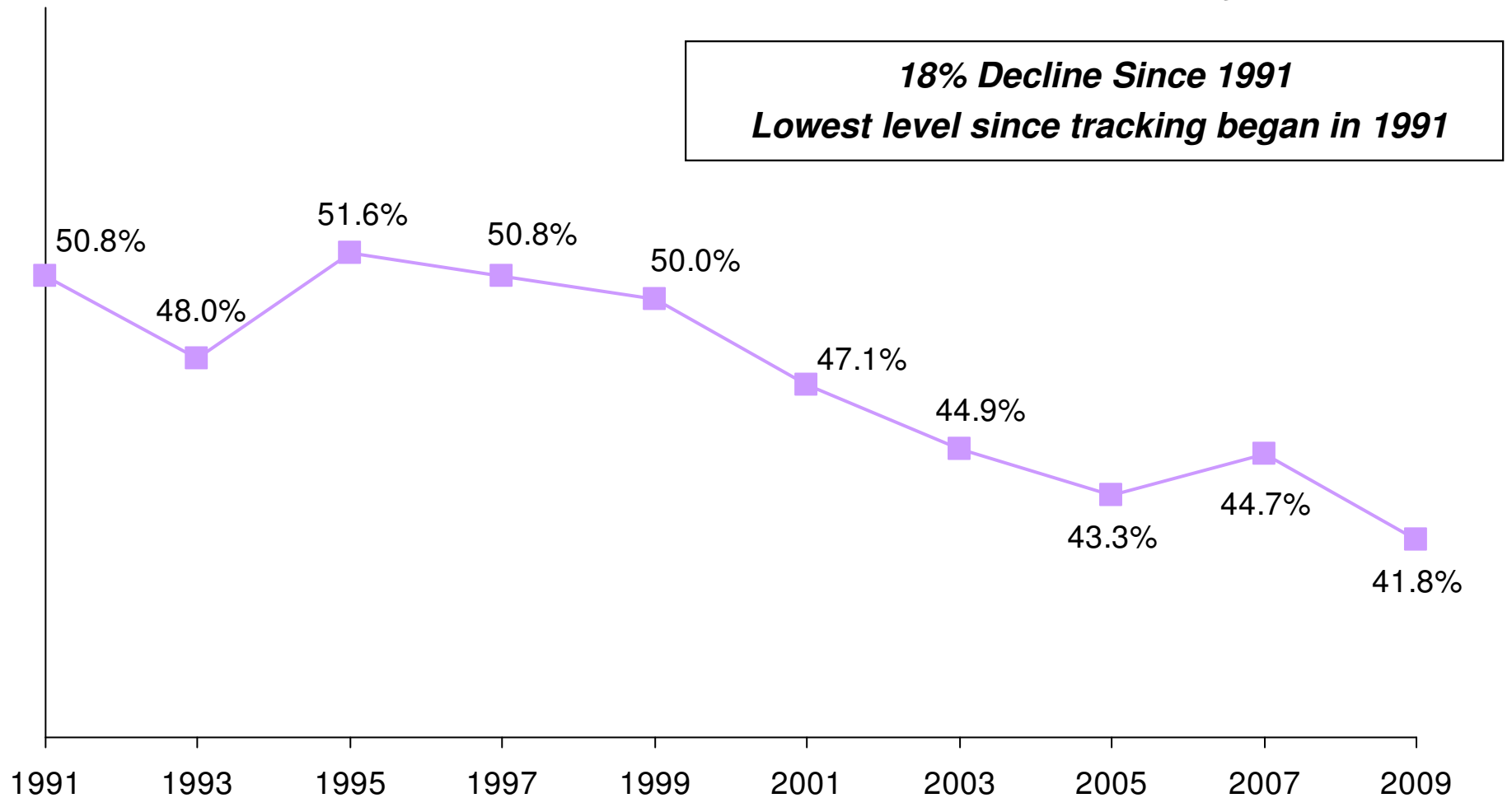


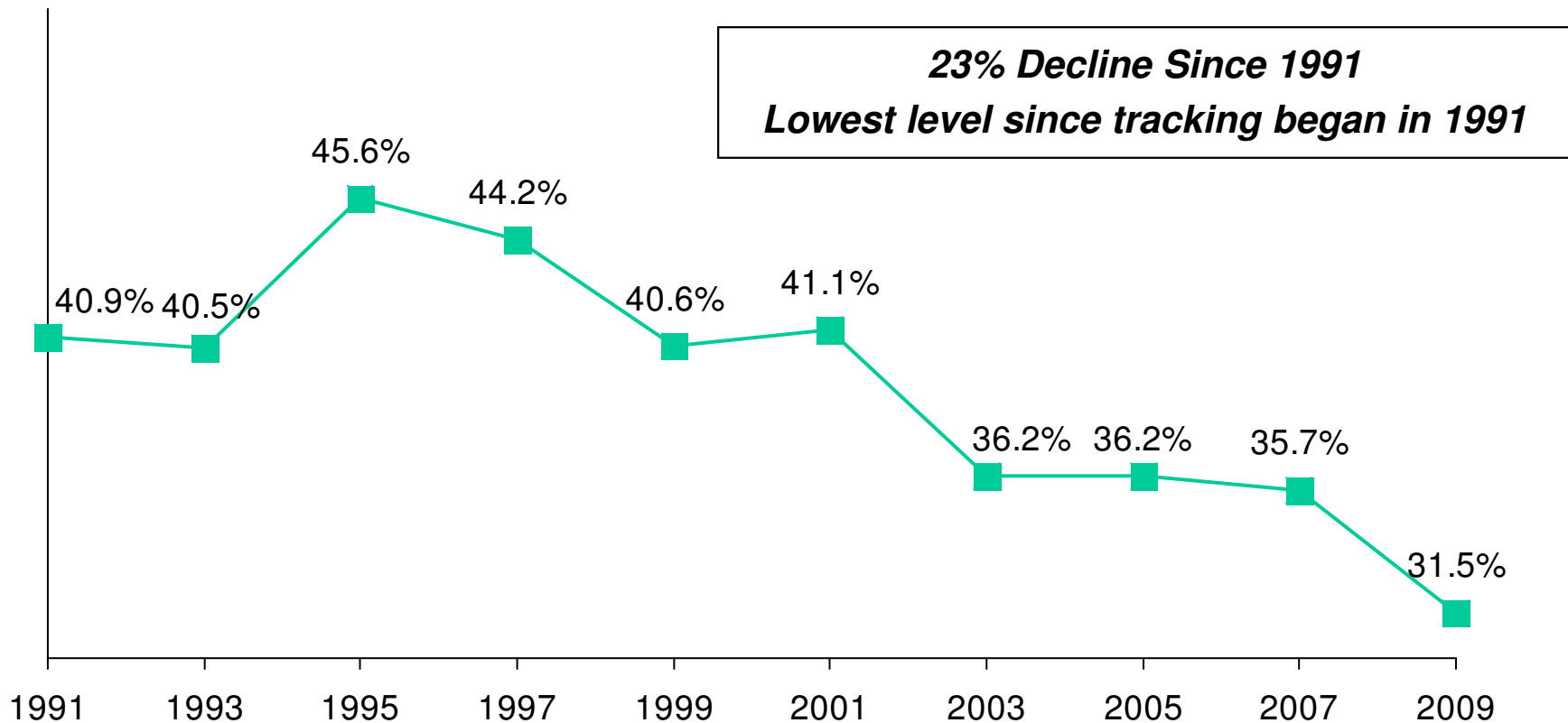
Centers For Disease Control Youth Risk Behavior Survey High School Students Consumed At Least One Drink of Alcohol in the Past 30 Days



Source: Youth Risk Behavior Survey (YRBS), Centers for Disease Control and Prevention. The YRBS is an in-school survey of students in grades 9 through 12. Students completed self-administered questionnaires in their classrooms. In 2009, the national sample consisted of 16,410 responses from 158 schools. In 1991, the national sample consisted of 12,272 responses from 137 schools.
<http://www.cdc.gov/mmwr/pdf/ss/ss5905.pdf> Table 36; http://www.cdc.gov/HealthyYouth/yrbs/pdf/us_alcohol_trend_yrbs.pdf
Note to surveyed: This includes drinking beer, wine, wine coolers, and liquor such as rum, gin, vodka, or whiskey. For these questions, drinking alcohol does not include drinking a few sips of wine for religious purposes.
Question: During the past 30 days, on how many days did you have at least one drink of alcohol? (0 days, 1 or 2 days, 3 to 5 days, 6 to 9 days, 10 to 19 days, 20 to 29 days, All 30 days)

Centers For Disease Control Youth Risk Behavior Survey

9th Grade Students Consumed At Least One Drink of Alcohol in the Past 30 Days



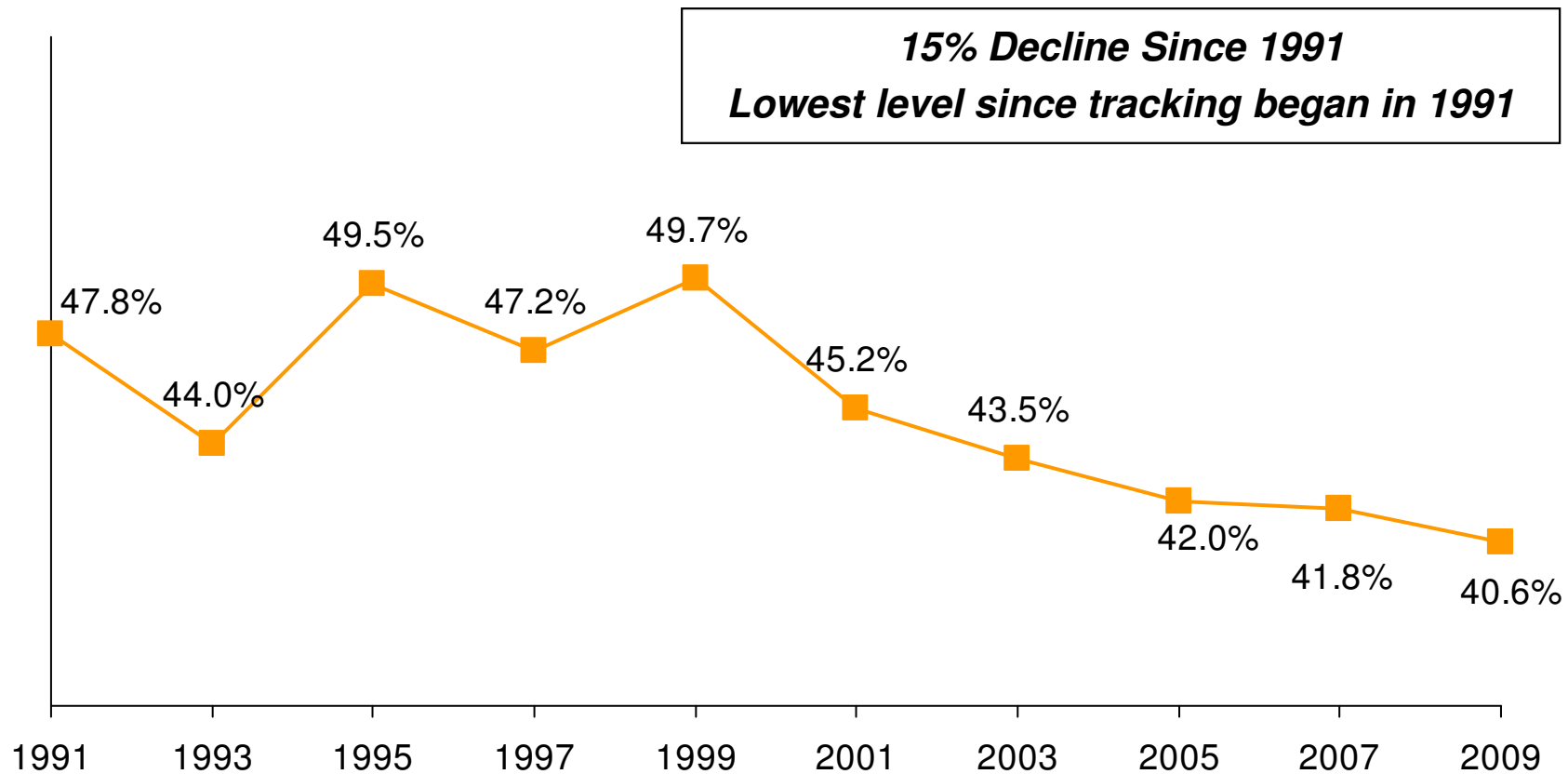
Source: Youth Risk Behavior Survey (YRBS), Centers for Disease Control and Prevention. The YRBS is an in-school survey of students in grades 9 through 12. Students completed self-administered questionnaires in their classrooms. In 2009, the national sample consisted of 16,410 responses from 158 schools. In 1991, the national sample consisted of 12,272 responses from 137 schools.

Sample size by students: 1991 – 9th graders = 3,055, 10th graders = 3,120, 11th graders = 2,867, 12th graders = 3,209
2009 – 9th graders =4,595, 10th graders =4,299, 11th graders =3,856, 12th graders =3,643.

<http://www.cdc.gov/mmwr/pdf/ss/ss3905.pdf> Table 36

Note to surveyed: This includes drinking beer, wine, wine coolers, and liquor such as rum, gin, vodka, or whiskey. For these questions, drinking alcohol does not include drinking a few sips of wine for religious purposes.
Question: During the past 30 days, on how many days did you have at least one drink of alcohol? (0 days, 1 or 2 days, 3 to 5 days, 6 to 9 days, 10 to 19 days, 20 to 29 days, All 30 days)

Centers For Disease Control Youth Risk Behavior Survey 10th Grade Students Consumed At Least One Drink of Alcohol in the Past 30 Days



Source: Youth Risk Behavior Survey (YRBS), Centers for Disease Control and Prevention. The YRBS is an in-school survey of students in grades 9 through 12. Students completed self-administered questionnaires in their classrooms. In 2009, the national sample consisted of 16,410 responses from 158 schools. In 1991, the national sample consisted of 12,272 responses from 137 schools.

Sample size by students: 1991 – 9th graders = 3,055, 10th graders = 3,120, 11th graders = 2,867, 12th graders = 3,209
2009 – 9th graders =4,595, 10th graders =4,299, 11th graders =3,856, 12th graders =3,643.

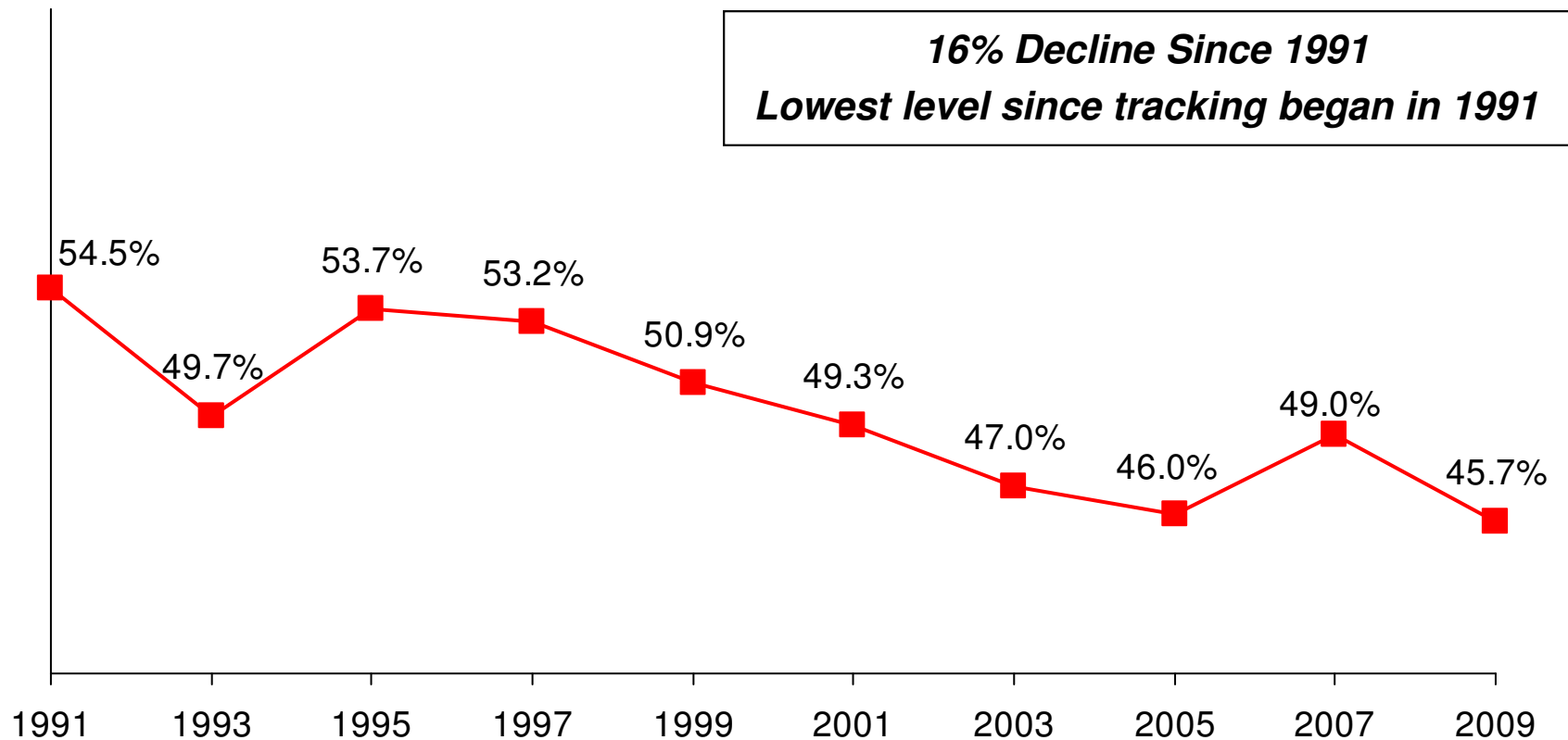
<http://www.cdc.gov/mmwr/pdf/ss/ss5905.pdf> Table 36

Note to surveyed: This includes drinking beer, wine, winecoolers, and liquor such as rum, gin, vodka, or whiskey. For these questions, drinking alcohol does not include drinking a few sips of wine for religious purposes.

Question: During the past 30 days, on how many days did you have at least one drink of alcohol? (0 days, 1 or 2 days, 3 to 5 days, 6 to 9 days, 10 to 19 days, 20 to 29 days, All 30 days)

Centers For Disease Control Youth Risk Behavior Survey

11th Grade Students Consumed At Least One Drink of Alcohol in the Past 30 Days



Source: Youth Risk Behavior Survey (YRBS), Centers for Disease Control and Prevention. The YRBS is an in-school survey of students in grades 9 through 12. Students completed self-administered questionnaires in their classrooms. In 2009, the national sample consisted of 16,410 responses from 158 schools. In 1991, the national sample consisted of 12,272 responses from 137 schools.

Sample size by students: 1991 – 9th graders = 3,055, 10th graders = 3,120, 11th graders = 2,867, 12th graders = 3,209

2009 – 9th graders =4,595, 10th graders =4,299, 11th graders =3,856, 12th graders =3,643.

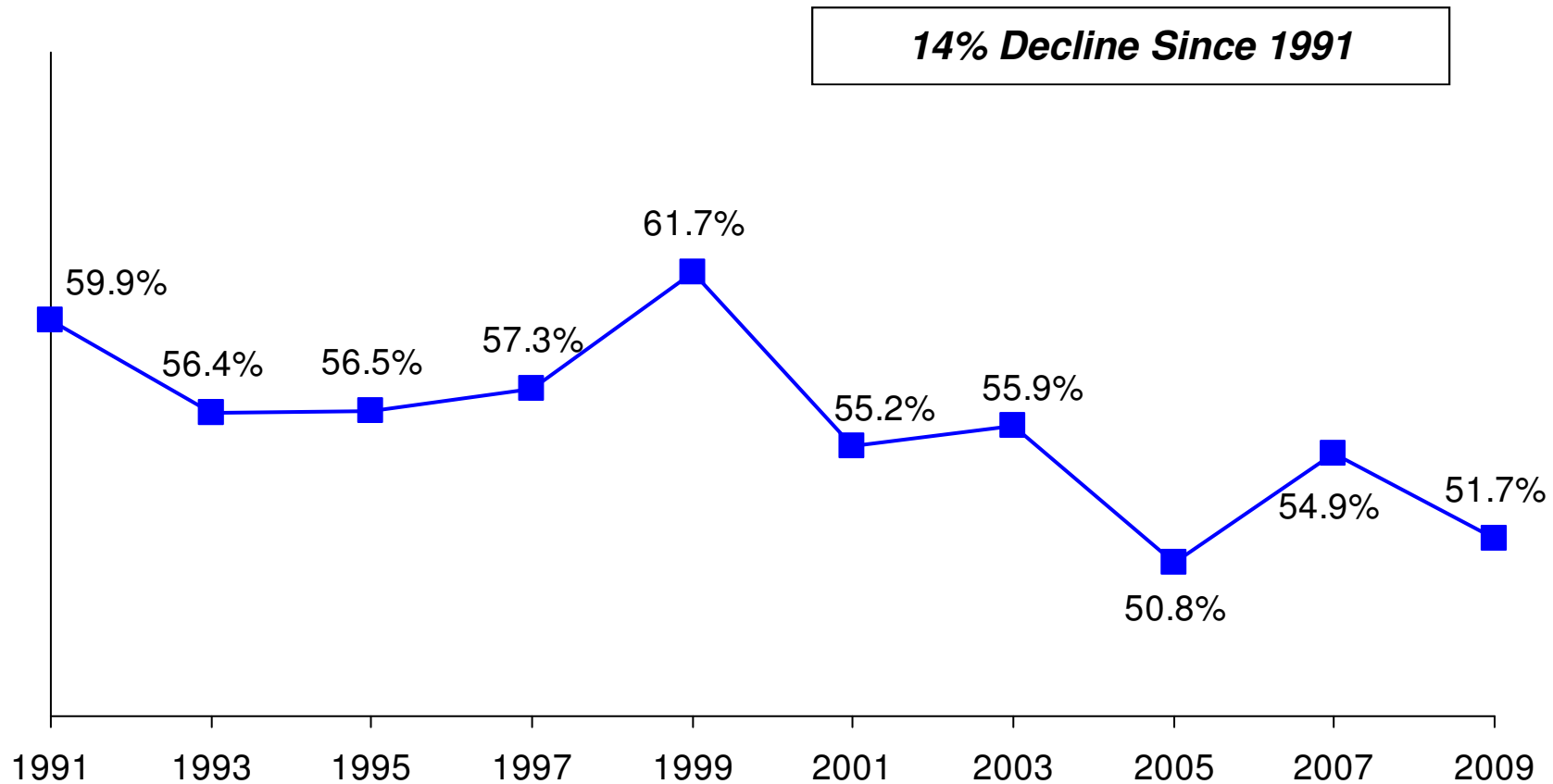
<http://www.cdc.gov/mmwr/pdf/ss/ss3905.pdf> Table 36

Note to surveyed: This includes drinking beer, wine, winecoolers, and liquor such as rum, gin, vodka, or whiskey. For these questions, drinking alcohol does not include drinking a few sips of wine for religious purposes.

Question: During the past 30 days, on how many days did you have at least one drink of alcohol? (0 days, 1 or 2 days, 3 to 5 days, 6 to 9 days, 10 to 19 days, 20 to 29 days, All 30 days)

Centers For Disease Control Youth Risk Behavior Survey

12th Grade Students Consumed At Least One Drink of Alcohol in the Past 30 Days



Source: Youth Risk Behavior Survey (YRBS), Centers for Disease Control and Prevention. The YRBS is an in-school survey of students in grades 9 through 12. Students completed self-administered questionnaires in their classrooms. In 2009, the national sample consisted of 16,410 responses from 158 schools. In 1991, the national sample consisted of 12,272 responses from 137 schools.

Sample size by students: 1991 – 9th graders = 3,055, 10th graders = 3,120, 11th graders = 2,867, 12th graders = 3,209
2009 – 9th graders =4,595, 10th graders =4,299, 11th graders =3,856, 12th graders =3,643.

<http://www.cdc.gov/mmwr/pdf/ss/ss5905.pdf> Table 36

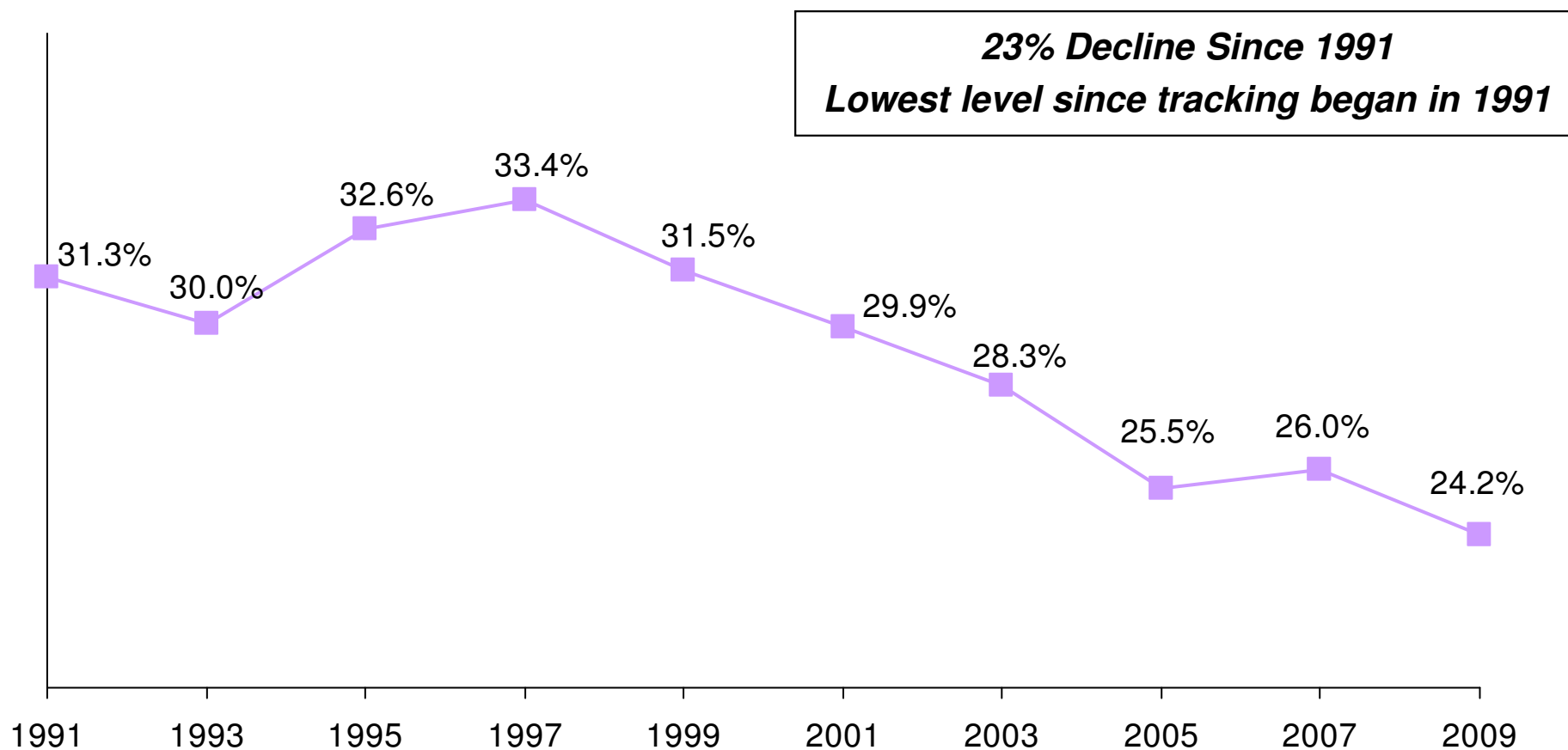
Note to surveyed: This includes drinking beer, wine, winecoolers, and liquor such as rum, gin, vodka, or whiskey. For these questions, drinking alcohol does not include drinking a few sips of wine for religious purposes.

Question: During the past 30 days, on how many days did you have at least one drink of alcohol? (0 days, 1 or 2 days, 3 to 5 days, 6 to 9 days, 10 to 19 days, 20 to 29 days, All 30 days)

Centers For Disease Control Youth Risk Behavior Survey

High School Students

Consumed Five or More Drinks of Alcohol in a Row in the Past 30 Days*



Source: Youth Risk Behavior Survey (YRBS), Centers for Disease Control and Prevention. The YRBS is an in-school survey of students in grades 9 through 12. Students completed self-administered questionnaires in their classrooms. In 2009, the national sample consisted of 16,410 responses from 158 schools. In 1991, the national sample consisted of 12,272 responses from 137 schools.

<http://www.cdc.gov/mmwr/pdf/ss/ss5905.pdf> Table 38; http://www.cdc.gov/HealthyYouth/yrbs/pdf/us_alcohol_trend_yrbs.pdf

*"in a row, that is, within a couple of hours on one or more of the past 30 days."

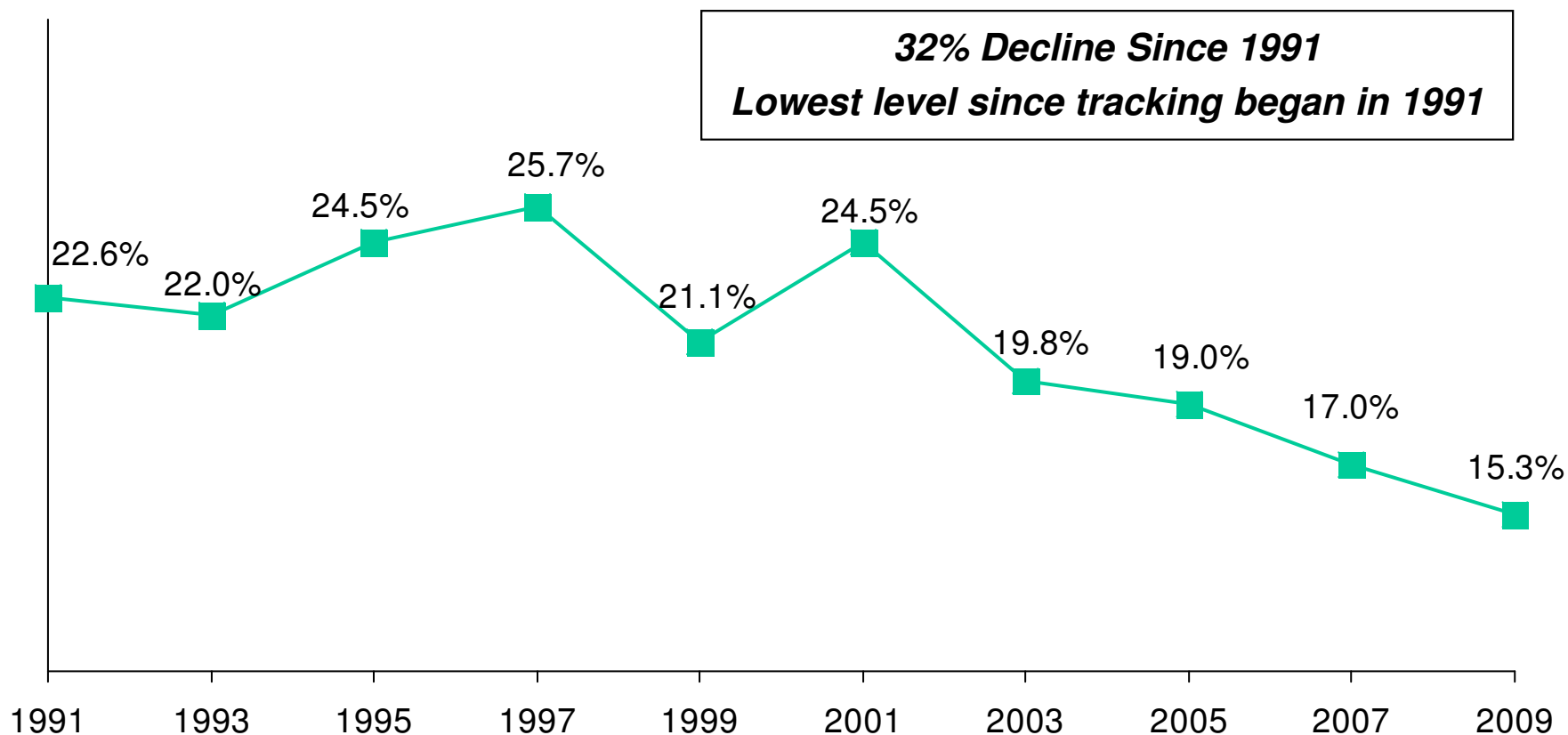
Note to surveyed: This includes drinking beer, wine, winecoolers, and liquor such as rum, gin, vodka, or whiskey. For these questions, drinking alcohol does not include drinking a few sips of wine for religious purposes.

Question: During the past 30 days, on how many days did you have 5 or more drinks of alcohol in a row, that is, within a couple of hours? (0 days, 1 day, 2 days, 3 to 5 days, 6 to 9 days, 10 to 19 days, 20 or more days)

Centers For Disease Control Youth Risk Behavior Survey

9th Grade Students

Consumed Five or More Drinks of Alcohol in a Row in the Past 30 Days*



Source: Youth Risk Behavior Survey (YRBS), Centers for Disease Control and Prevention. The YRBS is an in-school survey of students in grades 9 through 12. Students completed self-administered questionnaires in their classrooms. In 2009, the national sample consisted of 16,410 responses from 158 schools. In 1991, the national sample consisted of 12,272 responses from 137 schools.

Sample size by students: 1991 – 9th graders = 3,055, 10th graders = 3,120, 11th graders = 2,867, 12th graders = 3,209

2009 – 9th graders =4,595, 10th graders =4,299, 11th graders =3,856, 12th graders =3,643.

<http://www.cdc.gov/mmwr/pdf/ss/ss5905.pdf> Table 38

*"in a row, that is, within a couple of hours on one or more of the past 30 days."

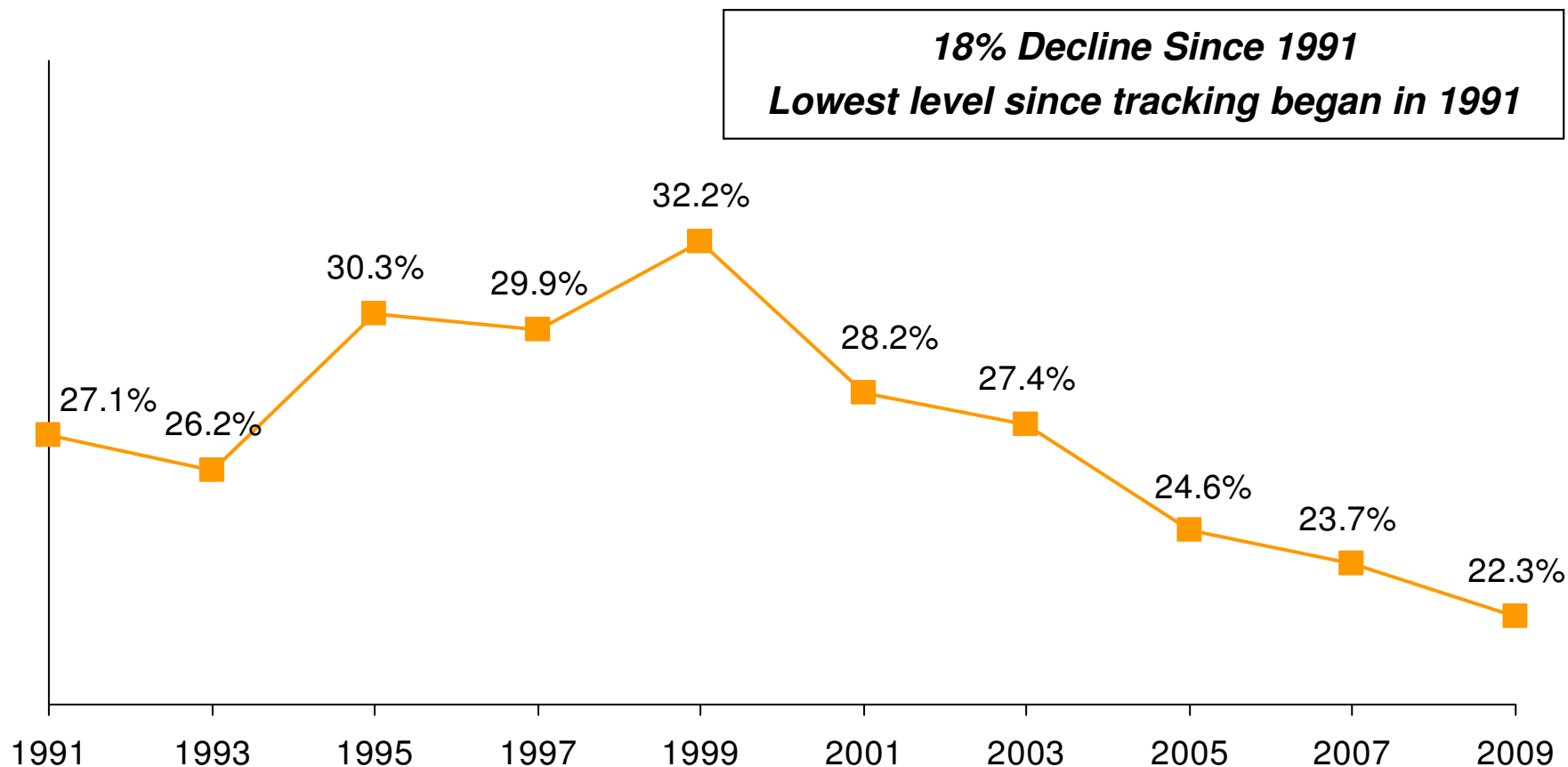
Note to surveyed: This includes drinking beer, wine, winecoolers, and liquor such as rum, gin, vodka, or whiskey. For these questions, drinking alcohol does not include drinking a few sips of wine for religious purposes.

Question: During the past 30 days, on how many days did you have 5 or more drinks of alcohol in a row, that is, within a couple of hours? (0 days, 1 day, 2 days, 3 to 5 days, 6 to 9 days, 10 to 19 days, 20 or more days)

Centers For Disease Control Youth Risk Behavior Survey

10th Grade Students

Consumed Five or More Drinks of Alcohol in a Row in the Past 30 Days*



Source: Youth Risk Behavior Survey (YRBS), Centers for Disease Control and Prevention. The YRBS is an in-school survey of students in grades 9 through 12. Students completed self-administered questionnaires in their classrooms. In 2009, the national sample consisted of 16,410 responses from 158 schools. In 1991, the national sample consisted of 12,272 responses from 137 schools.

Sample size by students: 1991 – 9th graders = 3,055, 10th graders = 3,120, 11th graders = 2,867, 12th graders = 3,209

2009 – 9th graders =4,595, 10th graders =4,299, 11th graders =3,856, 12th graders =3,643.

<http://www.cdc.gov/mmwr/pdf/ss/ss5905.pdf> Table 38

*"in a row, that is, within a couple of hours on one or more of the past 30 days."

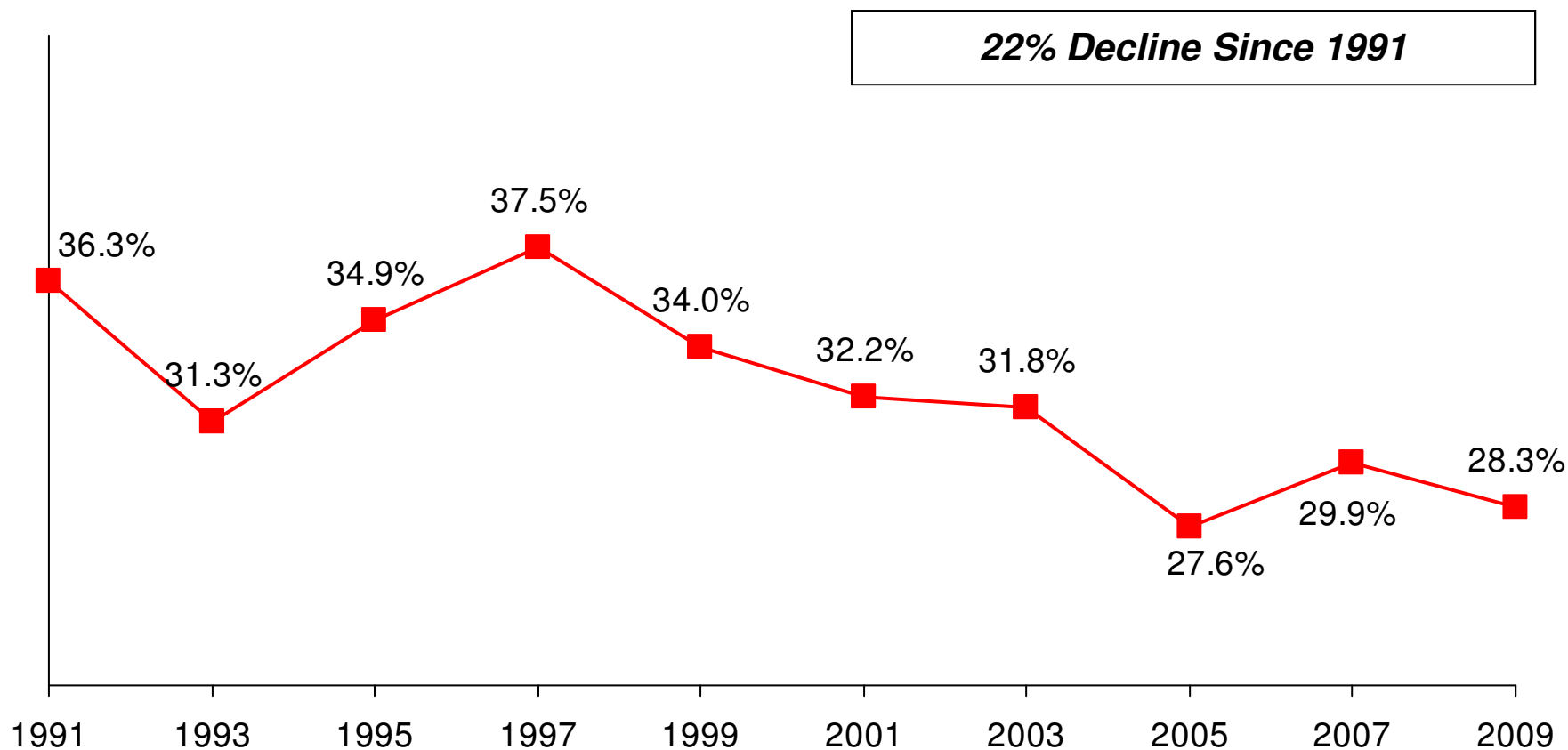
Note to surveyed: This includes drinking beer, wine, winecoolers, and liquor such as rum, gin, vodka, or whiskey. For these questions, drinking alcohol does not include drinking a few sips of wine for religious purposes.

Question: During the past 30 days, on how many days did you have 5 or more drinks of alcohol in a row, that is, within a couple of hours? (0 days, 1 day, 2 days, 3 to 5 days, 6 to 9 days, 10 to 19 days, 20 or more days)

Centers For Disease Control Youth Risk Behavior Survey

11th Grade Students

Consumed Five or More Drinks of Alcohol in a Row in the Past 30 Days*



Source: Youth Risk Behavior Survey (YRBS), Centers for Disease Control and Prevention. The YRBS is an in-school survey of students in grades 9 through 12. Students completed self-administered questionnaires in their classrooms. In 2009, the national sample consisted of 16,410 responses from 158 schools. In 1991, the national sample consisted of 12,272 responses from 137 schools.

Sample size by students: 1991 – 9th graders = 3,055, 10th graders = 3,120, 11th graders = 2,867, 12th graders = 3,209

2009 – 9th graders =4,595, 10th graders =4,299, 11th graders =3,856, 12th graders =3,643.

<http://www.cdc.gov/mmwr/pdf/ss/ss5905.pdf> Table 38

*"in a row, that is, within a couple of hours on one or more of the past 30 days."

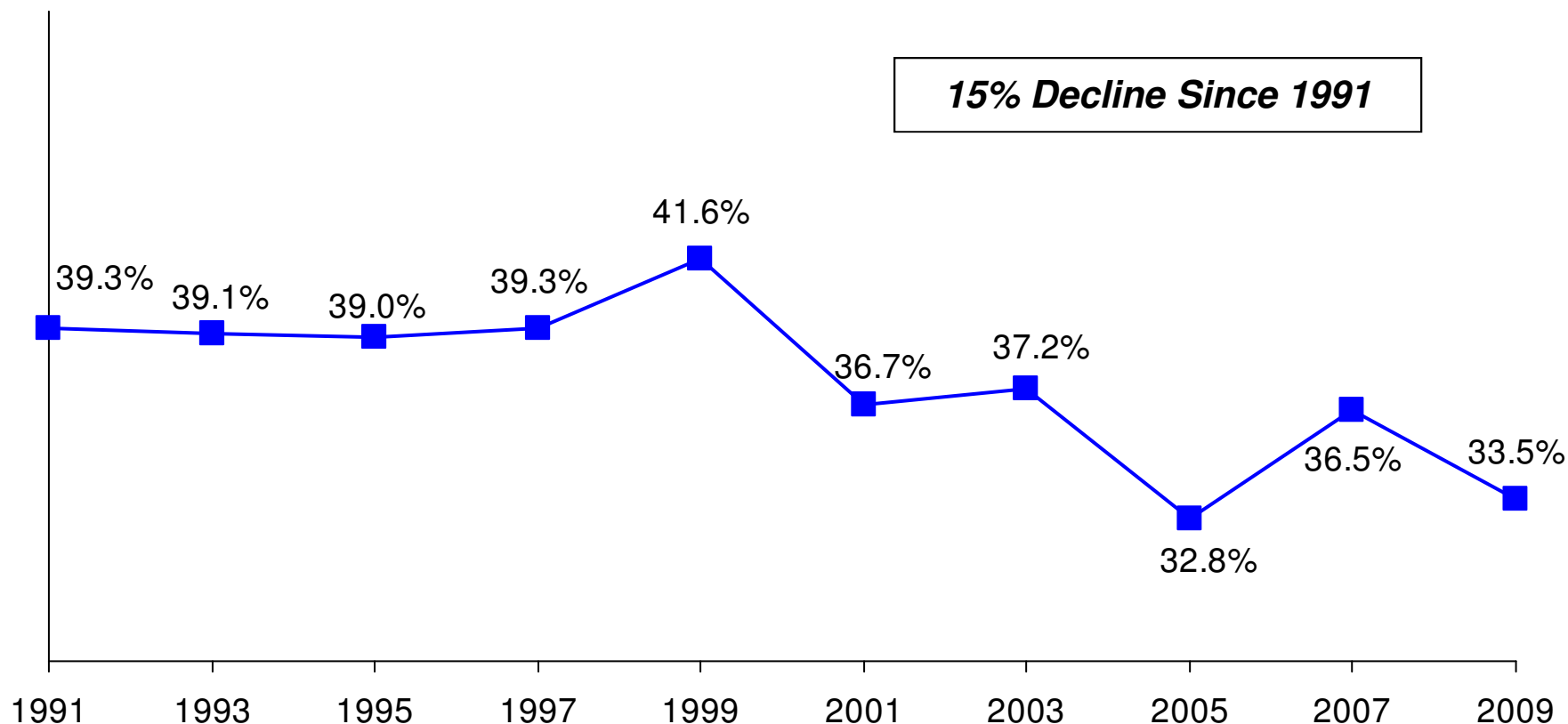
Note to surveyed: This includes drinking beer, wine, winecoolers, and liquor such as rum, gin, vodka, or whiskey. For these questions, drinking alcohol does not include drinking a few sips of wine for religious purposes.

Question: During the past 30 days, on how many days did you have 5 or more drinks of alcohol in a row, that is, within a couple of hours? (0 days, 1 day, 2 days, 3 to 5 days, 6 to 9 days, 10 to 19 days, 20 or more days)

Centers For Disease Control Youth Risk Behavior Survey

12th Grade Students

Consumed Five or More Drinks of Alcohol in a Row in the Past 30 Days*



Source: Youth Risk Behavior Survey (YRBS), Centers for Disease Control and Prevention. The YRBS is an in-school survey of students in grades 9 through 12. Students completed self-administered questionnaires in their classrooms. In 2009, the national sample consisted of 16,410 responses from 158 schools. In 1991, the national sample consisted of 12,272 responses from 137 schools.

Sample size by students: 1991 – 9th graders = 3,055, 10th graders = 3,120, 11th graders = 2,867, 12th graders = 3,209

2009 – 9th graders =4,595, 10th graders =4,299, 11th graders =3,856, 12th graders =3,643.

<http://www.cdc.gov/mmwr/pdf/ss/ss5905.pdf> Table 38

*"in a row, that is, within a couple of hours on one or more of the past 30 days."

Note to surveyed: This includes drinking beer, wine, winecoolers, and liquor such as rum, gin, vodka, or whiskey. For these questions, drinking alcohol does not include drinking a few sips of wine for religious purposes.

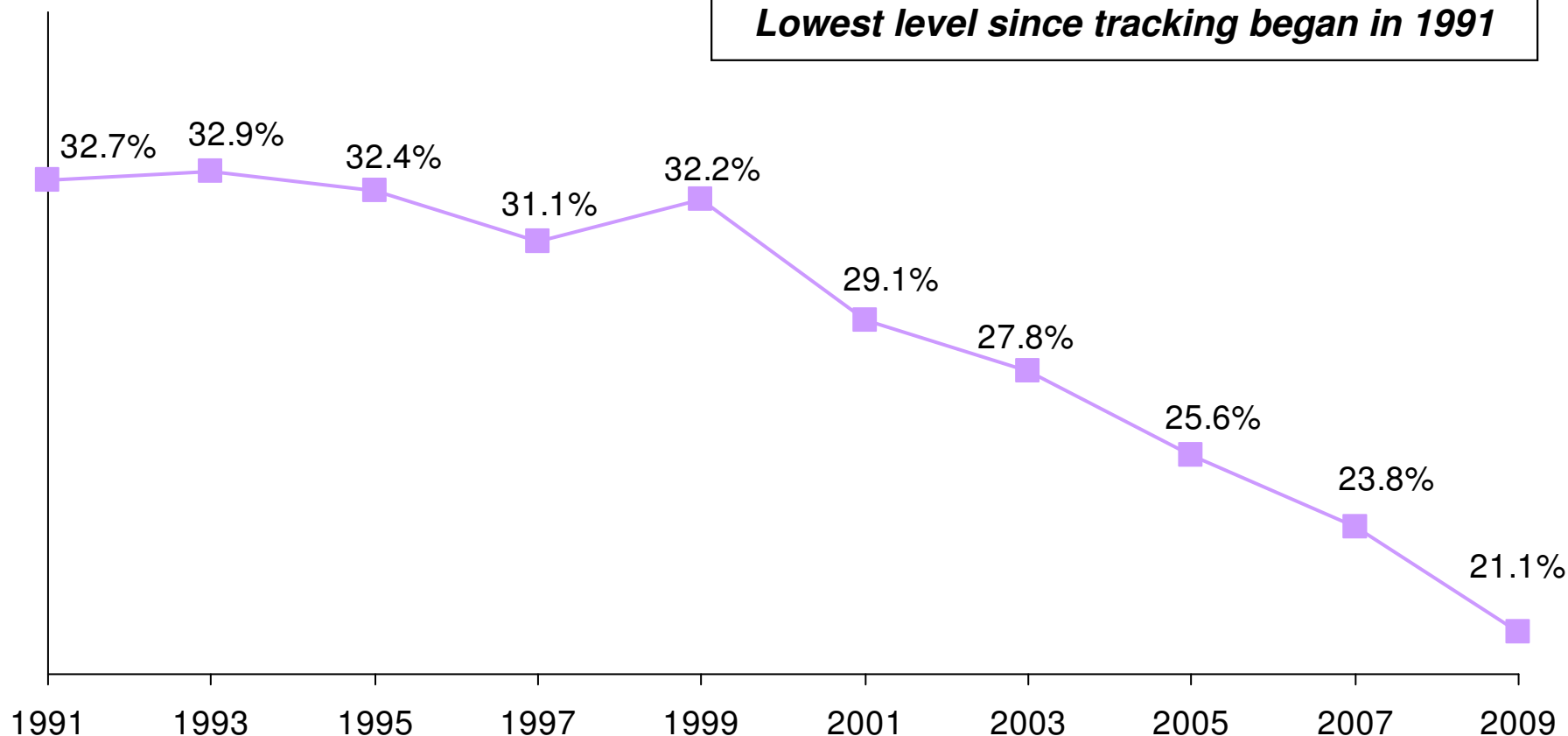
Question: During the past 30 days, on how many days did you have 5 or more drinks of alcohol in a row, that is, within a couple of hours? (0 days, 1 day, 2 days, 3 to 5 days, 6 to 9 days, 10 to 19 days, 20 or more days)

Centers For Disease Control Youth Risk Behavior Survey

High School Students

Students Who Had Their First Drink of Alcohol Other Than a Few Sips Before Age 13

35% Decline Since 1991
Lowest level since tracking began in 1991



Source: Youth Risk Behavior Survey (YRBS), Centers for Disease Control and Prevention. The YRBS is an in-school survey of students in grades 9 through 12. Students completed self-administered questionnaires in their classrooms. In 2009, the national sample consisted of 16,410 responses from 158 schools. In 1991, the national sample consisted of 12,272 responses from 137 schools.

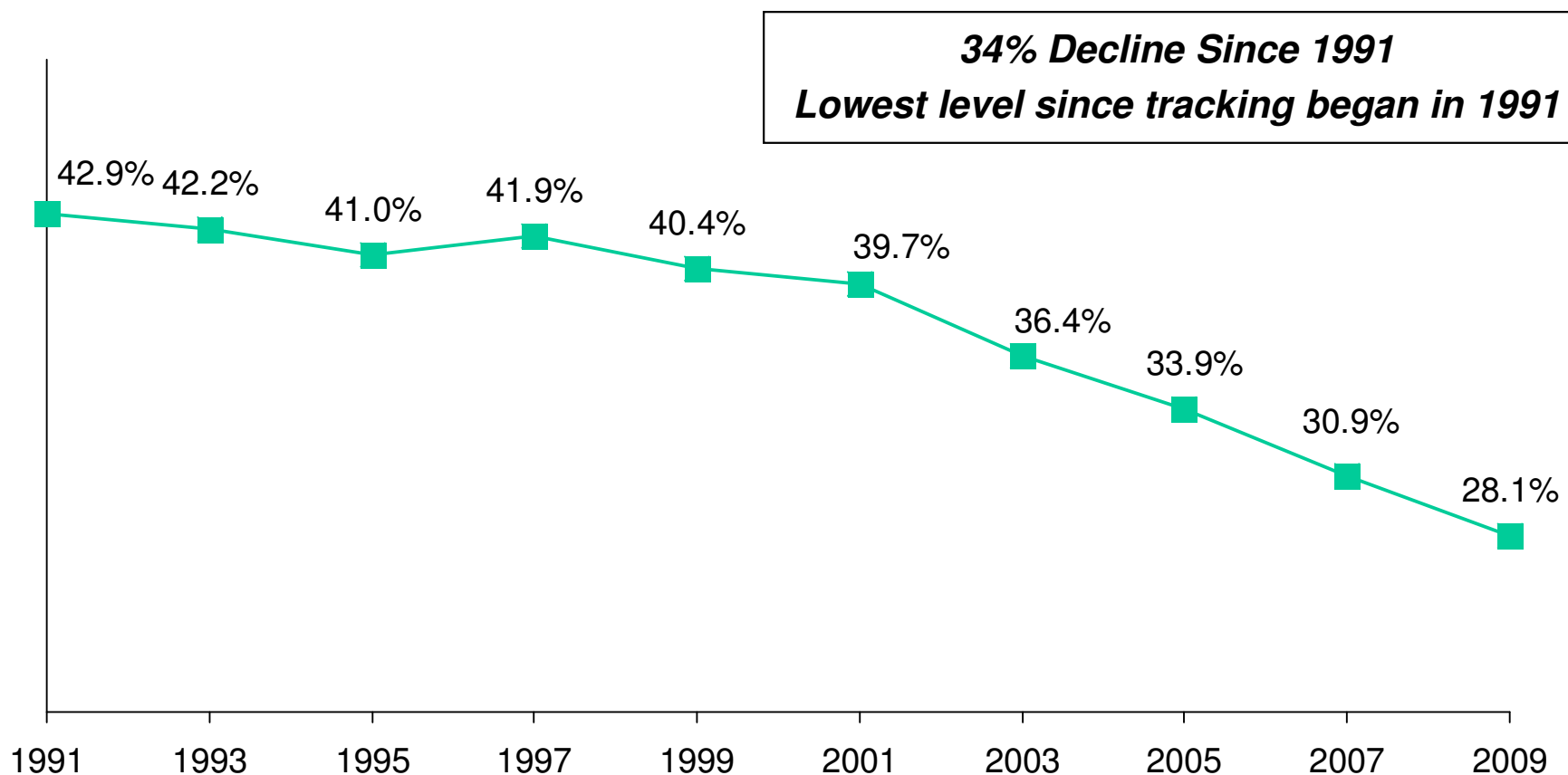
<http://www.cdc.gov/mmwr/pdf/ss/ss5905.pdf> Table 51

Note to surveyed: This includes drinking beer, wine, winecoolers, and liquor such as rum, gin, vodka, or whiskey. For these questions, drinking alcohol does not include drinking a few sips of wine for religious purposes. Question: How old were you when you had your first drink of alcohol other than a few sips? (I have never had a drink of alcohol other than a few sips, 8 years old or younger, 9 or 10 years old, 11 or 12 years old, 13 or 14 years old, 15 or 16 years old, 17 years old or older)

Centers For Disease Control Youth Risk Behavior Survey

9th Grade Students

Students Who Had Their First Drink of Alcohol Other Than a Few Sips Before Age 13



Source: Youth Risk Behavior Survey (YRBS), Centers for Disease Control and Prevention. The YRBS is an in-school survey of students in grades 9 through 12. Students completed self-administered questionnaires in their classrooms. In 2009, the national sample consisted of 16,410 responses from 158 schools. In 1991, the national sample consisted of 12,272 responses from 137 schools.

Sample size by students: 1991 – 9th graders = 3,055, 10th graders = 3,120, 11th graders = 2,867, 12th graders = 3,209

2009 – 9th graders =4,595, 10th graders =4,299, 11th graders =3,856, 12th graders =3,643.

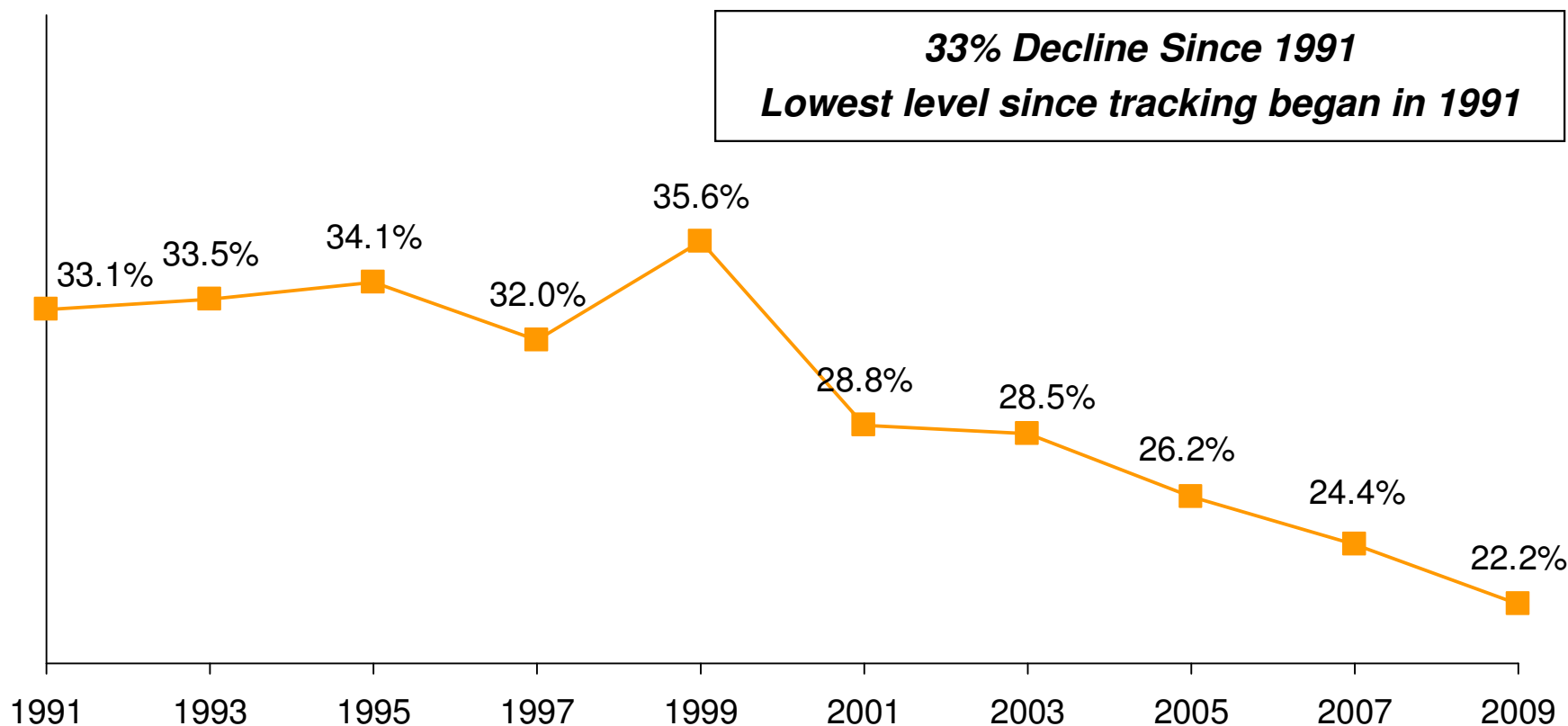
<http://www.cdc.gov/mmwr/pdf/ss/ss5905.pdf> Table 51

Note to surveyee: This includes drinking beer, wine, winecoolers, and liquor such as rum, gin, vodka, or whiskey. For these questions, drinking alcohol does not include drinking a few sips of wine for religious purposes. Question: How old were you when you had your first drink of alcohol other than a few sips? (I have never had a drink of alcohol other than a few sips, 8 years old or younger, 9 or 10 years old, 11 or 12 years old, 13 or 14 years old, 15 or 16 years old, 17 years old or older)

Centers For Disease Control Youth Risk Behavior Survey

10th Grade Students

Students Who Had Their First Drink of Alcohol Other Than a Few Sips Before Age 13



Source: Youth Risk Behavior Survey (YRBS), Centers for Disease Control and Prevention. The YRBS is an in-school survey of students in grades 9 through 12. Students completed self-administered questionnaires in their classrooms. In 2009, the national sample consisted of 16,410 responses from 158 schools. In 1991, the national sample consisted of 12,272 responses from 137 schools.

Sample size by students: 1991 – 9th graders = 3,055, 10th graders = 3,120, 11th graders = 2,867, 12th graders = 3,209

2009 – 9th graders = 4,595, 10th graders = 4,299, 11th graders = 3,856, 12th graders = 3,643.

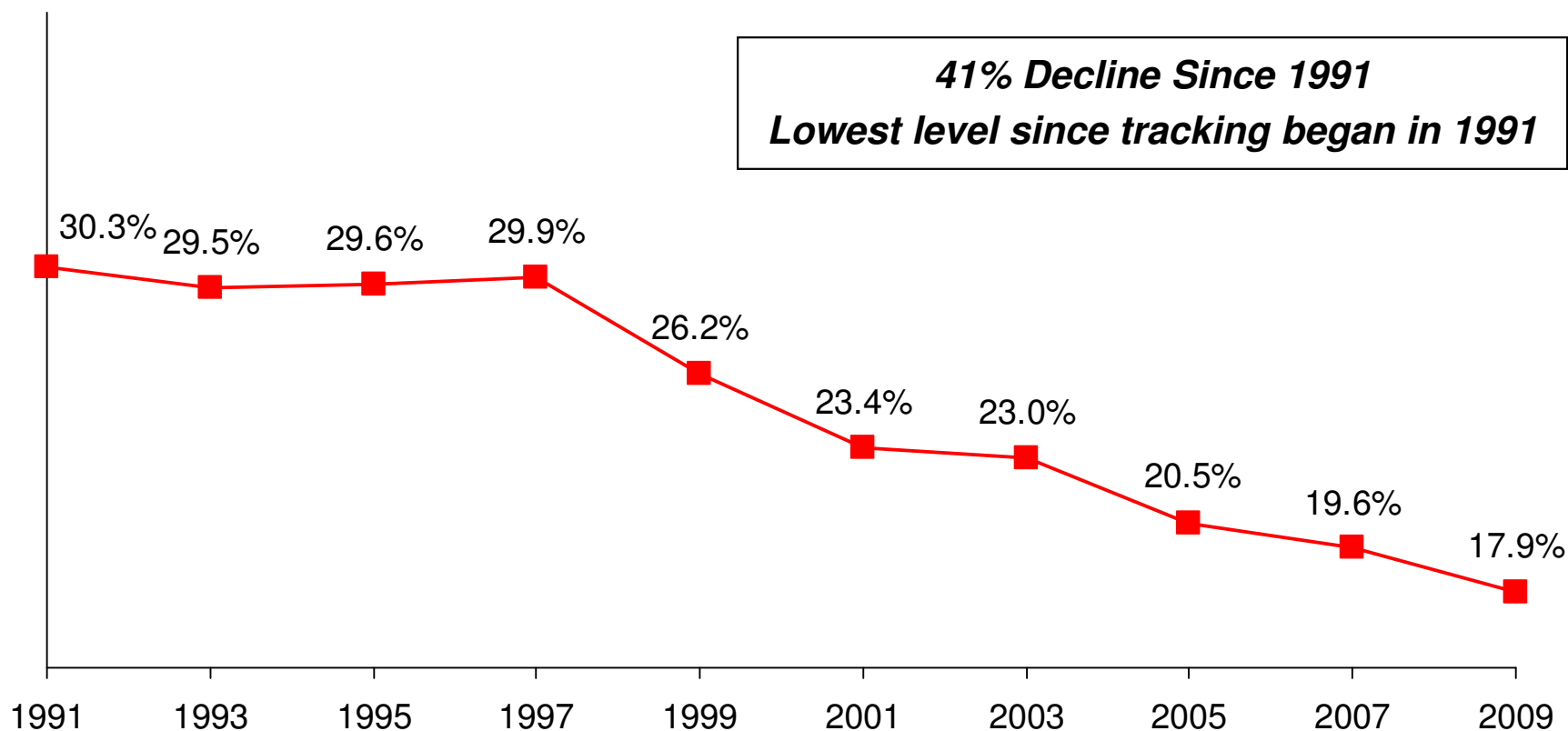
<http://www.cdc.gov/mmwr/pdf/ss/ss5905.pdf> Table 51

Note to surveyed: This includes drinking beer, wine, winecoolers, and liquor such as rum, gin, vodka, or whiskey. For these questions, drinking alcohol does not include drinking a few sips of wine for religious purposes. Question: How old were you when you had your first drink of alcohol other than a few sips? (I have never had a drink of alcohol other than a few sips, 8 years old or younger, 9 or 10 years old, 11 or 12 years old, 13 or 14 years old, 15 or 16 years old, 17 years old or older)

Centers For Disease Control Youth Risk Behavior Survey

11th Grade Students

Students Who Had Their First Drink of Alcohol Other Than a Few Sips Before Age 13



Source: Youth Risk Behavior Survey (YRBS), Centers for Disease Control and Prevention. The YRBS is an in-school survey of students in grades 9 through 12. Students completed self-administered questionnaires in their classrooms. In 2009, the national sample consisted of 16,410 responses from 158 schools. In 1991, the national sample consisted of 12,272 responses from 137 schools.

Sample size by students: 1991 – 9th graders = 3,055, 10th graders = 3,120, 11th graders = 2,867, 12th graders = 3,209

2009 – 9th graders =4,595, 10th graders =4,299, 11th graders =3,856, 12th graders =3,643.

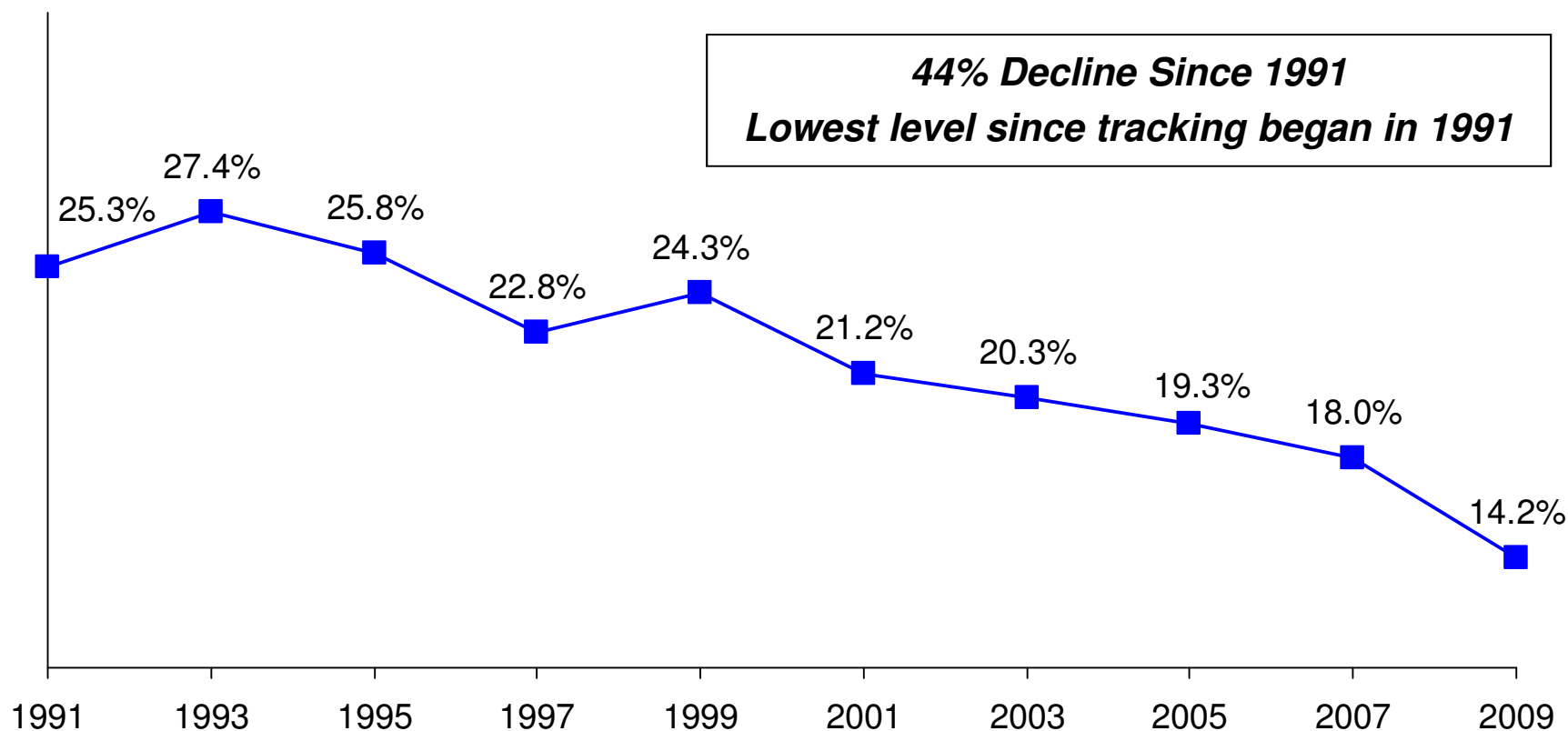
<http://www.cdc.gov/mmwr/pdf/ss/ss5905.pdf> Table 51

Note to surveyee: This includes drinking beer, wine, winecoolers, and liquor such as rum, gin, vodka, or whiskey. For these questions, drinking alcohol does not include drinking a few sips of wine for religious purposes. Question: How old were you when you had your first drink of alcohol other than a few sips? (I have never had a drink of alcohol other than a few sips, 8 years old or younger, 9 or 10 years old, 11 or 12 years old, 13 or 14 years old, 15 or 16 years old, 17 years old or older)

Centers For Disease Control Youth Risk Behavior Survey

12th Grade Students

Students Who Had Their First Drink of Alcohol Other Than a Few Sips Before Age 13



Source: Youth Risk Behavior Survey (YRBS), Centers for Disease Control and Prevention. The YRBS is an in-school survey of students in grades 9 through 12. Students completed self-administered questionnaires in their classrooms. In 2009, the national sample consisted of 16,410 responses from 158 schools. In 1991, the national sample consisted of 12,272 responses from 137 schools.

Sample size by students: 1991 – 9th graders = 3,055, 10th graders = 3,120, 11th graders = 2,867, 12th graders = 3,209

2009 – 9th graders =4,595, 10th graders =4,299, 11th graders =3,856, 12th graders =3,643.

<http://www.cdc.gov/mmwr/pdf/ss/ss5905.pdf> Table 51

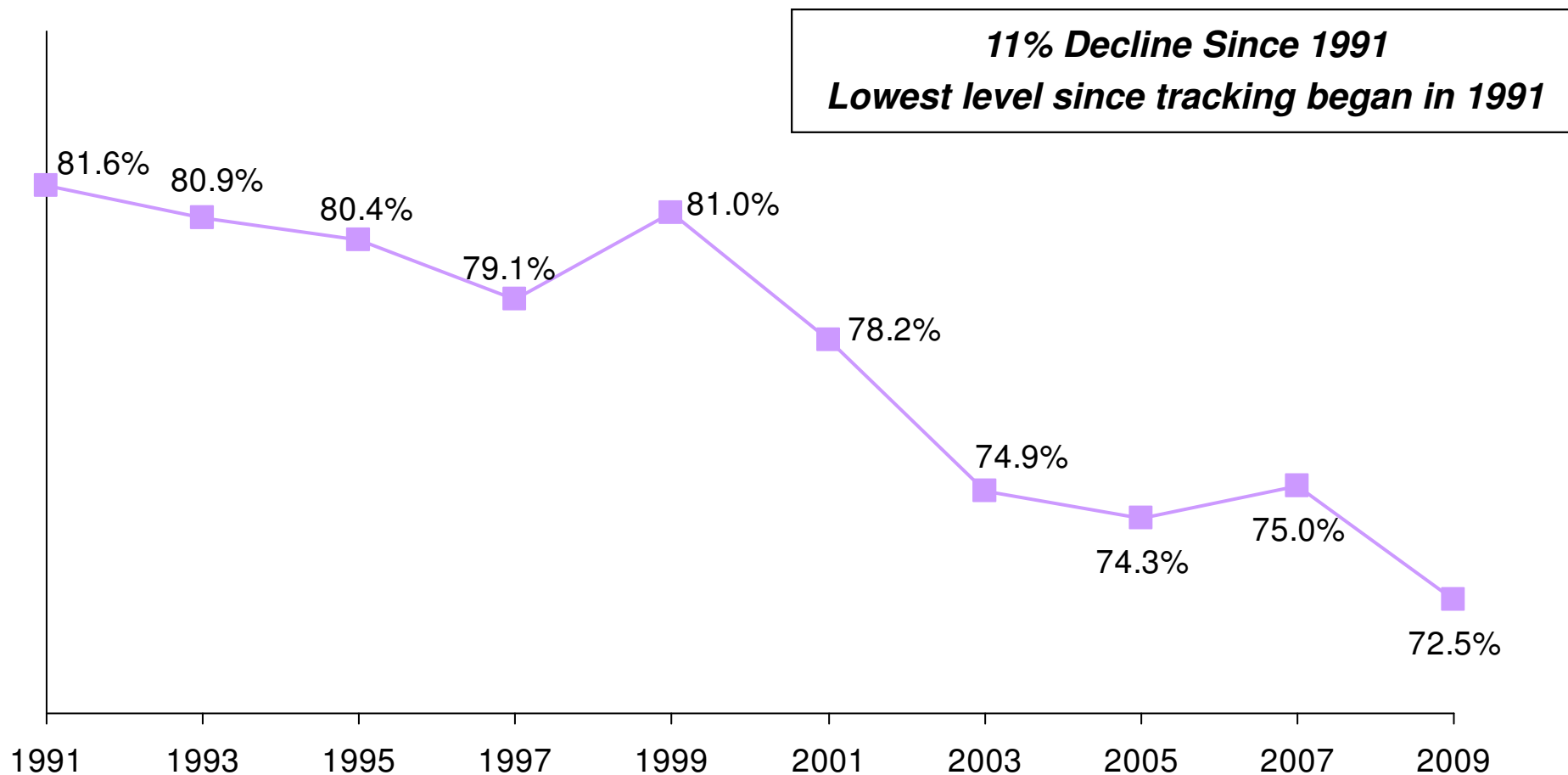
Note to surveyed: This includes drinking beer, wine, winecoolers, and liquor such as rum, gin, vodka, or whiskey. For these questions, drinking alcohol does not include drinking a few sips of wine for religious purposes.

Question: How old were you when you had your first drink of alcohol other than a few sips? (I have never had a drink of alcohol other than a few sips, 8 years old or younger, 9 or 10 years old, 11 or 12 years old, 13 or 14 years old, 15 or 16 years old, 17 years old or older)

Centers For Disease Control Youth Risk Behavior Survey

High School Students

Consumed At Least One Drink of Alcohol on One or More Days During Their Life



Source: Youth Risk Behavior Survey (YRBS), Centers for Disease Control and Prevention. The YRBS is an in-school survey of students in grades 9 through 12. Students completed self-administered questionnaires in their classrooms. In 2009, the national sample consisted of 16,410 responses from 158 schools. In 1991, the national sample consisted of 12,272 responses from 137 schools.

<http://www.cdc.gov/mmwr/pdf/ss/ss5905.pdf> Table 36; http://www.cdc.gov/HealthyYouth/yrbbs/pdf/us_alcohol_trend_yrbs.pdf

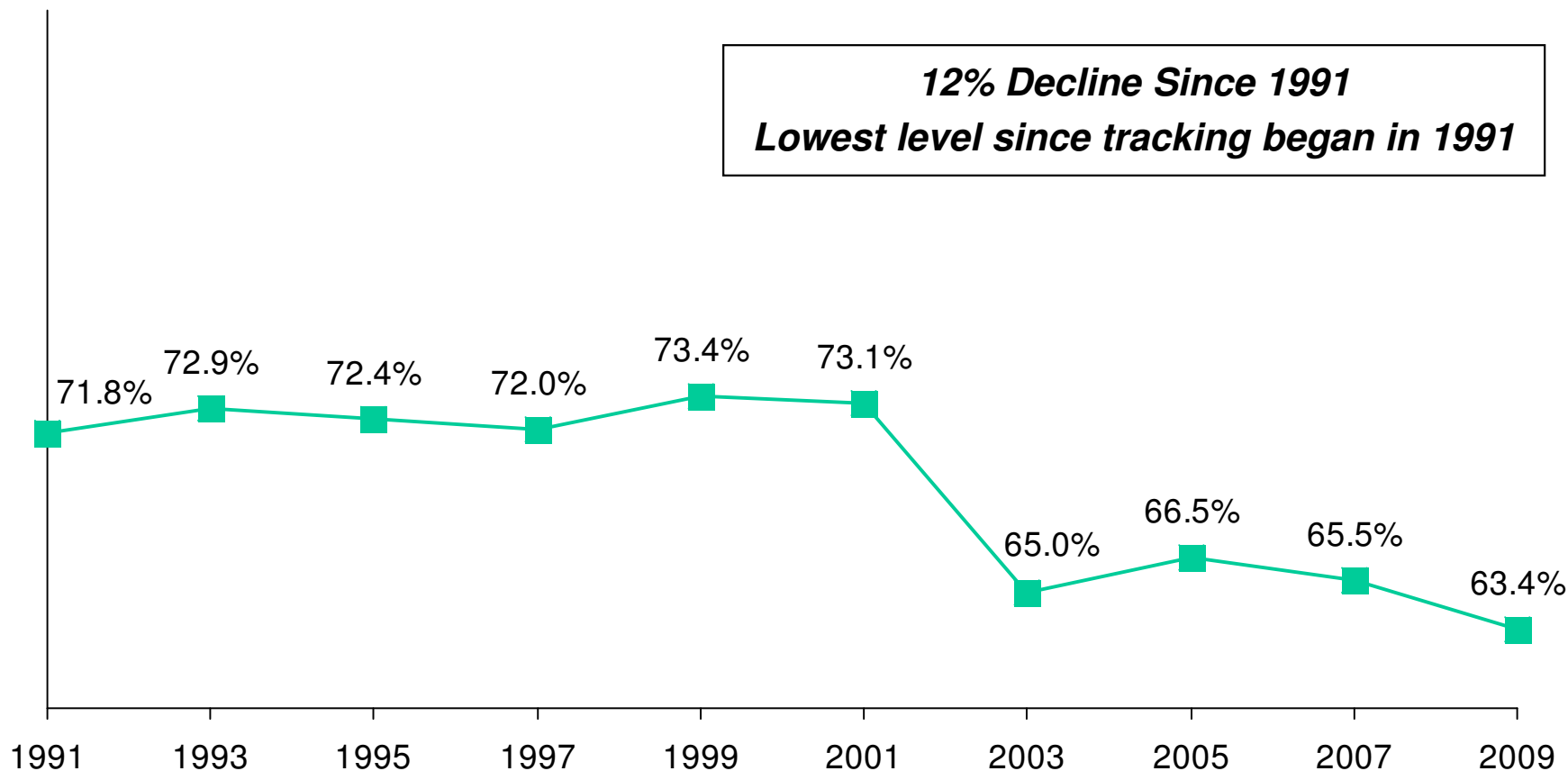
Note to surveyed: This includes drinking beer, wine, winecoolers, and liquor such as rum, gin, vodka, or whiskey. For these questions, drinking alcohol does not include drinking a few sips of wine for religious purposes.

Question: During your life, on how many days have you had at least one drink of alcohol? (0 days, 1 or 2 days, 3 to 9 days, 10 to 19 days, 20 to 39 days, 40 to 99 days, 100 or more days)

Centers For Disease Control Youth Risk Behavior Survey

9th Grade Students

Consumed At Least One Drink of Alcohol on One or More Days During Their Life



Source: Youth Risk Behavior Survey (YRBS), Centers for Disease Control and Prevention. The YRBS is an in-school survey of students in grades 9 through 12. Students completed self-administered questionnaires in their classrooms. In 2009, the national sample consisted of 16,410 responses from 158 schools. In 1991, the national sample consisted of 12,272 responses from 137 schools.

Sample size by students: 1991 – 9th graders = 3,055, 10th graders = 3,120, 11th graders = 2,867, 12th graders = 3,209

2009 – 9th graders = 4,595, 10th graders = 4,299, 11th graders = 3,856, 12th graders = 3,643.

<http://www.cdc.gov/mmwr/pdf/ss/ss905.pdf> Table 36

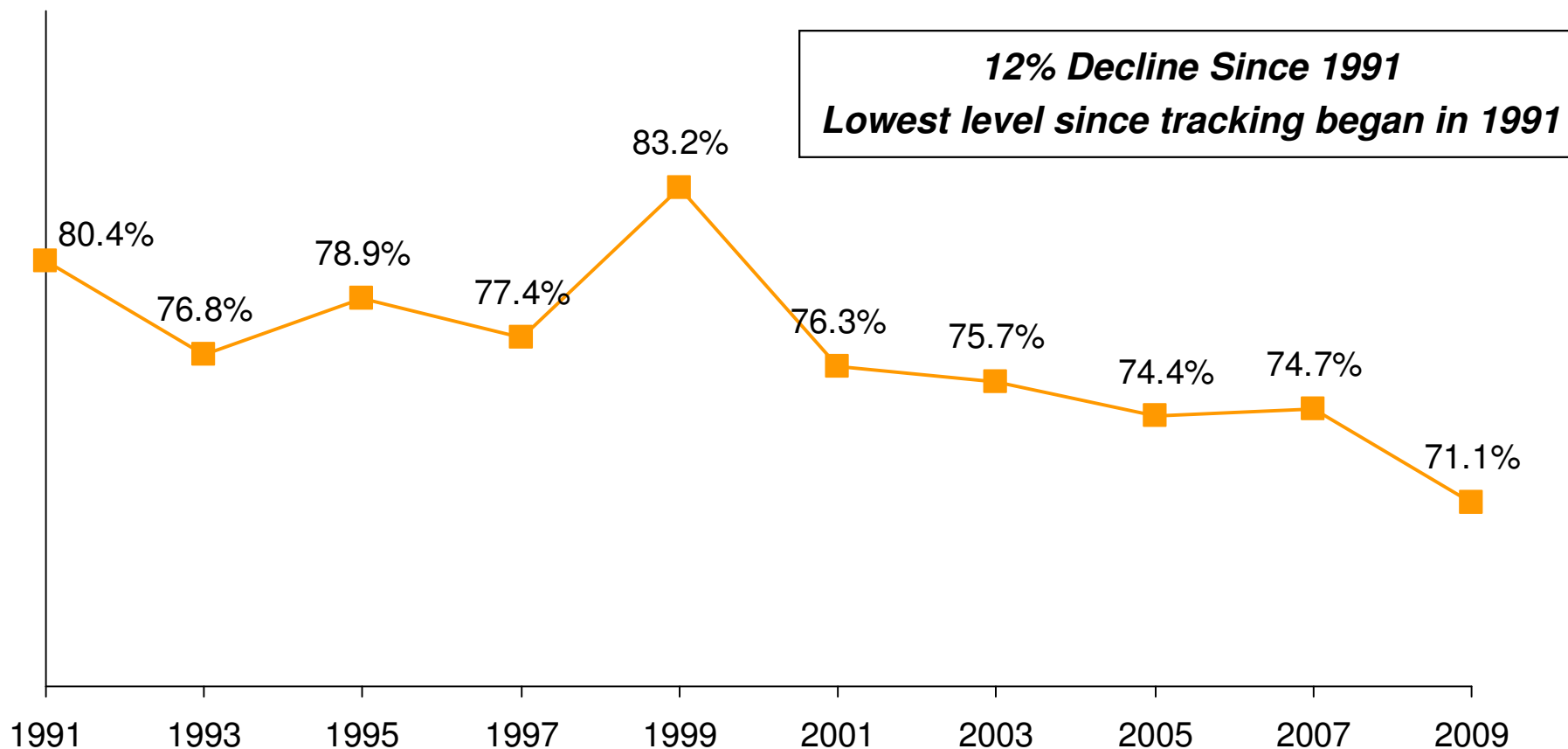
Note to surveyed: This includes drinking beer, wine, winecoolers, and liquor such as rum, gin, vodka, or whiskey. For these questions, drinking alcohol does not include drinking a few sips of wine for religious purposes.

Question: During your life, on how many days have you had at least one drink of alcohol? (0 days, 1 or 2 days, 3 to 9 days, 10 to 19 days, 20 to 39 days, 40 to 99 days, 100 or more days)

Centers For Disease Control Youth Risk Behavior Survey

10th Grade Students

Consumed At Least One Drink of Alcohol on One or More Days During Their Life



Source: Youth Risk Behavior Survey (YRBS), Centers for Disease Control and Prevention. The YRBS is an in-school survey of students in grades 9 through 12. Students completed self-administered questionnaires in their classrooms. In 2009, the national sample consisted of 16,410 responses from 158 schools. In 1991, the national sample consisted of 12,272 responses from 137 schools.

Sample size by students: 1991 – 9th graders = 3,055, 10th graders = 3,120, 11th graders = 2,867, 12th graders = 3,209

2009 – 9th graders =4,595, 10th graders =4,299, 11th graders =3,856, 12th graders =3,643.

<http://www.cdc.gov/mmwr/pdf/ss/ss5905.pdf> Table 36

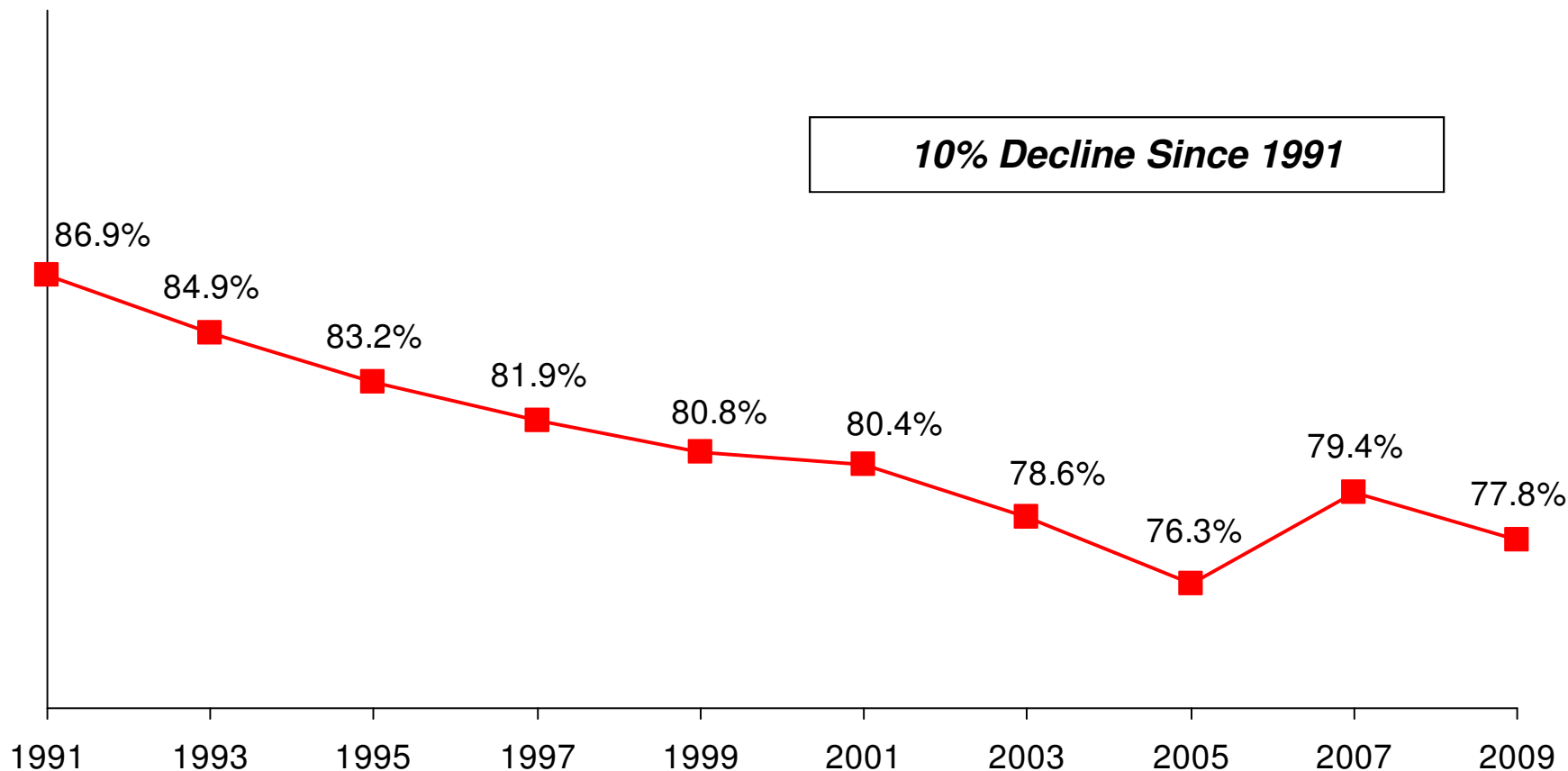
Note to surveyed: This includes drinking beer, wine, winecoolers, and liquor such as rum, gin, vodka, or whiskey. For these questions, drinking alcohol does not include drinking a few sips of wine for religious purposes.

Question: During your life, on how many days have you had at least one drink of alcohol? (0 days, 1 or 2 days, 3 to 9 days, 10 to 19 days, 20 to 39 days, 40 to 99 days, 100 or more days)

Centers For Disease Control Youth Risk Behavior Survey

11th Grade Students

Consumed At Least One Drink of Alcohol on One or More Days During Their Life



Source: Youth Risk Behavior Survey (YRBS), Centers for Disease Control and Prevention. The YRBS is an in-school survey of students in grades 9 through 12. Students completed self-administered questionnaires in their classrooms. In 2009, the national sample consisted of 16,410 responses from 158 schools. In 1991, the national sample consisted of 12,272 responses from 137 schools.

Sample size by students: 1991 – 9th graders = 3,055, 10th graders = 3,120, 11th graders = 2,867, 12th graders = 3,209

2009 – 9th graders = 4,595, 10th graders = 4,299, 11th graders = 3,856, 12th graders = 3,643.

<http://www.cdc.gov/mmwr/pdf/ss/ss5905.pdf> Table 36

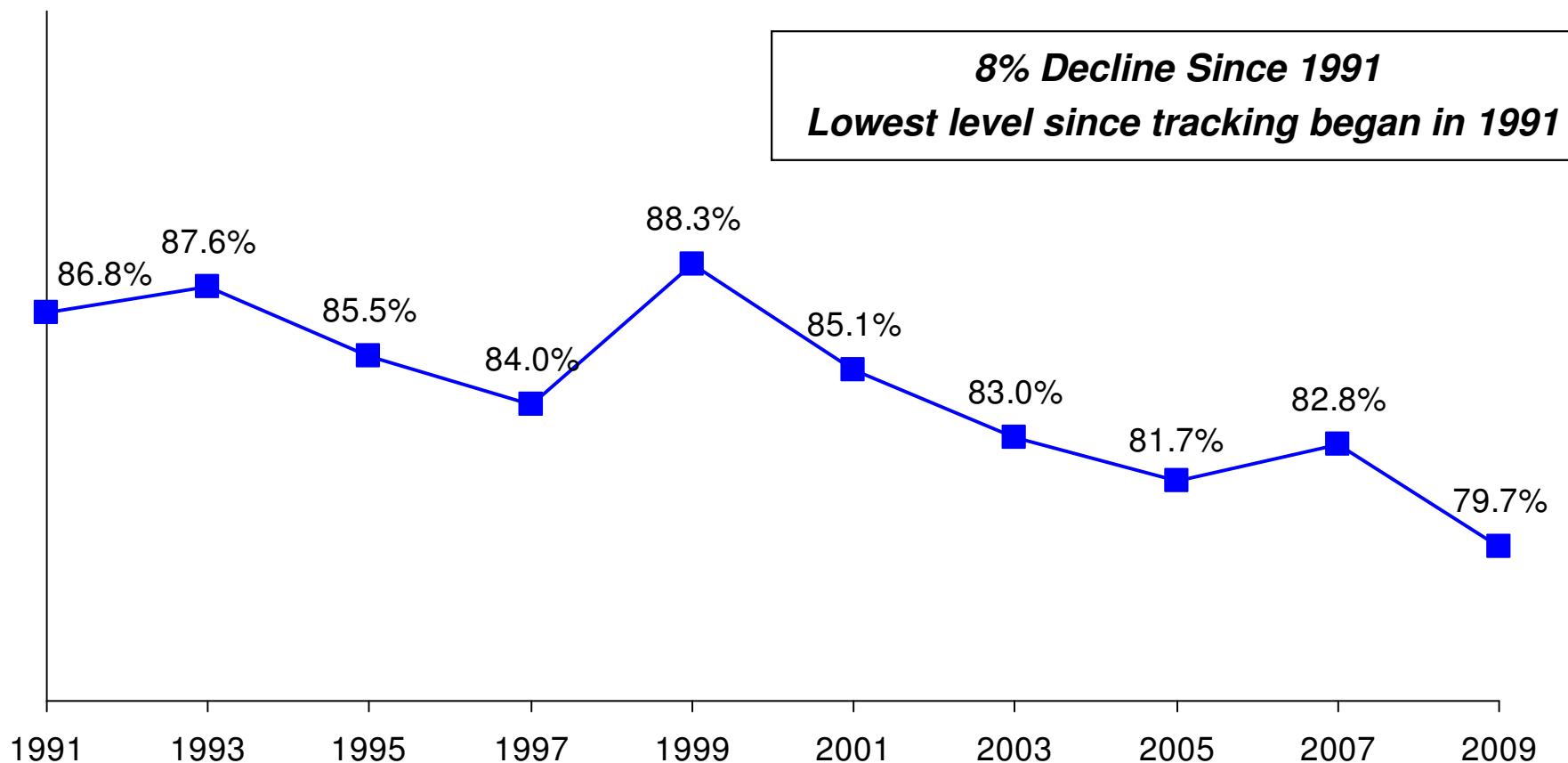
Note to surveyed: This includes drinking beer, wine, winecoolers, and liquor such as rum, gin, vodka, or whiskey. For these questions, drinking alcohol does not include drinking a few sips of wine for religious purposes.

Question: During your life, on how many days have you had at least one drink of alcohol? (0 days, 1 or 2 days, 3 to 9 days, 10 to 19 days, 20 to 39 days, 40 to 99 days, 100 or more days)

Centers For Disease Control Youth Risk Behavior Survey

12th Grade Students

Consumed At Least One Drink of Alcohol on One or More Days During Their Life



Source: Youth Risk Behavior Survey (YRBS), Centers for Disease Control and Prevention. The YRBS is an in-school survey of students in grades 9 through 12. Students completed self-administered questionnaires in their classrooms. In 2009, the national sample consisted of 16,410 responses from 158 schools. In 1991, the national sample consisted of 12,272 responses from 137 schools.

Sample size by students: 1991 – 9th graders = 3,055, 10th graders = 3,120, 11th graders = 2,867, 12th graders = 3,209

2009 – 9th graders = 4,595, 10th graders = 4,299, 11th graders = 3,856, 12th graders = 3,643.

<http://www.cdc.gov/mmwr/pdf/ss/ss905.pdf> Table 36

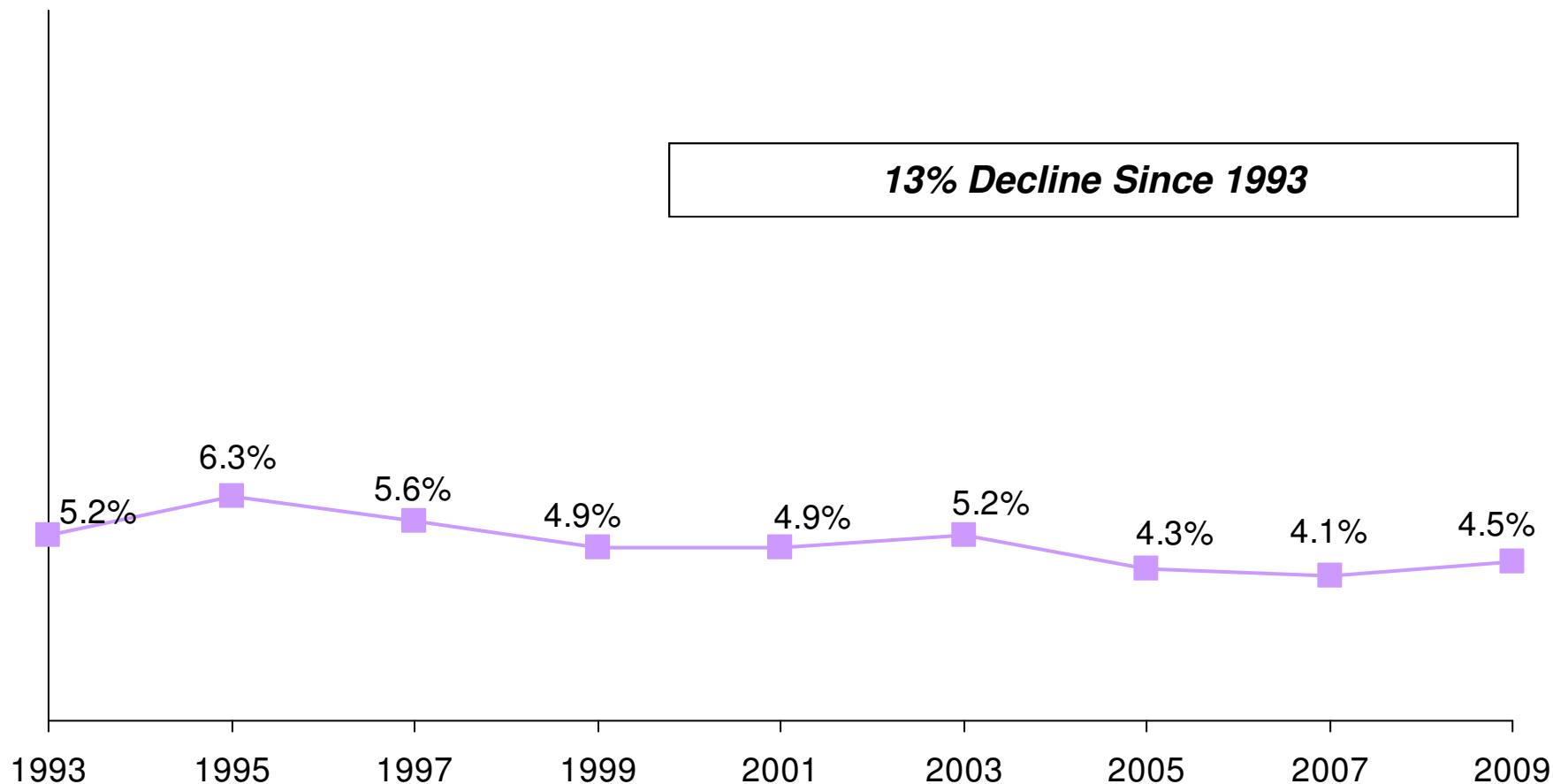
Note to surveyed: This includes drinking beer, wine, winecoolers, and liquor such as rum, gin, vodka, or whiskey. For these questions, drinking alcohol does not include drinking a few sips of wine for religious purposes.

Question: During your life, on how many days have you had at least one drink of alcohol? (0 days, 1 or 2 days, 3 to 9 days, 10 to 19 days, 20 to 39 days, 40 to 99 days, 100 or more days)

Centers For Disease Control Youth Risk Behavior Survey

High School Students

Consumed At Least One Drink of Alcohol on School Property in the Past 30 days



Source: Youth Risk Behavior Survey (YRBS), Centers for Disease Control and Prevention. The YRBS is an in-school survey of students in grades 9 through 12. Students completed self-administered questionnaires in their classrooms. In 2009, the national sample consisted of 16,410 responses from 158 schools. In 1991, the national sample consisted of 12,272 responses from 137 schools.

<http://www.cdc.gov/mmwr/pdf/ss/ss5905.pdf> Table 57; http://www.cdc.gov/HealthyYouth/yrbs/pdf/us_alcohol_trend_yrbs.pdf

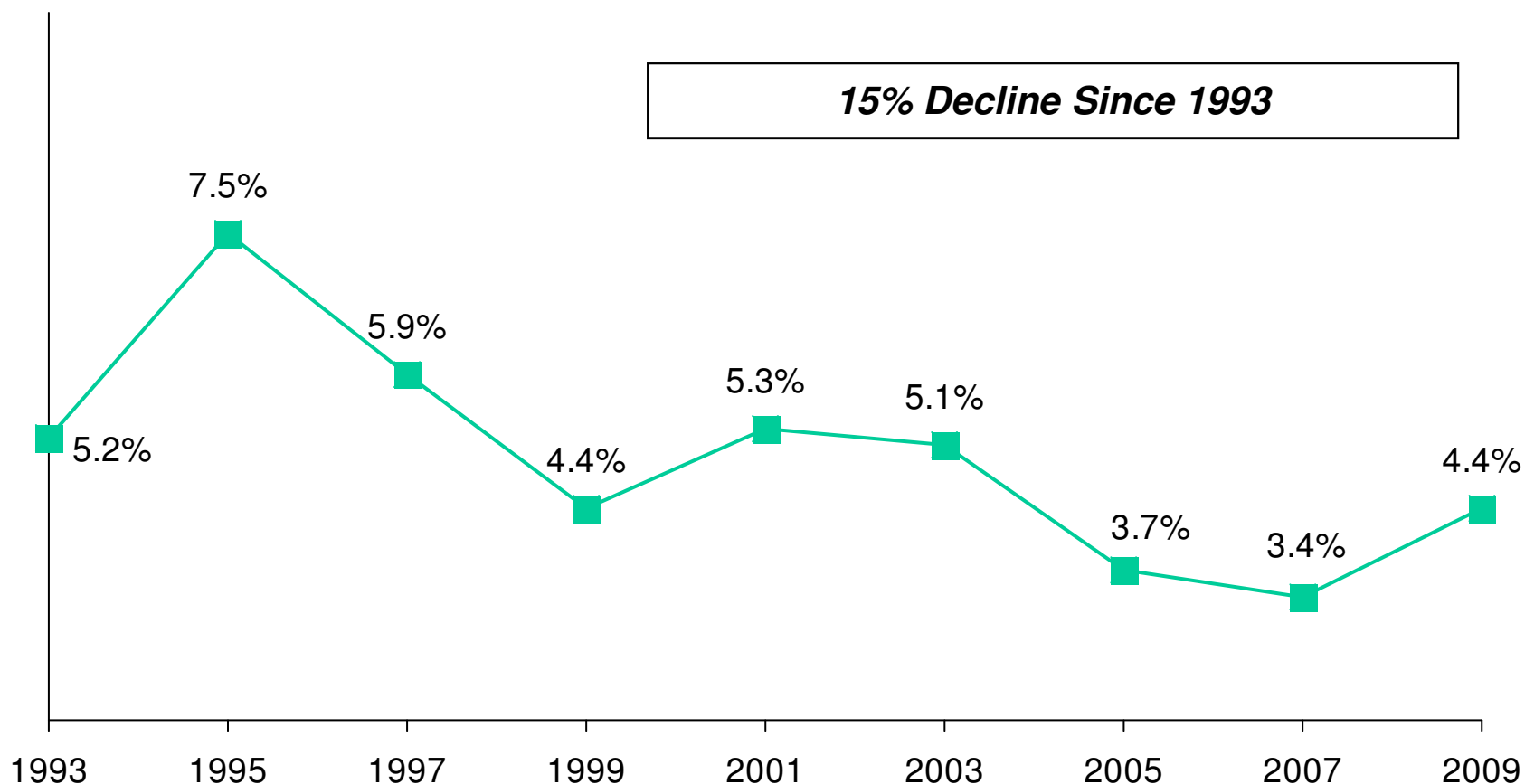
Note to surveyed: This includes drinking beer, wine, winecoolers, and liquor such as rum, gin, vodka, or whiskey. For these questions, drinking alcohol does not include drinking a few sips of wine for religious purposes.

Question: During the past 30 days, on how many days did you have at least one drink of alcohol on school property? (0 days, 1 or 2 days, 3 to 5 days, 6 to 9 days, 10 to 19 days, 20 to 29 days, All 30 days)

Centers For Disease Control Youth Risk Behavior Survey

9th Grade Students

Consumed At Least One Drink of Alcohol on School Property in the Past 30 days



Source: Youth Risk Behavior Survey (YRBS), Centers for Disease Control and Prevention. The YRBS is an in-school survey of students in grades 9 through 12. Students completed self-administered questionnaires in their classrooms. In 2009, the national sample consisted of 16,410 responses from 158 schools. In 1991, the national sample consisted of 12,272 responses from 137 schools.

Sample size by students: 1991 – 9th graders = 3,055, 10th graders = 3,120, 11th graders = 2,867, 12th graders = 3,209

2009 – 9th graders = 4,595, 10th graders = 4,299, 11th graders = 3,856, 12th graders = 3,643.

<http://www.cdc.gov/mmwr/pdf/ss/ss5905.pdf> Table 57

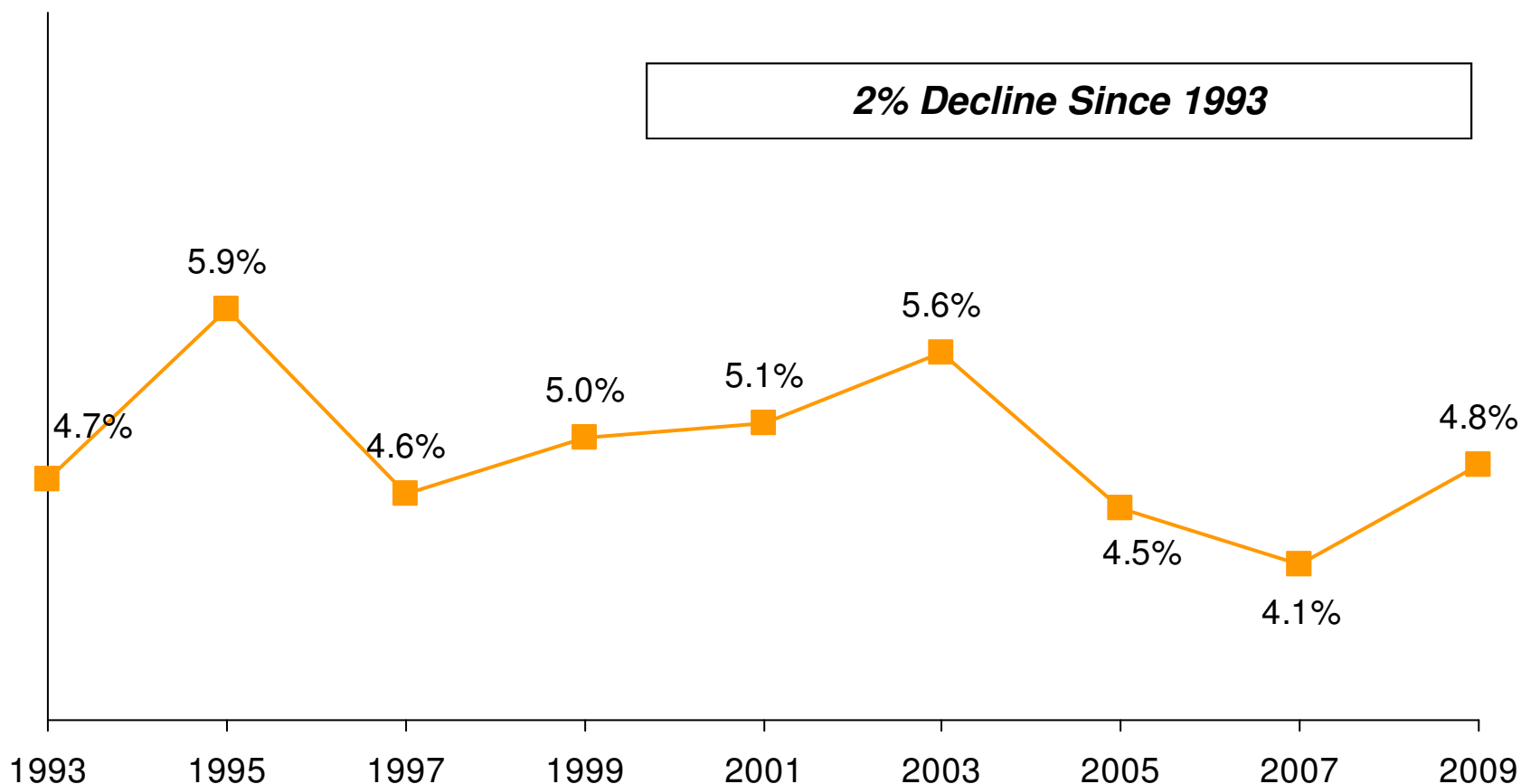
Note to surveyed: This includes drinking beer, wine, winecoolers, and liquor such as rum, gin, vodka, or whiskey. For these questions, drinking alcohol does not include drinking a few sips of wine for religious purposes.

Question: During the past 30 days, on how many days did you have at least one drink of alcohol on school property? (0 days, 1 or 2 days, 3 to 5 days, 6 to 9 days, 10 to 19 days, 20 to 29 days, All 30 days)

Centers For Disease Control Youth Risk Behavior Survey

10th Grade Students

Consumed At Least One Drink of Alcohol on School Property in the Past 30 days



Source: Youth Risk Behavior Survey (YRBS), Centers for Disease Control and Prevention. The YRBS is an in-school survey of students in grades 9 through 12. Students completed self-administered questionnaires in their classrooms. In 2009, the national sample consisted of 16,410 responses from 158 schools. In 1991, the national sample consisted of 12,272 responses from 137 schools.

Sample size by students: 1991 – 9th graders = 3,055, 10th graders = 3,120, 11th graders = 2,867, 12th graders = 3,209

2009 – 9th graders = 4,595, 10th graders = 4,299, 11th graders = 3,856, 12th graders = 3,643.

<http://www.cdc.gov/mmwr/pdf/ss/ss905.pdf> Table 57

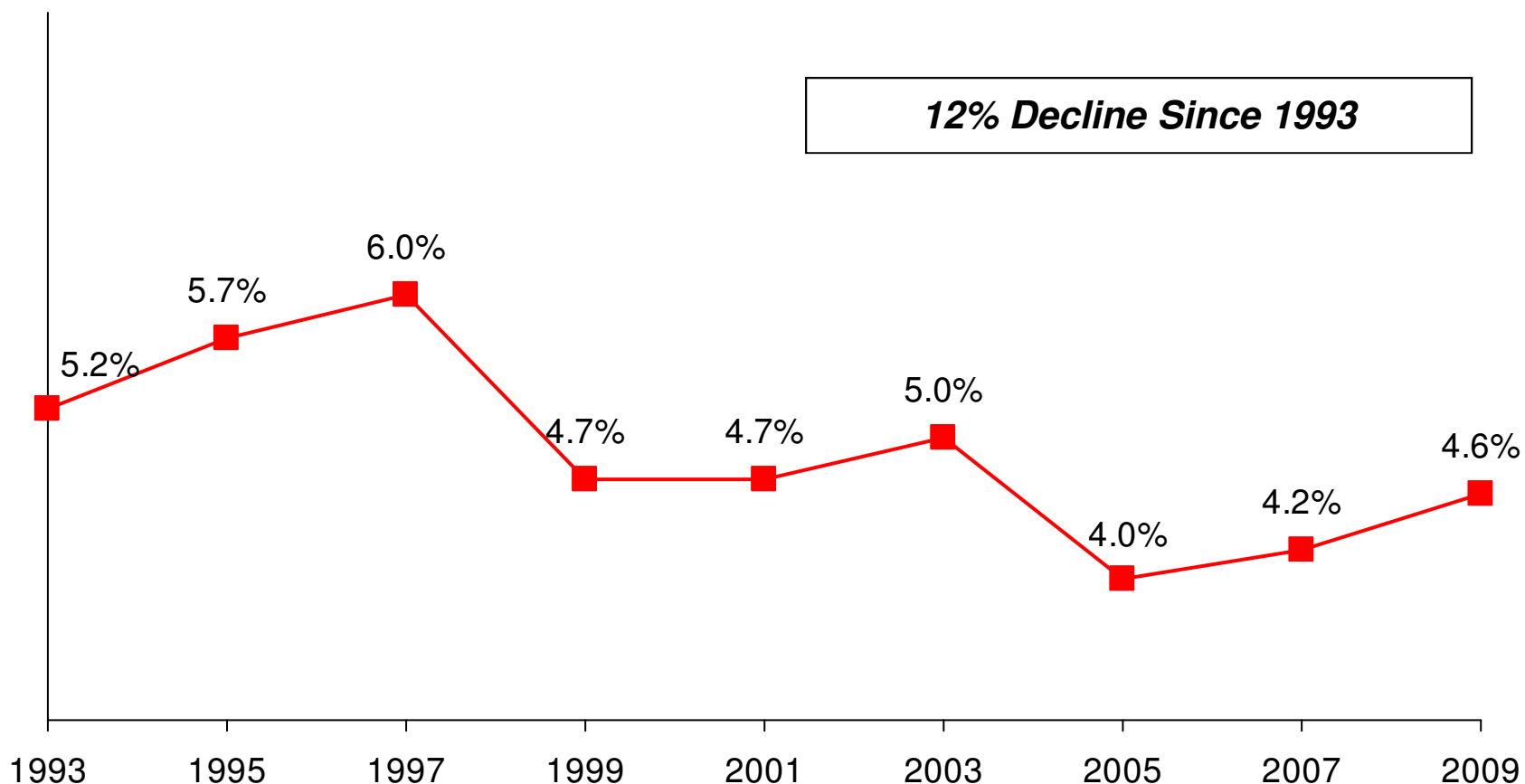
Note to surveyed: This includes drinking beer, wine, winecoolers, and liquor such as rum, gin, vodka, or whiskey. For these questions, drinking alcohol does not include drinking a few sips of wine for religious purposes.

Question: During the past 30 days, on how many days did you have at least one drink of alcohol on school property? (0 days, 1 or 2 days, 3 to 5 days, 6 to 9 days, 10 to 19 days, 20 to 29 days, All 30 days)

Centers For Disease Control Youth Risk Behavior Survey

11th Grade Students

Consumed At Least One Drink of Alcohol on School Property in the Past 30 days



Source: Youth Risk Behavior Survey (YRBS), Centers for Disease Control and Prevention. The YRBS is an in-school survey of students in grades 9 through 12. Students completed self-administered questionnaires in their classrooms. In 2009, the national sample consisted of 16,410 responses from 158 schools. In 1991, the national sample consisted of 12,272 responses from 137 schools.

Sample size by students: 1991 – 9th graders = 3,055, 10th graders = 3,120, 11th graders = 2,867, 12th graders = 3,209

2009 – 9th graders =4,595, 10th graders =4,299, 11th graders =3,856, 12th graders =3,643.

<http://www.cdc.gov/mmwr/pdf/ss/ss5905.pdf> Table 57

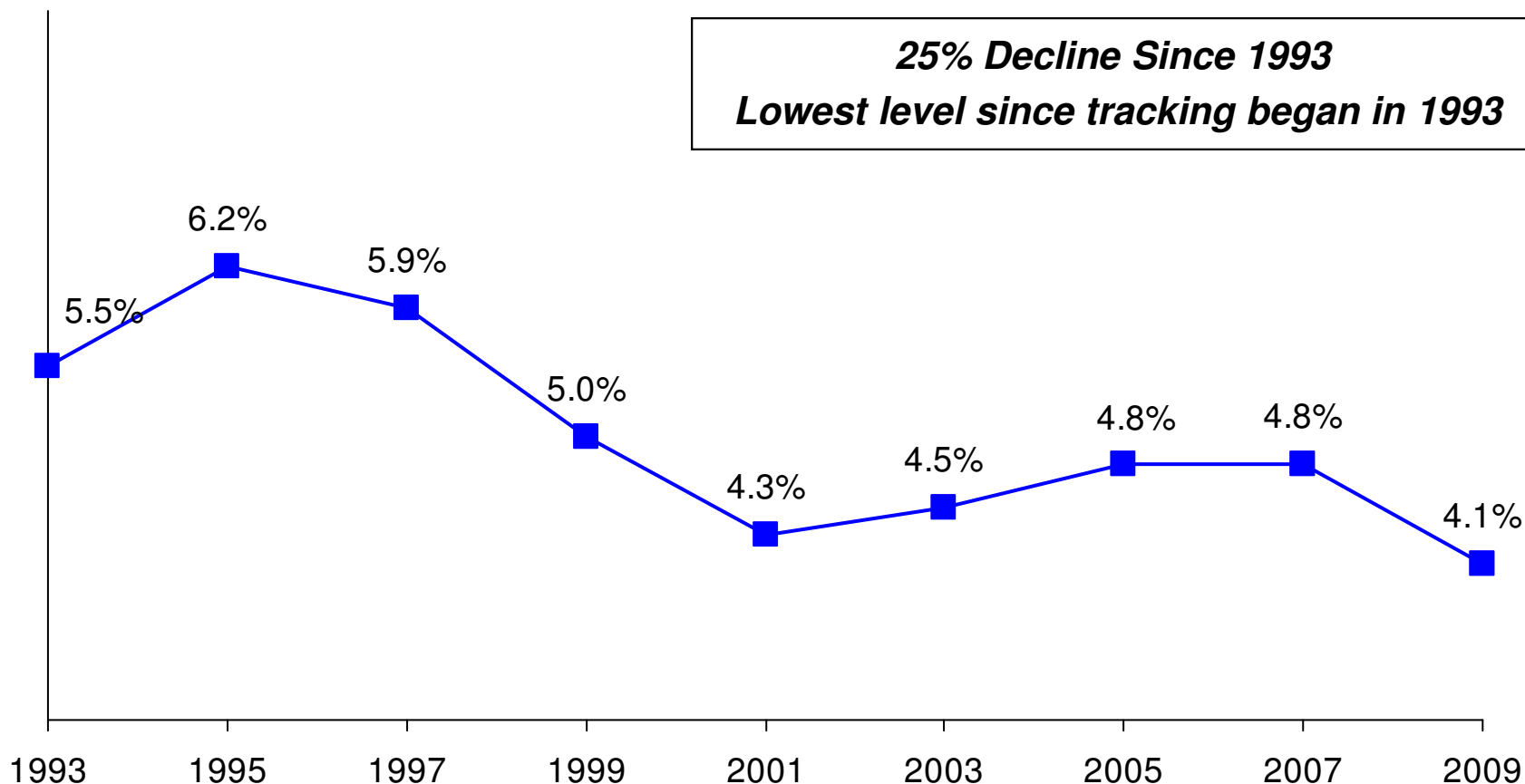
Note to surveyed: This includes drinking beer, wine, winecoolers, and liquor such as rum, gin, vodka, or whiskey. For these questions, drinking alcohol does not include drinking a few sips of wine for religious purposes.

Question: During the past 30 days, on how many days did you have at least one drink of alcohol on school property? (0 days, 1 or 2 days, 3 to 5 days, 6 to 9 days, 10 to 19 days, 20 to 29 days, All 30 days)

Centers For Disease Control Youth Risk Behavior Survey

12th Grade Students

Consumed At Least One Drink of Alcohol on School Property in the Past 30 days



Source: Youth Risk Behavior Survey (YRBS), Centers for Disease Control and Prevention. The YRBS is an in-school survey of students in grades 9 through 12. Students completed self-administered questionnaires in their classrooms. In 2009, the national sample consisted of 16,410 responses from 158 schools. In 1991, the national sample consisted of 12,272 responses from 137 schools.

Sample size by students: 1991 – 9th graders = 3,055, 10th graders = 3,120, 11th graders = 2,867, 12th graders = 3,209

2009 – 9th graders =4,595, 10th graders =4,299, 11th graders =3,856, 12th graders =3,643.

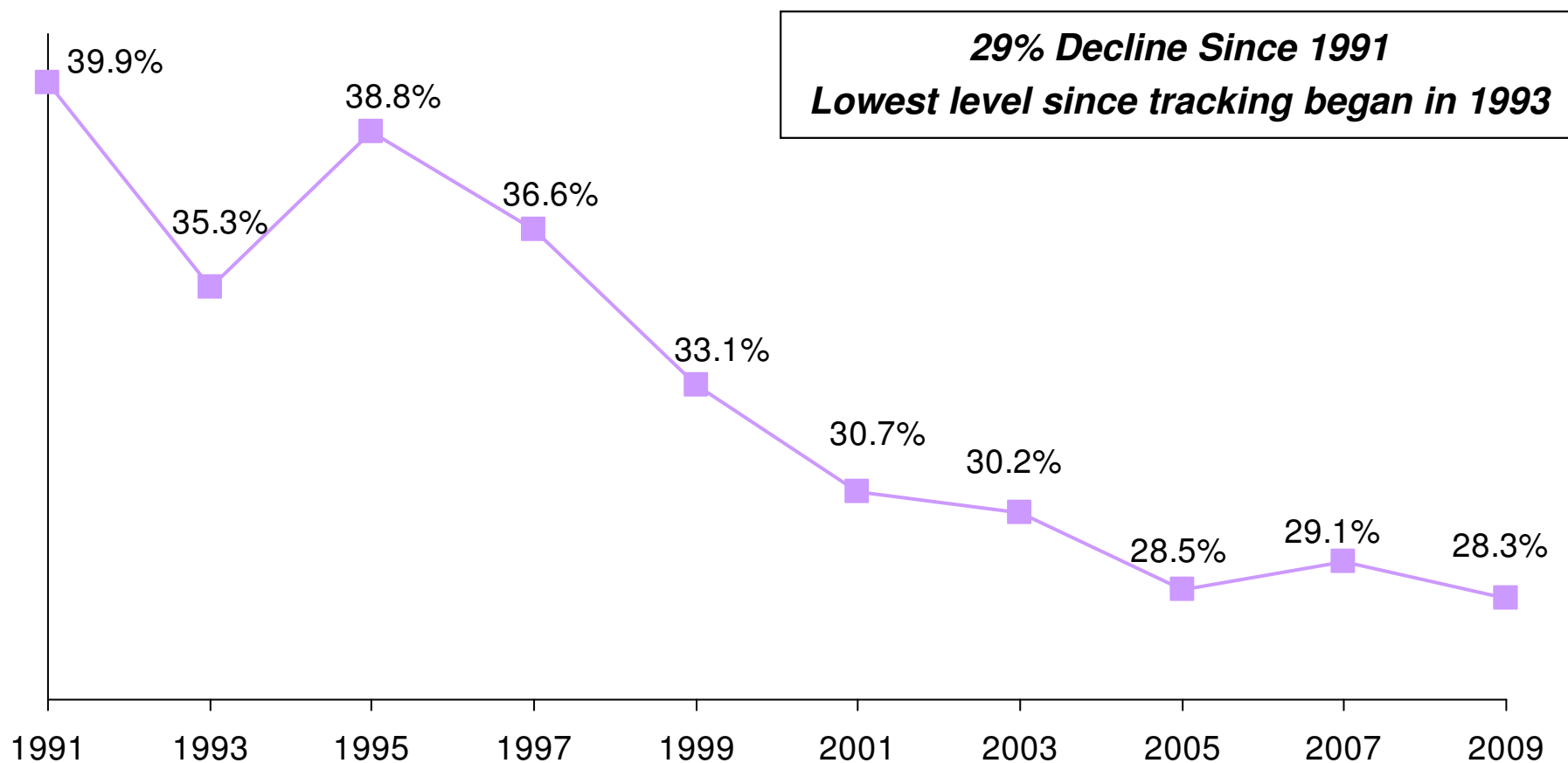
<http://www.cdc.gov/mmwr/pdf/ss/ss905.pdf> Table 57

Note to surveyed: This includes drinking beer, wine, winecoolers, and liquor such as rum, gin, vodka, or whiskey. For these questions, drinking alcohol does not include drinking a few sips of wine for religious purposes.
Question: During the past 30 days, on how many days did you have at least one drink of alcohol on school property? (0 days, 1 or 2 days, 3 to 5 days, 6 to 9 days, 10 to 19 days, 20 to 29 days, All 30 days)

Centers For Disease Control Youth Risk Behavior Survey

High School Students

Rode In A Car Driven By Someone Who Had Been Drinking (Past 30 Days)



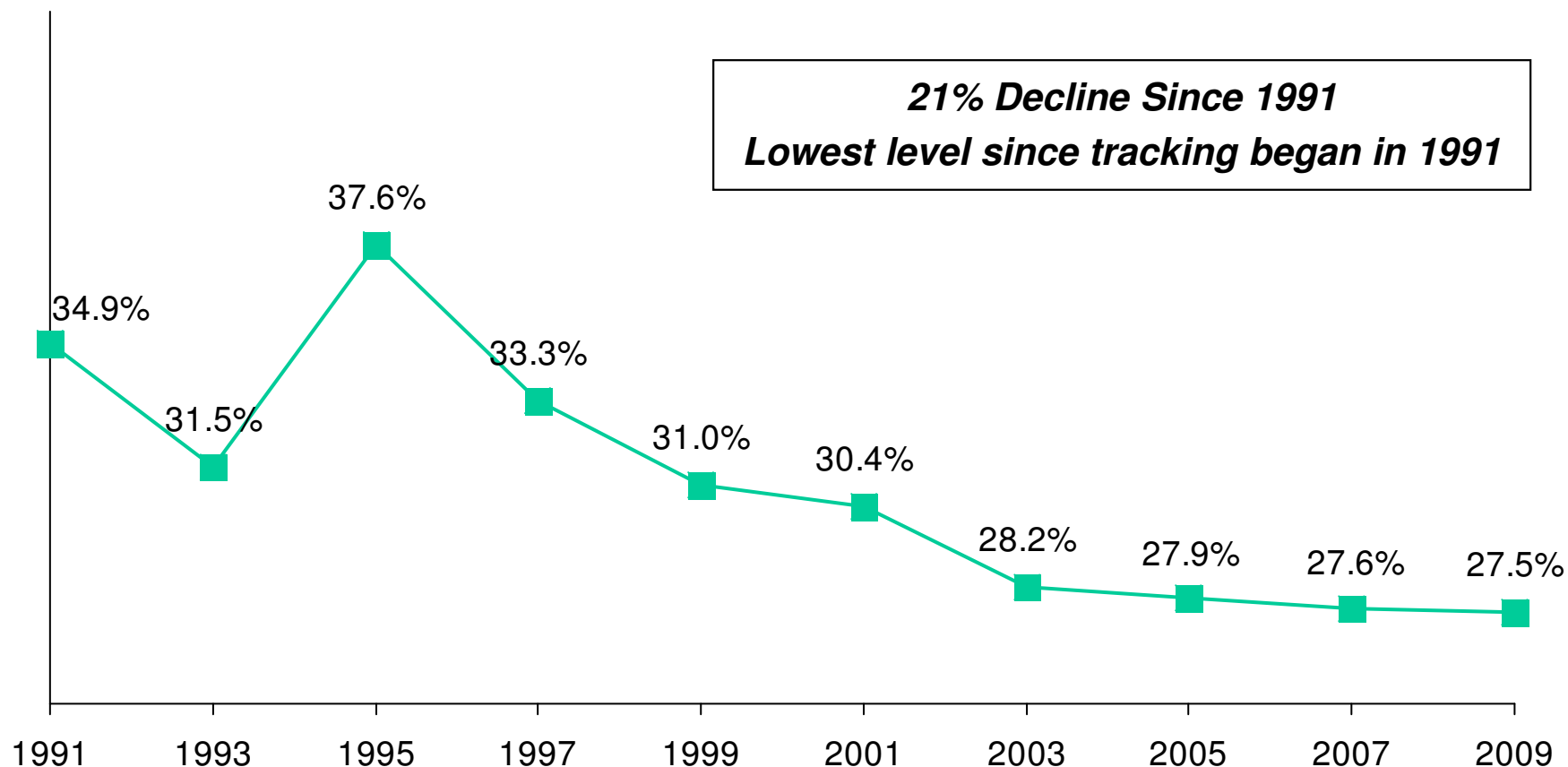
Source: Youth Risk Behavior Survey (YRBS), Centers for Disease Control and Prevention. The YRBS is an in-school survey of students in grades 9 through 12. Students completed self-administered questionnaires in their classrooms. In 2009, the national sample consisted of 16,410 responses from 158 schools. In 1991, the national sample consisted of 12,272 responses from 137 schools.
<http://www.cdc.gov/mmwr/pdf/ss/ss5905.pdf> Table 6

Question: During the past 30 days, how many times did you ride in a car or other vehicle driven by someone who had been drinking alcohol? (0 times, 1 time, 2 or 3 times, 4 or 5 times, 6 or more times)

Centers For Disease Control Youth Risk Behavior Survey

9th Grade Students

Rode In A Car Driven By Someone Who Had Been Drinking (Past 30 Days)



Source: Youth Risk Behavior Survey (YRBS), Centers for Disease Control and Prevention. The YRBS is an in-school survey of students in grades 9 through 12. Students completed self-administered questionnaires in their classrooms. In 2009, the national sample consisted of 16,410 responses from 158 schools. In 1991, the national sample consisted of 12,272 responses from 137 schools.

Sample size by students: 1991 – 9th graders = 3,055, 10th graders = 3,120, 11th graders = 2,867, 12th graders = 3,209

2009 – 9th graders =4,595, 10th graders =4,299, 11th graders =3,856, 12th graders =3,643.

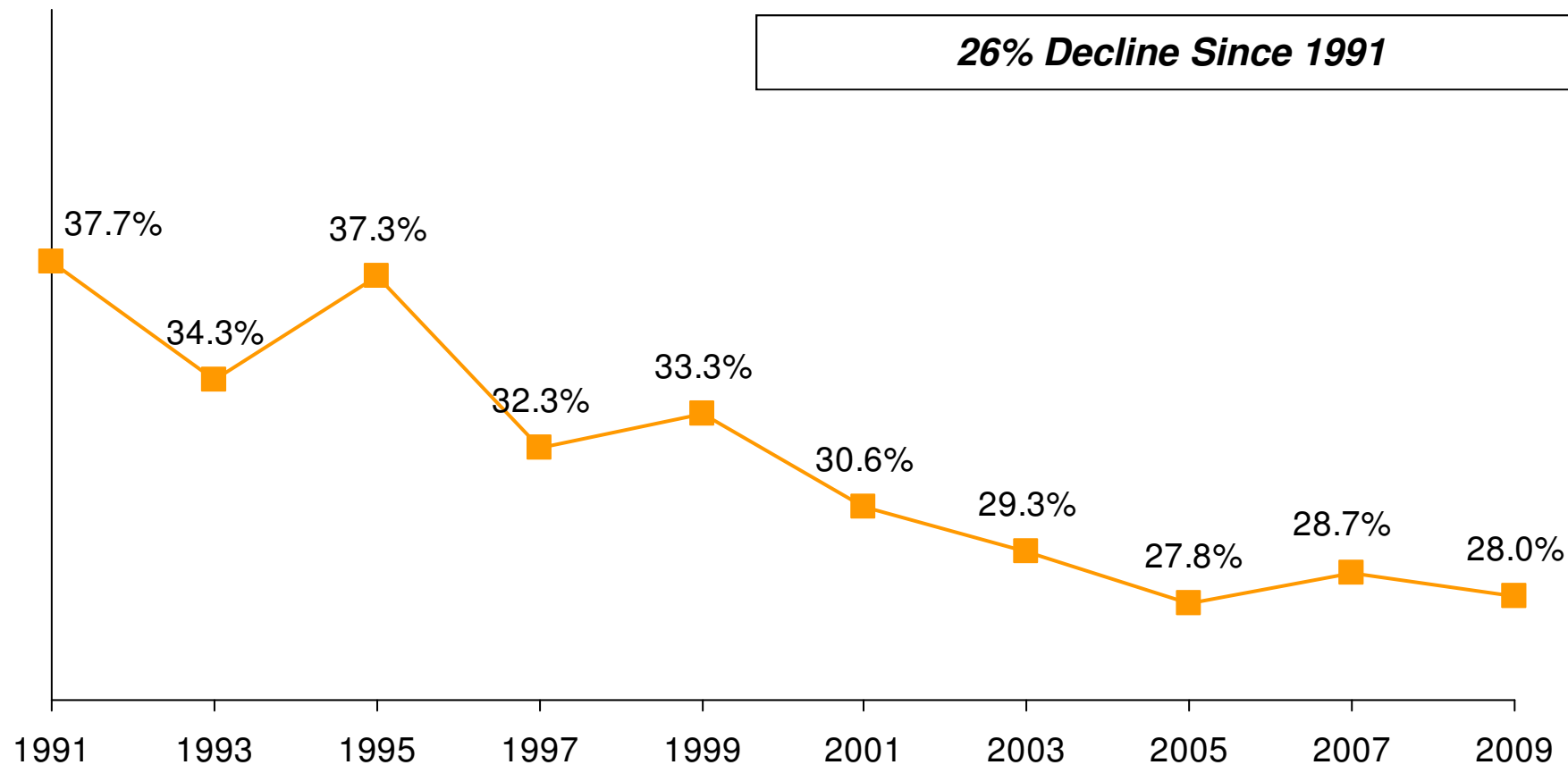
<http://www.cdc.gov/mmwr/pdf/ss/ss905.pdf> Table 6

Question: During the past 30 days, how many times did you ride in a car or other vehicle driven by someone who had been drinking alcohol? (0 times, 1 time, 2 or 3 times, 4 or 5 times, 6 or more times)

Centers For Disease Control Youth Risk Behavior Survey

10th Grade Students

Rode In A Car Driven By Someone Who Had Been Drinking (Past 30 Days)



Source: Youth Risk Behavior Survey (YRBS), Centers for Disease Control and Prevention. The YRBS is an in-school survey of students in grades 9 through 12. Students completed self-administered questionnaires in their classrooms. In 2009, the national sample consisted of 16,410 responses from 158 schools. In 1991, the national sample consisted of 12,272 responses from 137 schools.

Sample size by students: 1991 – 9th graders = 3,055, 10th graders = 3,120, 11th graders = 2,867, 12th graders = 3,209

2009 – 9th graders =4,595, 10th graders =4,299, 11th graders =3,856, 12th graders =3,643.

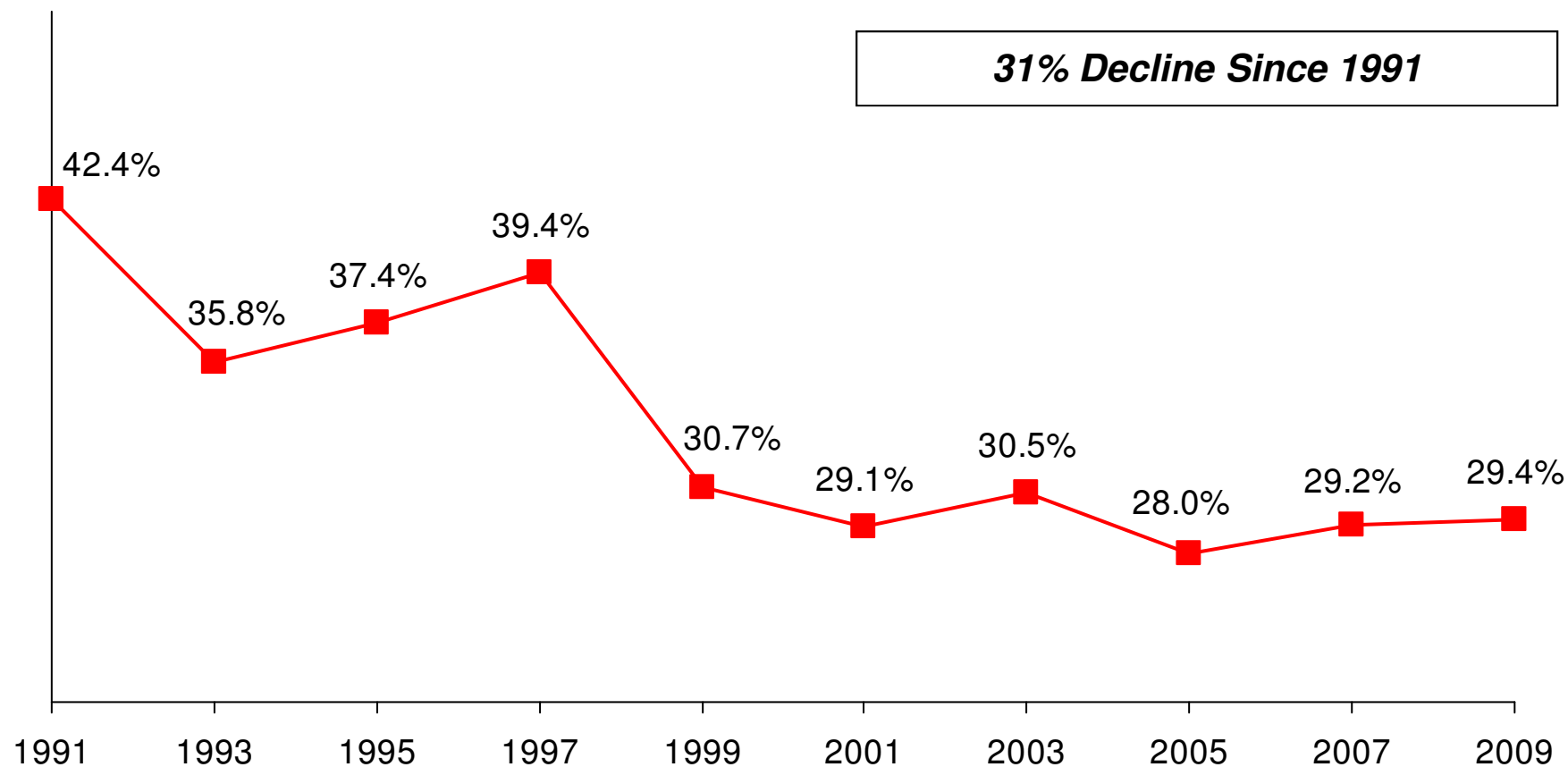
<http://www.cdc.gov/mmwr/pdf/ss/ss905.pdf> Table 6

Question: During the past 30 days, how many times did you ride in a car or other vehicle driven by someone who had been drinking alcohol? (0 times, 1 time, 2 or 3 times, 4 or 5 times, 6 or more times)

Centers For Disease Control Youth Risk Behavior Survey

11th Grade Students

Rode In A Car Driven By Someone Who Had Been Drinking (Past 30 Days)



Source: Youth Risk Behavior Survey (YRBS), Centers for Disease Control and Prevention. The YRBS is an in-school survey of students in grades 9 through 12. Students completed self-administered questionnaires in their classrooms. In 2009, the national sample consisted of 16,410 responses from 158 schools. In 1991, the national sample consisted of 12,272 responses from 137 schools.

Sample size by students: 1991 – 9th graders = 3,055, 10th graders = 3,120, 11th graders = 2,867, 12th graders = 3,209

2009 – 9th graders =4,595, 10th graders =4,299, 11th graders =3,856, 12th graders =3,643.

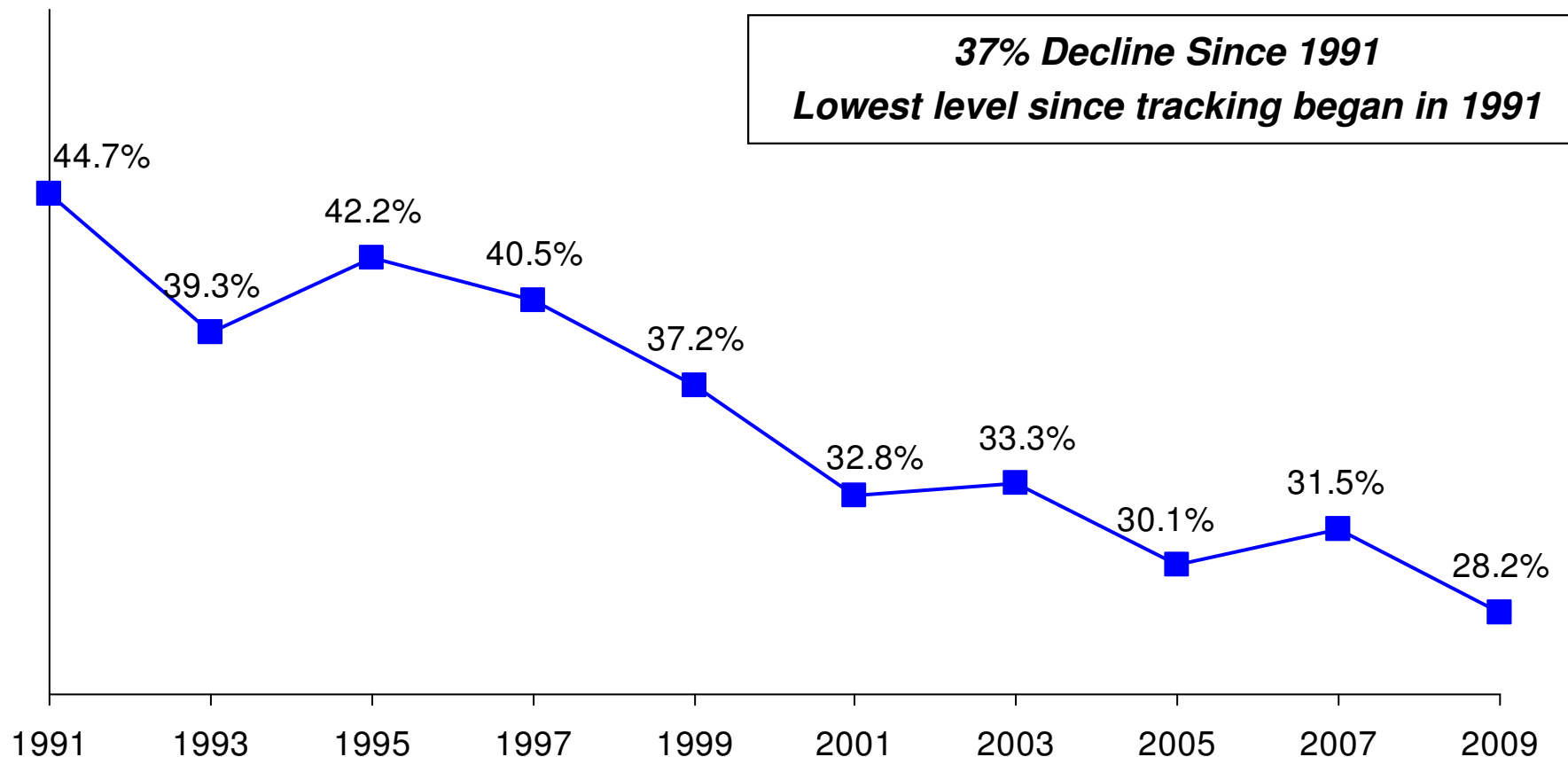
<http://www.cdc.gov/mmwr/pdf/ss/ss905.pdf> Table 6

Question: During the past 30 days, how many times did you ride in a car or other vehicle driven by someone who had been drinking alcohol? (0 times, 1 time, 2 or 3 times, 4 or 5 times, 6 or more times)

Centers For Disease Control Youth Risk Behavior Survey

12th Grade Students

Rode In A Car Driven By Someone Who Had Been Drinking (Past 30 Days)



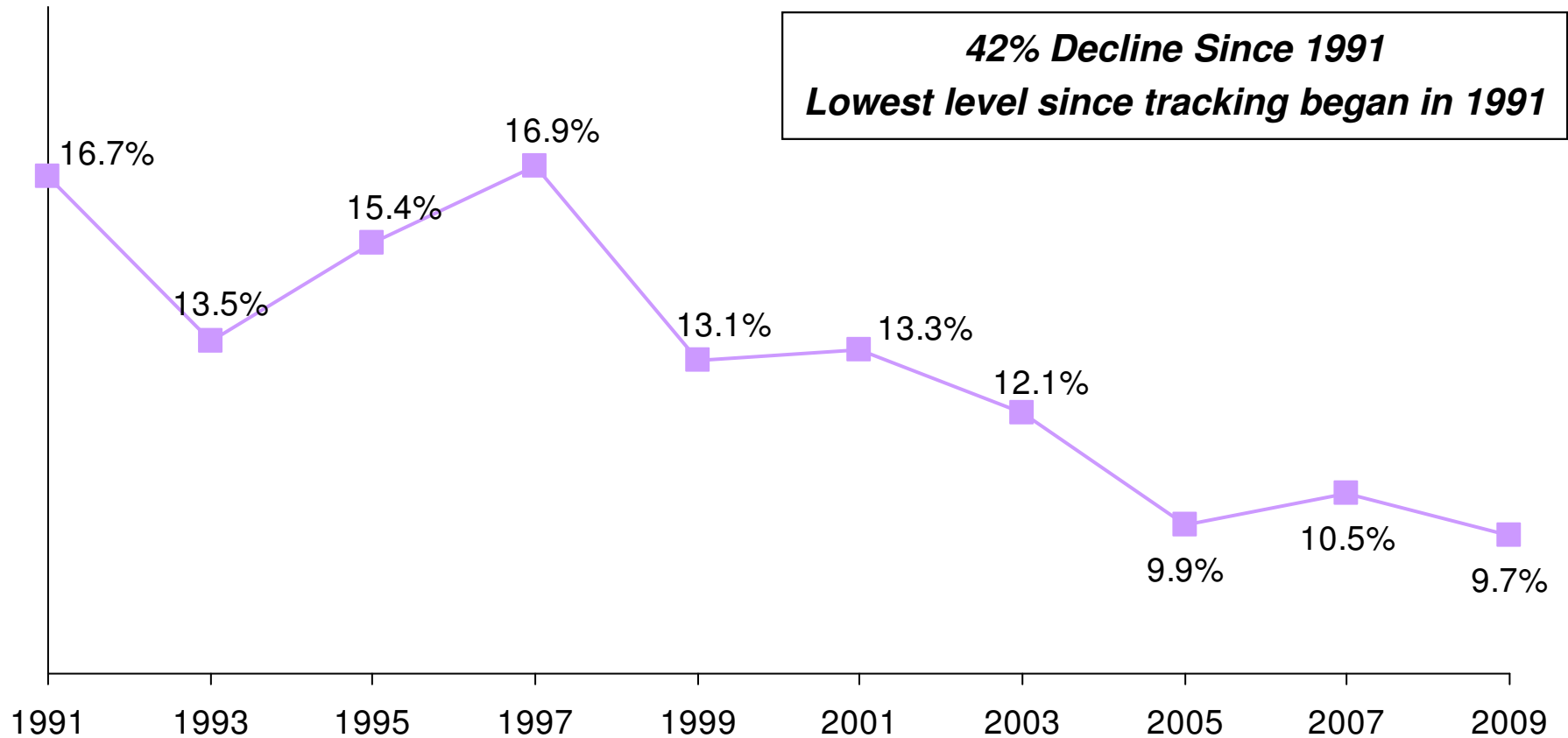
Source: Youth Risk Behavior Survey (YRBS), Centers for Disease Control and Prevention. The YRBS is an in-school survey of students in grades 9 through 12. Students completed self-administered questionnaires in their classrooms. In 2009, the national sample consisted of 16,410 responses from 158 schools. In 1991, the national sample consisted of 12,272 responses from 137 schools.

Sample size by students: 1991 – 9th graders = 3,055, 10th graders = 3,120, 11th graders = 2,867, 12th graders = 3,209
2009 – 9th graders =4,595, 10th graders =4,299, 11th graders =3,856, 12th graders =3,643.

<http://www.cdc.gov/mmwr/pdf/ss/ss905.pdf> Table 6

Question: During the past 30 days, how many times did you ride in a car or other vehicle driven by someone who had been drinking alcohol? (0 times, 1 time, 2 or 3 times, 4 or 5 times, 6 or more times)

Centers For Disease Control Youth Risk Behavior Survey High School Students Drove A Car When They Had Been Drinking (Past 30 Days)



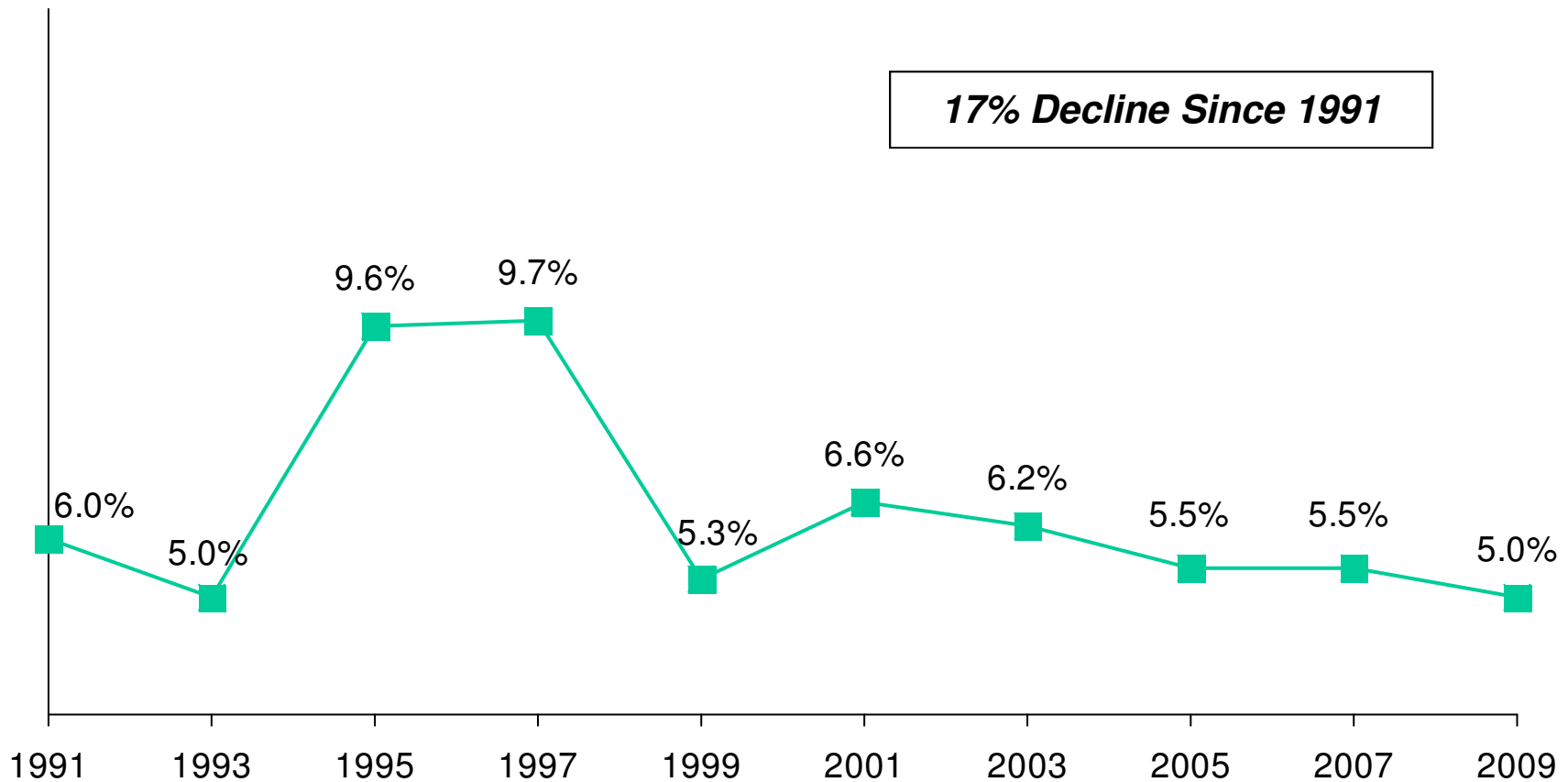
Source: Youth Risk Behavior Survey (YRBS), Centers for Disease Control and Prevention. The YRBS is an in-school survey of students in grades 9 through 12. Students completed self-administered questionnaires in their classrooms. In 2009, the national sample consisted of 16,410 responses from 158 schools. In 1991, the national sample consisted of 12,272 responses from 137 schools.
<http://www.cdc.gov/mmwr/pdf/ss/ss5905.pdf> Table 6

Question: During the past 30 days, how many times did you drive a car or other vehicle when you had been drinking alcohol? (0 times, 1 time, 2 or 3 times, 4 or 5 times, 6 or more times)

Centers For Disease Control Youth Risk Behavior Survey

9th Grade Students

Drove A Car When They Had Been Drinking (Past 30 Days)



17% Decline Since 1991

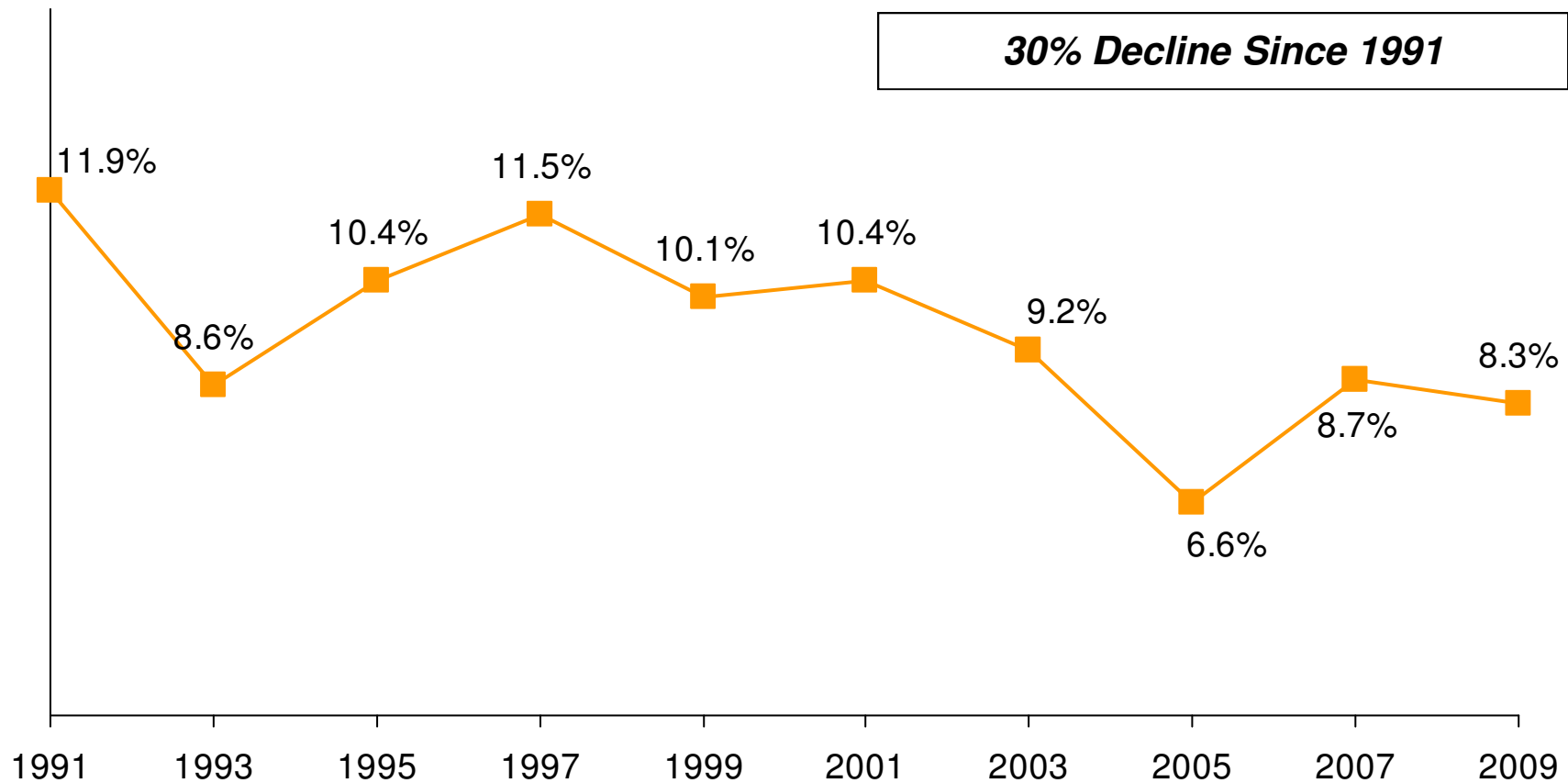
Source: Youth Risk Behavior Survey (YRBS), Centers for Disease Control and Prevention. The YRBS is an in-school survey of students in grades 9 through 12. Students completed self-administered questionnaires in their classrooms. In 2009, the national sample consisted of 16,410 responses from 158 schools. In 1991, the national sample consisted of 12,272 responses from 137 schools.

Sample size by students: 1991 – 9th graders = 3,055, 10th graders = 3,120, 11th graders = 2,867, 12th graders = 3,209
2009 – 9th graders = 4,595, 10th graders = 4,299, 11th graders = 3,856, 12th graders = 3,643.

<http://www.cdc.gov/mmwr/pdf/ss/ss5905.pdf> Table 6

Question: During the past 30 days, how many times did you drive a car or other vehicle when you had been drinking alcohol? (0 times, 1 time, 2 or 3 times, 4 or 5 times, 6 or more times)

Centers For Disease Control Youth Risk Behavior Survey 10th Grade Students Drove A Car When They Had Been Drinking (Past 30 Days)



Source: Youth Risk Behavior Survey (YRBS), Centers for Disease Control and Prevention. The YRBS is an in-school survey of students in grades 9 through 12. Students completed self-administered questionnaires in their classrooms. In 2009, the national sample consisted of 16,410 responses from 158 schools. In 1991, the national sample consisted of 12,272 responses from 137 schools.

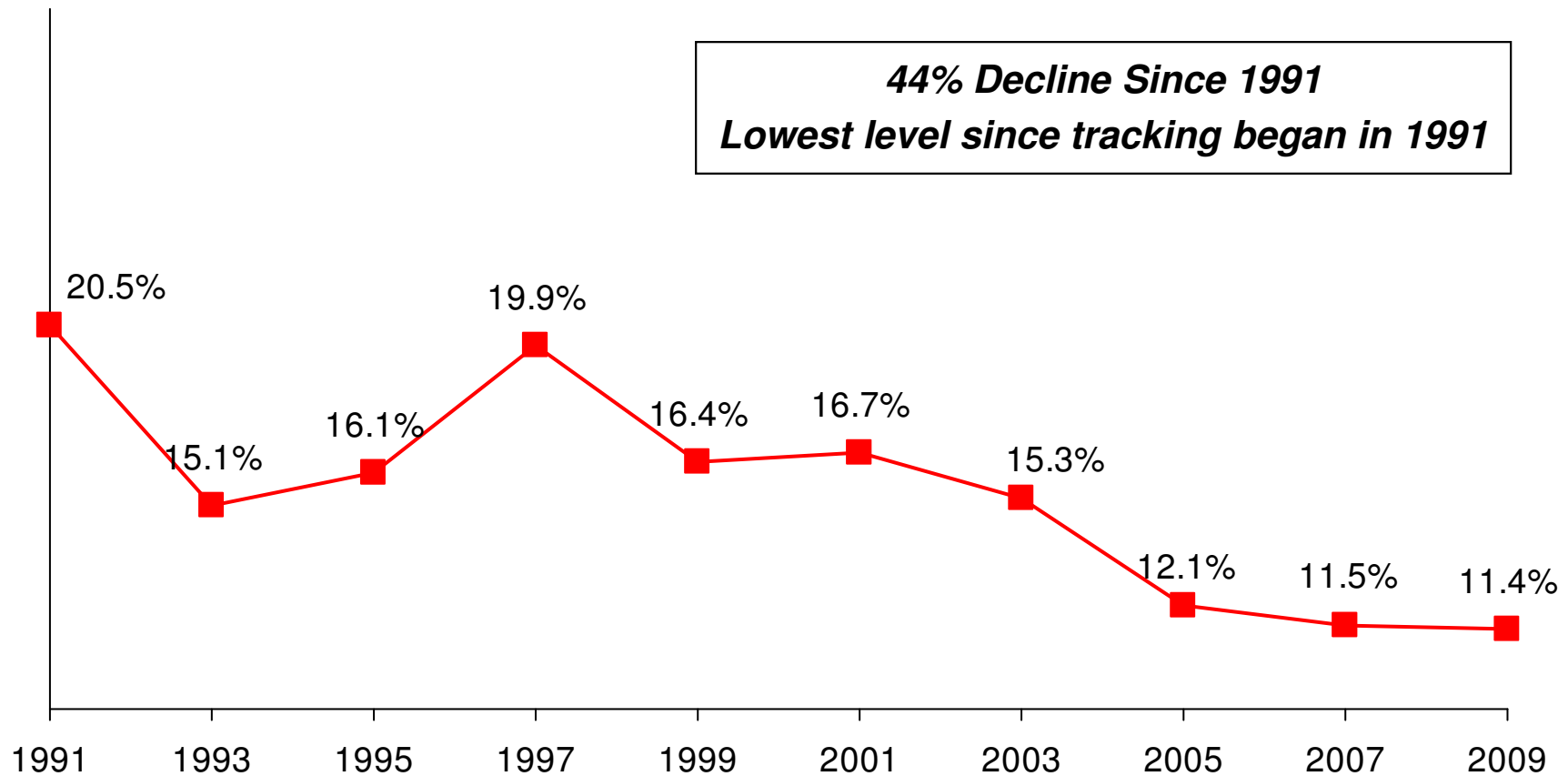
Sample size by students: 1991 – 9th graders = 3,055, 10th graders = 3,120, 11th graders = 2,867, 12th graders = 3,209

2009 – 9th graders =4,595, 10th graders =4,299, 11th graders =3,856, 12th graders =3,643.

<http://www.cdc.gov/mmwr/pdf/ss/ss5905.pdf> Table 6

Question: During the past 30 days, how many times did you drive a car or other vehicle when you had been drinking alcohol? (0 times, 1 time, 2 or 3 times, 4 or 5 times, 6 or more times)

Centers For Disease Control Youth Risk Behavior Survey 11th Grade Students Drove A Car When They Had Been Drinking (Past 30 Days)



Source: Youth Risk Behavior Survey (YRBS), Centers for Disease Control and Prevention. The YRBS is an in-school survey of students in grades 9 through 12. Students completed self-administered questionnaires in their classrooms. In 2009, the national sample consisted of 16,410 responses from 158 schools. In 1991, the national sample consisted of 12,272 responses from 137 schools.

Sample size by students: 1991 – 9th graders = 3,055, 10th graders = 3,120, 11th graders = 2,867, 12th graders = 3,209

2009 – 9th graders =4,595, 10th graders =4,299, 11th graders =3,856, 12th graders =3,643.

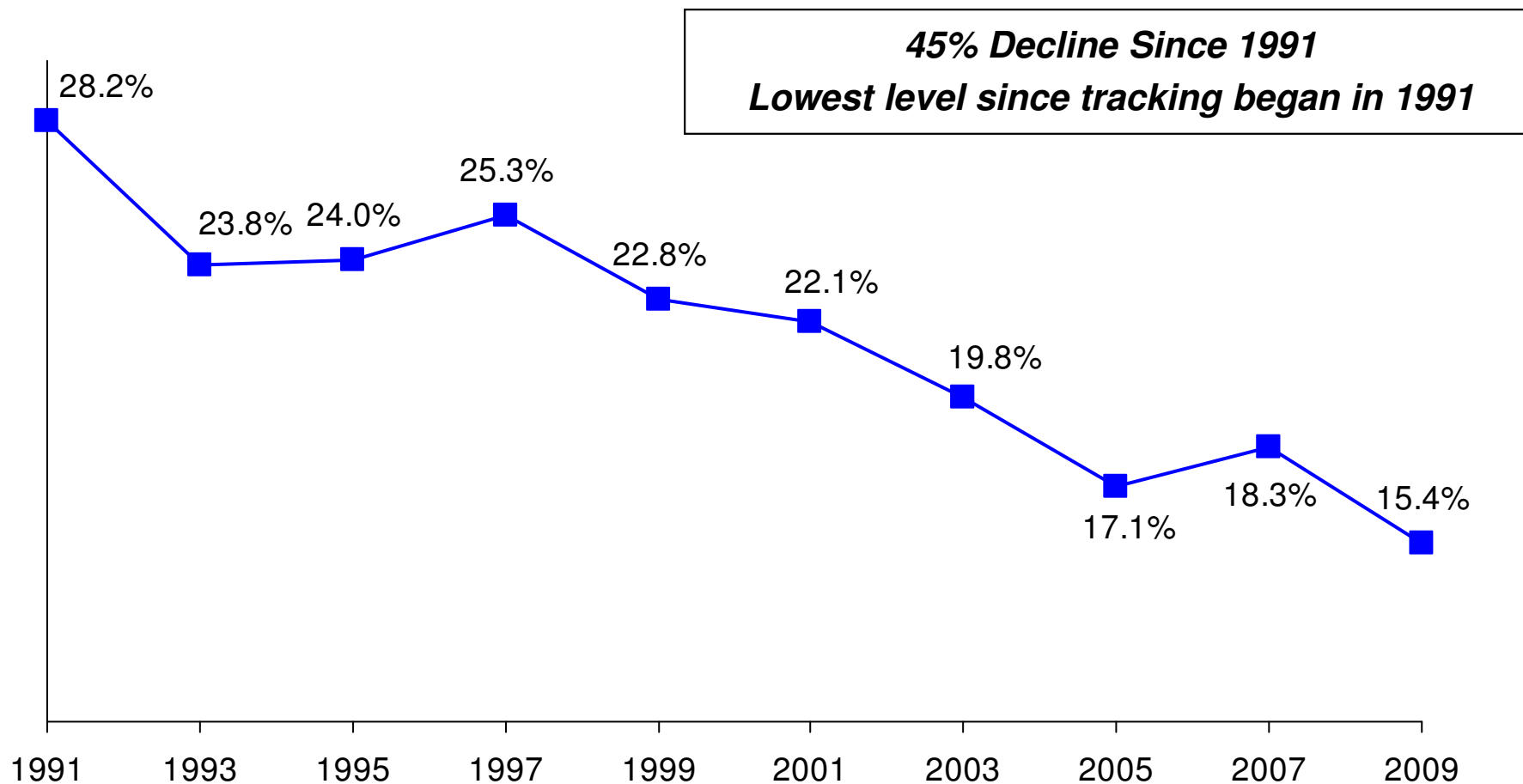
<http://www.cdc.gov/mmwr/pdf/ss/ss5905.pdf> Table 6

Question: During the past 30 days, how many times did you drive a car or other vehicle when you had been drinking alcohol? (0 times, 1 time, 2 or 3 times, 4 or 5 times, 6 or more times)

Centers For Disease Control Youth Risk Behavior Survey

12th Grade Students

Drove A Car When They Had Been Drinking (Past 30 Days)



Source: Youth Risk Behavior Survey (YRBS), Centers for Disease Control and Prevention. The YRBS is an in-school survey of students in grades 9 through 12. Students completed self-administered questionnaires in their classrooms. In 2009, the national sample consisted of 16,410 responses from 158 schools. In 1991, the national sample consisted of 12,272 responses from 137 schools.

Sample size by students: 1991 – 9th graders = 3,055, 10th graders = 3,120, 11th graders = 2,867, 12th graders = 3,209

2009 – 9th graders =4,595, 10th graders =4,299, 11th graders =3,856, 12th graders =3,643.

<http://www.cdc.gov/mmwr/pdf/ss/ss5905.pdf> Table 6

Question: During the past 30 days, how many times did you drive a car or other vehicle when you had been drinking alcohol? (0 times, 1 time, 2 or 3 times, 4 or 5 times, 6 or more times)