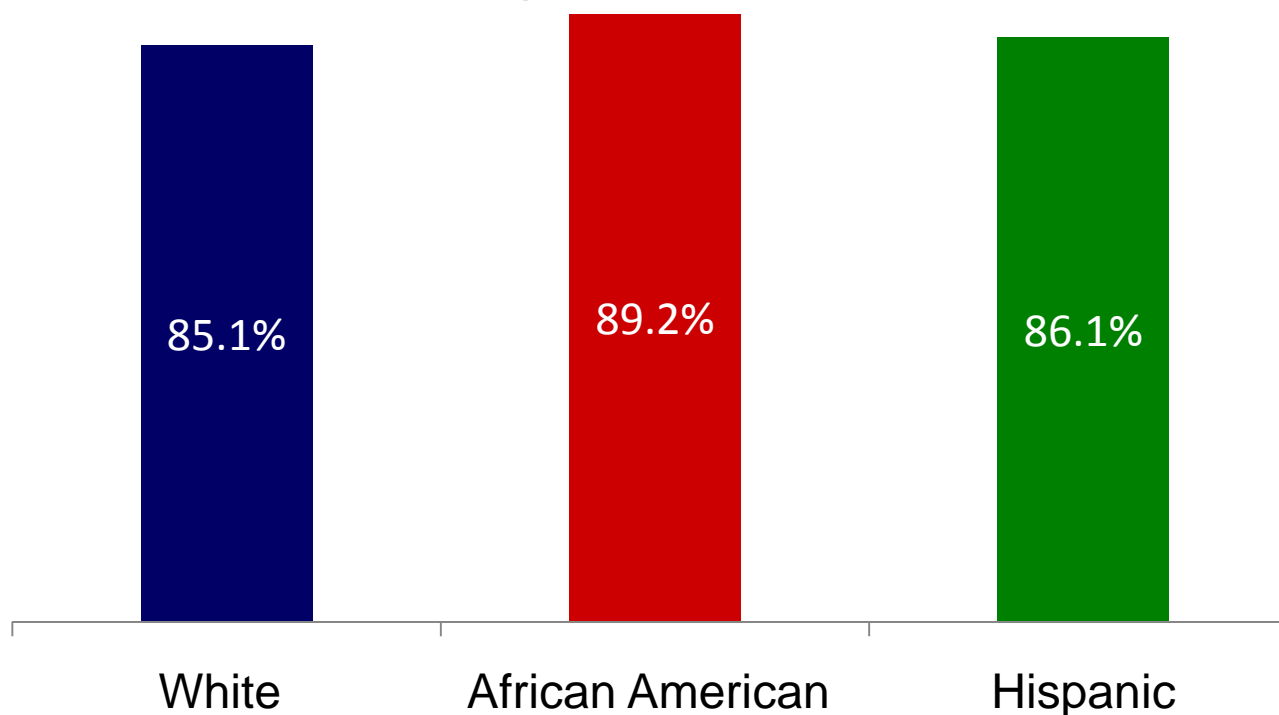


National Survey on Drug Use and Health Current Drinking Among 12 – 17 Year-olds

No Drinking in Past Month (2010)



Source: 2010 National Survey on Drug Use and Health, an annual survey representative of the civilian, non-institutionalized population of the U.S. aged 12 years old or older conducted by the Substance Abuse and Mental Health Services Administration, U.S. Department of Health & Human Services, 2011:

<http://www.samhsa.gov/data/NSDUH/2k10ResultsTables/Web/PDFW/Sect2peTabs37to46.pdf> Table 2.38B

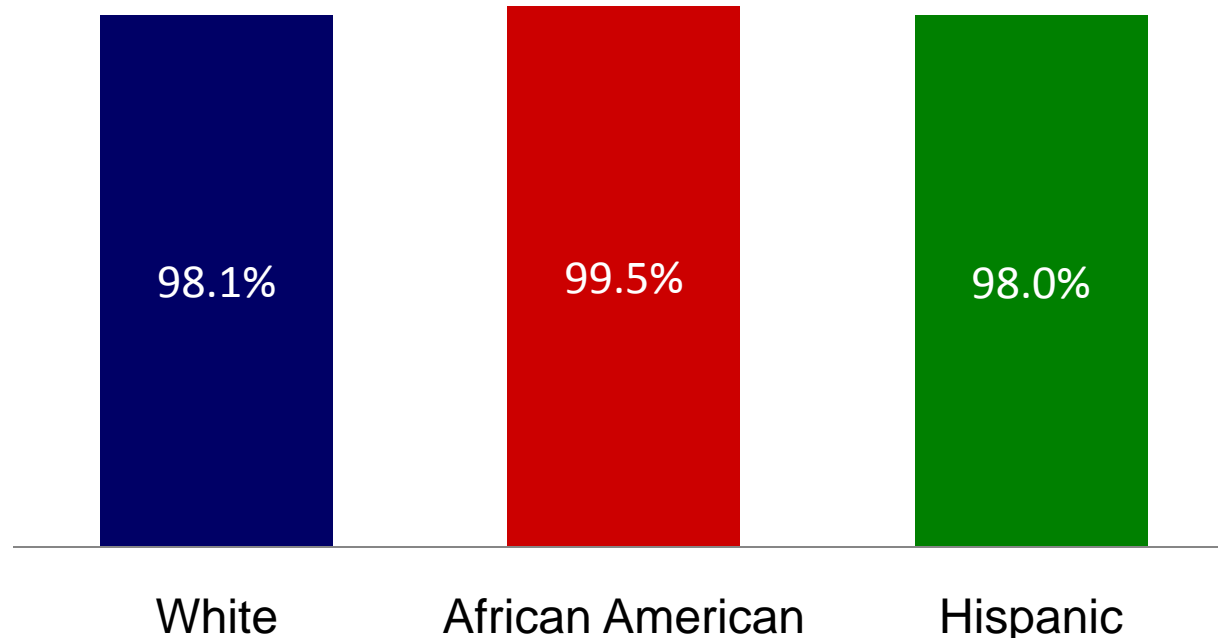
The 2010 survey is based on interviews with approximately 67,500 respondents ages 12 and older. The survey covers residents of households (living in houses/townhouses, apartments, condominiums, etc.), persons in non-institutional group quarters (e.g., shelters, rooming/boarded houses, college dormitories, migratory workers' camps, halfway houses), and civilians living on military bases.

The National Survey on Drug Use and Health defines *current drinkers* as those who have had at least one drink in the past 30 days.

Question: Think specifically about the past 30 days up to and including today. During the past 30 days, on how many days did you drink one or more drinks of an alcoholic beverage?

National Survey on Drug Use and Health Heavy Drinking Among 12 - 17 Year-olds

No Heavy Alcohol Use (2010)



Source: 2010 National Survey on Drug Use and Health, an annual survey representative of the civilian, non-institutionalized population of the U.S. aged 12 years old or older conducted by the Substance Abuse and Mental Health Services Administration, U.S. Department of Health & Human Services, 2011:

<http://www.samhsa.gov/data/NSDUH/2k10ResultsTables/Web/PDFW/Sect2peTabs37to46.pdf> Table 2.43B

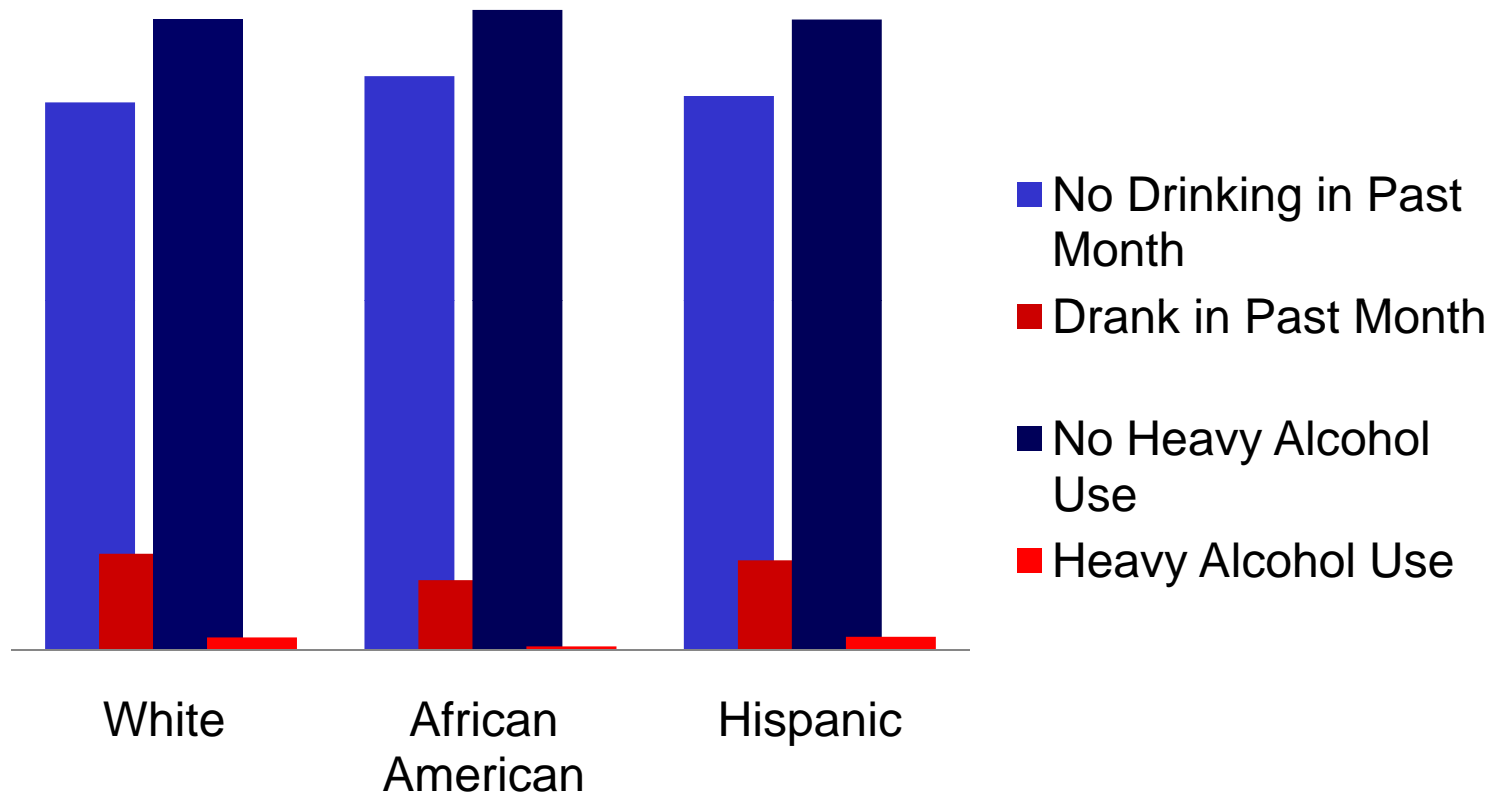
The 2010 survey is based on interviews with approximately 67,500 respondents ages 12 and older. The survey covers residents of households (living in houses/townhouses, apartments, condominiums, etc.), persons in non-institutional group quarters (e.g., shelters, rooming/boarded houses, college dormitories, migratory workers' camps, halfway houses), and civilians living on military bases.

The National Survey on Drug Use and Health defines Heavy Alcohol Use as drinking five or more drinks on the same occasion on each of 5 or more days in the past 30 days; all heavy alcohol users are also "binge" alcohol users.

Question: During the past 30 days, on how many days did you drink 5 or more drinks on the same occasion? By 'occasion' we mean at the same time or within a couple of hours of each other.

National Survey on Drug Use and Health

Current Drinking Among 12 - 17 Year-olds



Source: 2010 National Survey on Drug Use and Health, an annual survey representative of the civilian, non-institutionalized population of the U.S. aged 12 years old or older conducted by the Substance Abuse and Mental Health Services Administration, U.S. Department of Health & Human Services, 2011:

<http://www.samhsa.gov/data/NSDUH/2k10ResultsTables/Web/PDFW/Sect2peTabs37to46.pdf> Table 2.43B and Table 2.38B

The 2010 survey is based on interviews with approximately 67,500 respondents ages 12 and older. The survey covers residents of households (living in houses/townhouses, apartments, condominiums, etc.), persons in non-institutional group quarters (e.g., shelters, rooming/boarding houses, college dormitories, migratory workers' camps, halfway houses), and civilians living on military bases.

The National Survey on Drug Use and Health defines *current drinkers* as those who have had at least one drink in the past 30 days.

The National Survey on Drug Use and Health defines Heavy Alcohol Use as drinking five or more drinks on the same occasion on each of 5 or more days in the past 30 days; all heavy alcohol users are also "binge" alcohol users.

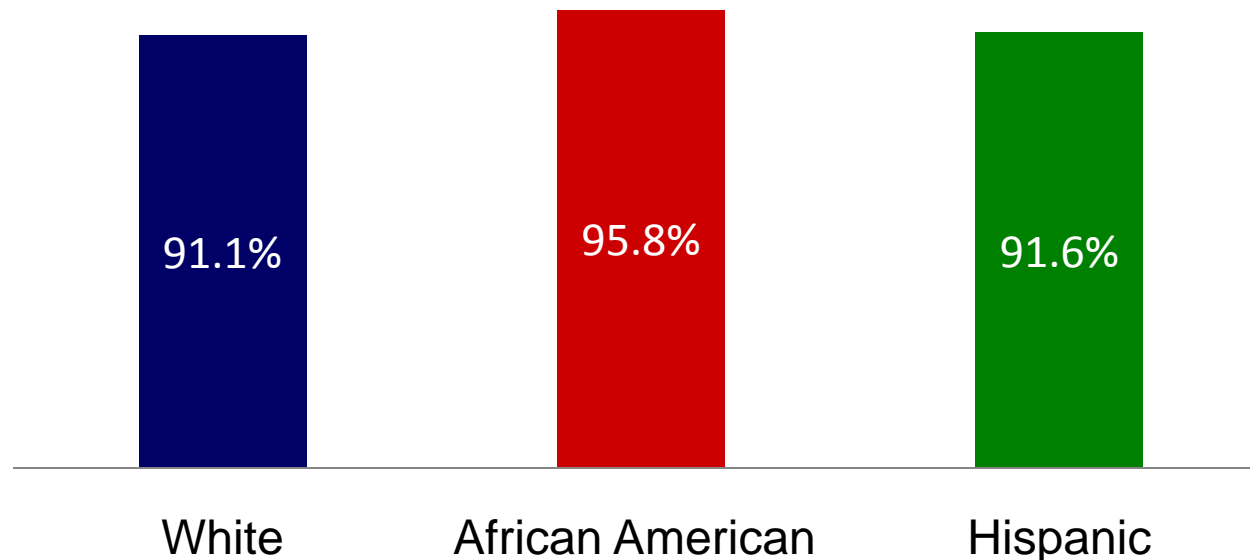
Question: Think specifically about the past 30 days up to and including today. During the past 30 days, on how many days did you drink one or more drinks of an alcoholic beverage?

National Survey on Drug Use and Health

Drinking 5 or More Drinks on the Same Occasion

Among 12 - 17 Year-olds

Do NOT Drink 5 or More Drinks on the Same Occasion



Source: 2010 National Survey on Drug Use and Health, an annual survey representative of the civilian, non-institutionalized population of the U.S. aged 12 years old or older conducted by the Substance Abuse and Mental Health Services Administration, U.S. Department of Health & Human Services, 2011:

<http://www.samhsa.gov/data/NSDUH/2k10ResultsTables/Web/PDFW/Sect2peTabs37to46.pdf> Table 2.43B

The 2010 survey is based on interviews with approximately 67,500 respondents ages 12 and older. The survey covers residents of households (living in houses/townhouses, apartments, condominiums, etc.), persons in non-institutional group quarters (e.g., shelters, rooming/boarding houses, college dormitories, migratory workers' camps, halfway houses), and civilians living on military bases.

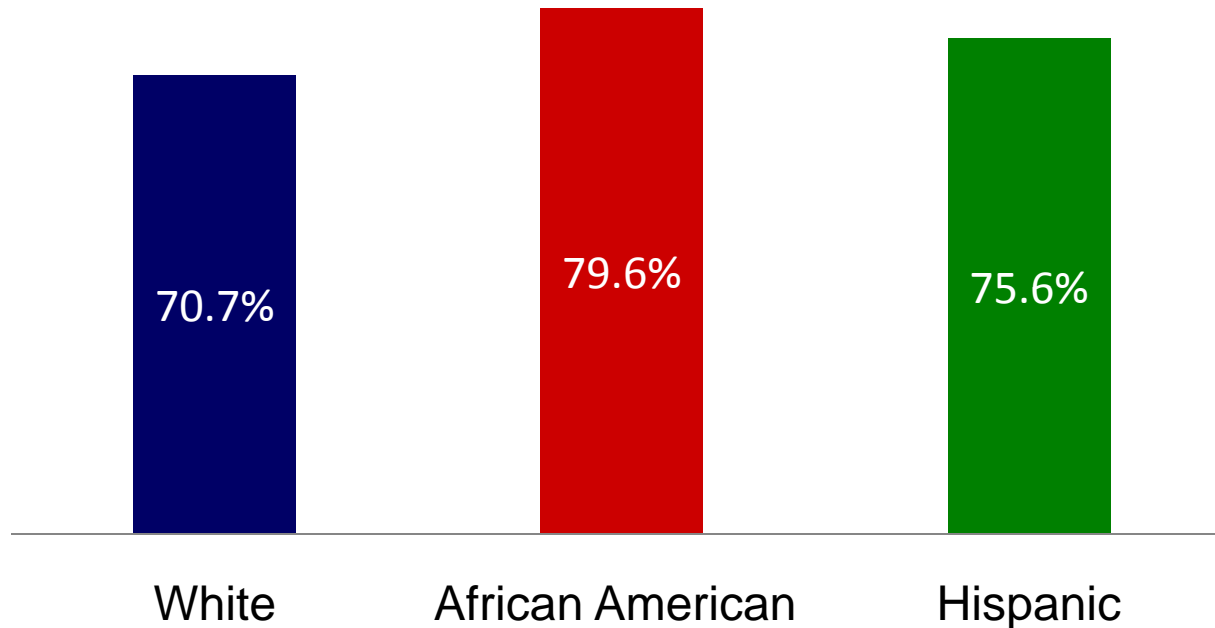
The National Survey on Drug Use and Health defines *current drinkers* as those who have had at least one drink in the past 30 days.

The National Survey on Drug Use and Health defines Heavy Alcohol Use as drinking five or more drinks on the same occasion on each of 5 or more days in the past 30 days; all heavy alcohol users are also "binge" alcohol users.

Question: Think specifically about the past 30 days up to and including today. During the past 30 days, on how many days did you drink one or more drinks of an alcoholic beverage?

National Survey on Drug Use and Health Current Drinking Among 12 - 20 Year-olds

No Alcohol in Past Month



Source: 2010 National Survey on Drug Use and Health, an annual survey representative of the civilian, non-institutionalized population of the U.S. aged 12 years old or older conducted by the Substance Abuse and Mental Health Services Administration, U.S. Department of Health & Human Services, 2011:

<http://www.samhsa.gov/data/NSDUH/2k10ResultsTables/Web/PDFW/Sect2peTabs77to84.pdf> Table 2.77B

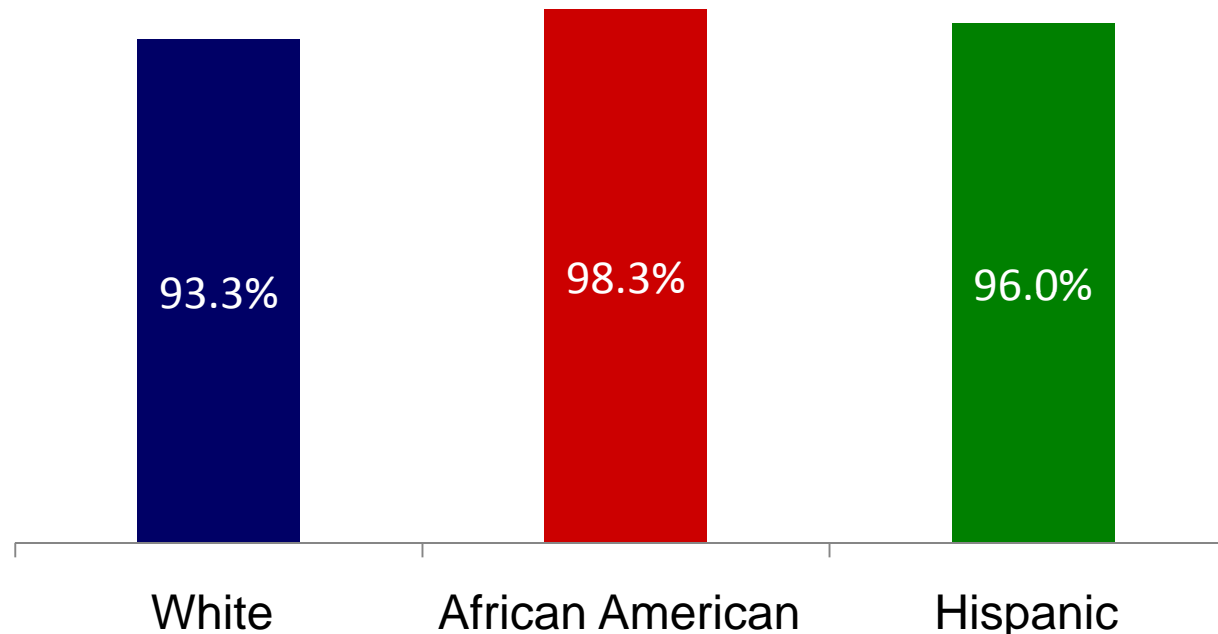
The 2010 survey is based on interviews with approximately 67,500 respondents ages 12 and older. The survey covers residents of households (living in houses/townhouses, apartments, condominiums, etc.), persons in non-institutional group quarters (e.g., shelters, rooming/boarded houses, college dormitories, migratory workers' camps, halfway houses), and civilians living on military bases.

The National Survey on Drug Use and Health defines *current drinkers* as those who have had at least one drink in the past 30 days.

Question: Think specifically about the past 30 days up to and including today. During the past 30 days, on how many days did you drink one or more drinks of an alcoholic beverage?

National Survey on Drug Use and Health Heavy Drinking Among 12 - 20 Year-olds

No Heavy Alcohol Use



Source: 2010 National Survey on Drug Use and Health, an annual survey representative of the civilian, non-institutionalized population of the U.S. aged 12 years old or older conducted by the Substance Abuse and Mental Health Services Administration, U.S. Department of Health & Human Services, 2011:

<http://www.samhsa.gov/data/NSDUH/2k10ResultsTables/Web/PDFW/Sect2peTabs77to84.pdf> Table 2.79B

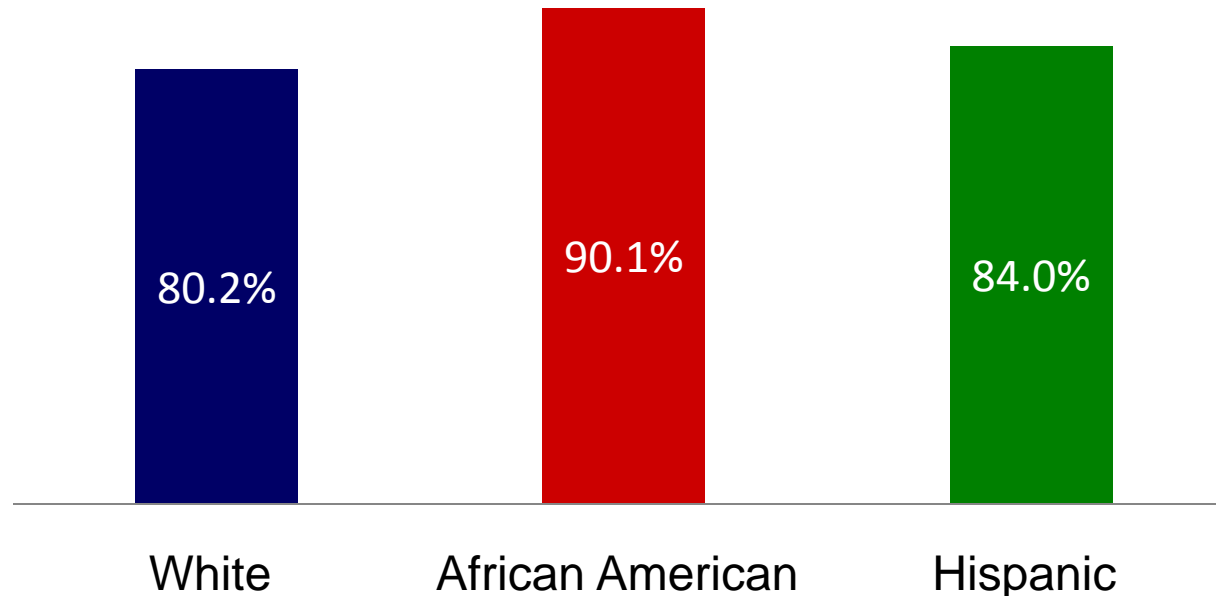
The 2010 survey is based on interviews with approximately 67,500 respondents ages 12 and older. The survey covers residents of households (living in houses/townhouses, apartments, condominiums, etc.), persons in non-institutional group quarters (e.g., shelters, rooming/boarding houses, college dormitories, migratory workers' camps, halfway houses), and civilians living on military bases.

The National Survey on Drug Use and Health defines Heavy Alcohol Use as drinking five or more drinks on the same occasion on each of 5 or more days in the past 30 days; all heavy alcohol users are also "binge" alcohol users.

Question: During the past 30 days, on how many days did you drink 5 or more drinks on the same occasion? By 'occasion' we mean at the same time or within a couple of hours of each other.

National Survey on Drug Use and Health Drinking 5 or More Drinks on the Same Occasion Among 12 - 20 Year-olds

Do NOT Drink 5 or More Drinks on the Same
Occasion



Source: 2010 National Survey on Drug Use and Health, an annual survey representative of the civilian, non-institutionalized population of the U.S. aged 12 years old or older conducted by the Substance Abuse and Mental Health Services Administration, U.S. Department of Health & Human Services, 2011:

<http://www.samhsa.gov/data/NSDUH/2k10ResultsTables/Web/PDFW/Sect2peTabs77to84.pdf> Table 2.79B

The 2010 survey is based on interviews with approximately 67,500 respondents ages 12 and older. The survey covers residents of households (living in houses/townhouses, apartments, condominiums, etc.), persons in non-institutional group quarters (e.g., shelters, rooming/boarding houses, college dormitories, migratory workers' camps, halfway houses), and civilians living on military bases.

The National Survey on Drug Use and Health defines Heavy Alcohol Use as drinking five or more drinks on the same occasion on each of 5 or more days in the past 30 days; all heavy alcohol users are also "binge" alcohol users.

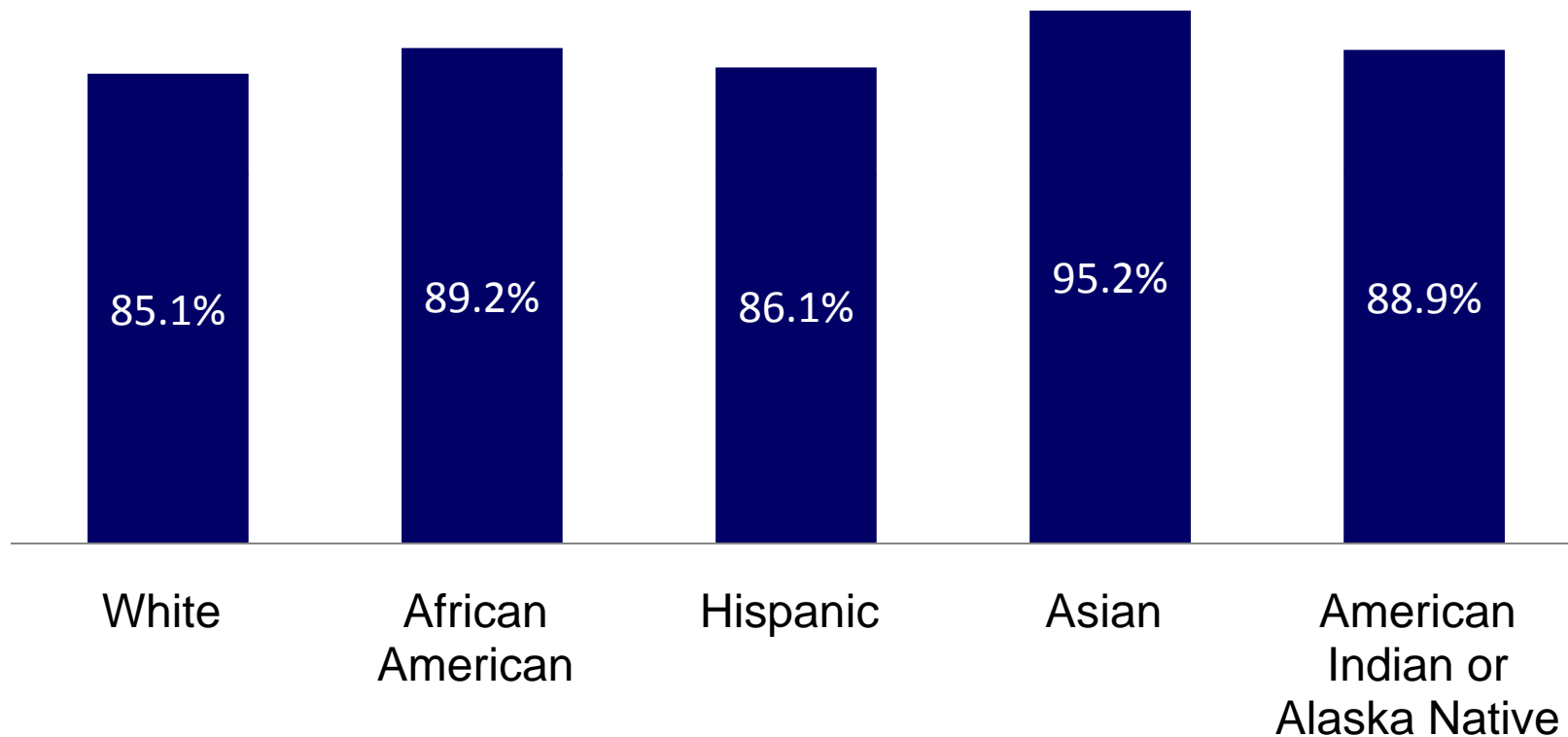
Question: During the past 30 days, on how many days did you drink 5 or more drinks on the same occasion? By 'occasion' we mean at the same time or within a couple of hours of each other.

National Survey on Drug Use and Health

Current (past month) Use of Alcohol

Among Persons Aged 12 – 17, by Race/Ethnicity

No Alcohol Use in Past Month



Source: 2010 National Survey on Drug Use and Health, an annual survey representative of the civilian, non-institutionalized population of the U.S. aged 12 years old or older conducted by the Substance Abuse and Mental Health Services Administration, U.S. Department of Health & Human Services, 2011:

<http://www.oas.samhsa.gov/NSDUH/2k9NSDUH/tabs/Sect2peTabs43to84.htm#Tab2.43B> Table 2.38B

The 2010 survey is based on interviews with approximately 67,500 respondents ages 12 and older. The survey covers residents of households (living in houses/townhouses, apartments, condominiums, etc.), persons in non-institutional group quarters (e.g., shelters, rooming/boarded houses, college dormitories, migratory workers' camps, halfway houses), and civilians living on military bases.

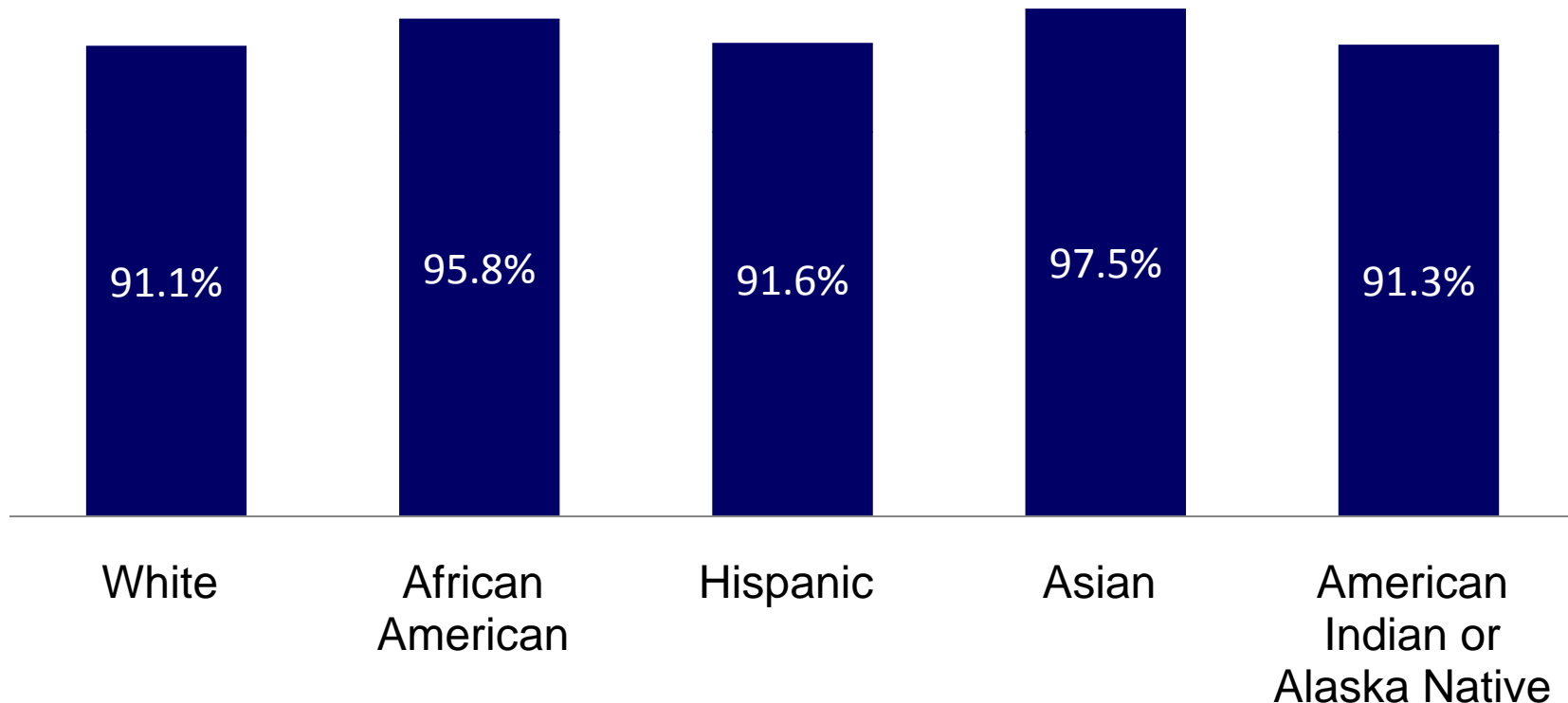
The National Survey on Drug Use and Health defines *current drinkers* as those who have had at least one drink in the past 30 days.

Question: Think specifically about the past 30 days up to and including today. During the past 30 days, on how many days did you drink one or more drinks of an alcoholic beverage?

National Survey on Drug Use and Health

Five or More Drinks on the Same Occasion in the Past Month Among Persons Aged 12 – 17, by Race/Ethnicity

Does NOT Drink 5+ Drinks in One Occasion



Source: 2010 National Survey on Drug Use and Health, an annual survey representative of the civilian, non-institutionalized population of the U.S. aged 12 years old or older conducted by the Substance Abuse and Mental Health Services Administration, U.S. Department of Health & Human Services, 2011:

<http://www.oas.samhsa.gov/NSDUH/2k9NSDUH/tabs/Sect2peTabs43to84.htm#Tab2.43B> Table 2.43B

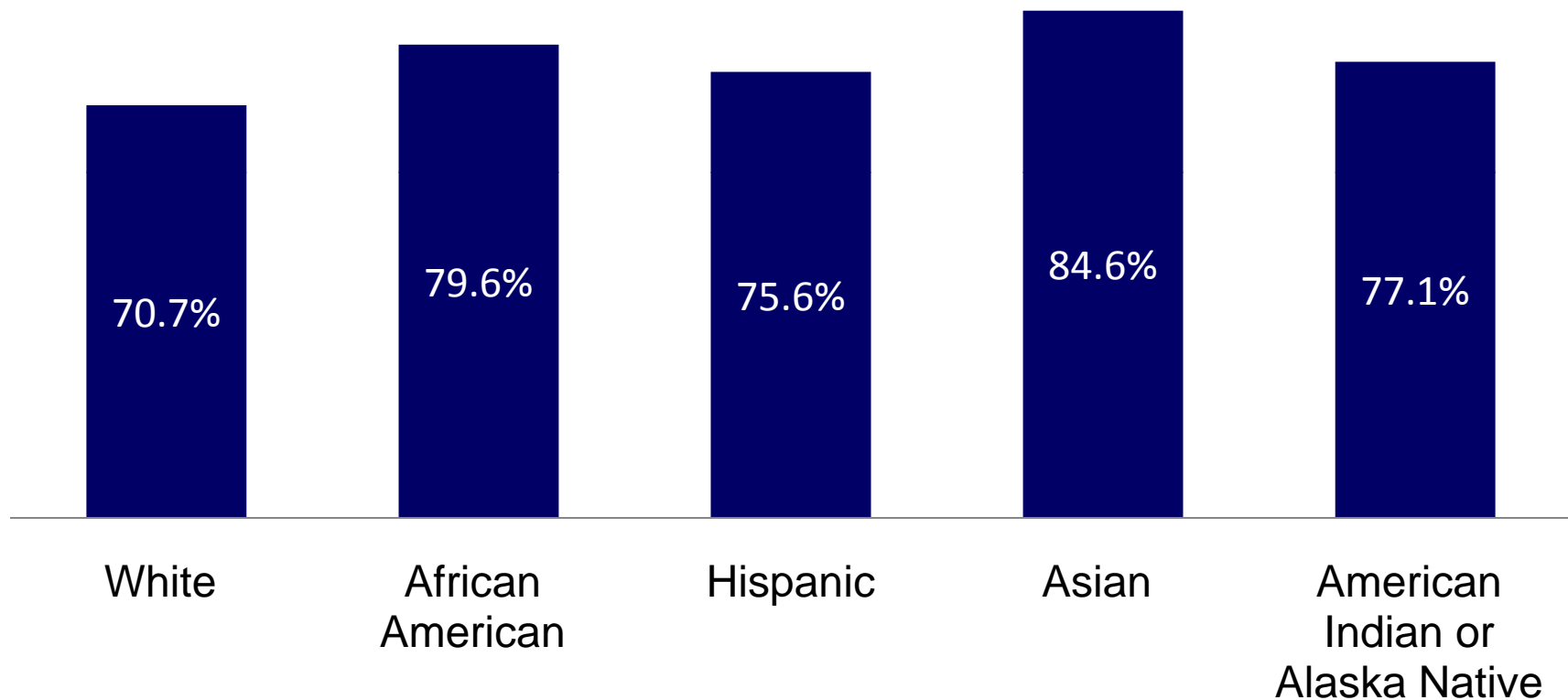
The 2010 survey is based on interviews with approximately 67,500 respondents ages 12 and older. The survey covers residents of households (living in houses/townhouses, apartments, condominiums, etc.), persons in non-institutional group quarters (e.g., shelters, rooming/boarding houses, college dormitories, migratory workers' camps, halfway houses), and civilians living on military bases.

Drinking five or more drinks on the same occasion on at least 1 day in the past 30 days. By occasion is meant at the same time or within a couple hours of each other.

Question: During the past 30 days, on how many days did you have 5 or more drinks on the same occasion? By 'occasion,' we mean at the same time or within a couple of hours of each other.

National Survey on Drug Use and Health Current (past month) Use of Alcohol Among Persons Aged 12 – 20, by Race/Ethnicity

Do NOT Drink



Source: 2010 National Survey on Drug Use and Health, an annual survey representative of the civilian, non-institutionalized population of the U.S. aged 12 years old or older conducted by the Substance Abuse and Mental Health Services Administration, U.S. Department of Health & Human Services, 2011:

<http://www.samhsa.gov/data/NSDUH/2k10ResultsTables/Web/PDFW/Sect2peTabs77to84.pdf> Table 2.77B

The 2010 survey is based on interviews with approximately 67,500 respondents ages 12 and older. The survey covers residents of households (living in houses/townhouses, apartments, condominiums, etc.), persons in non-institutional group quarters (e.g., shelters, rooming/boarded houses, college dormitories, migratory workers' camps, halfway houses), and civilians living on military bases.

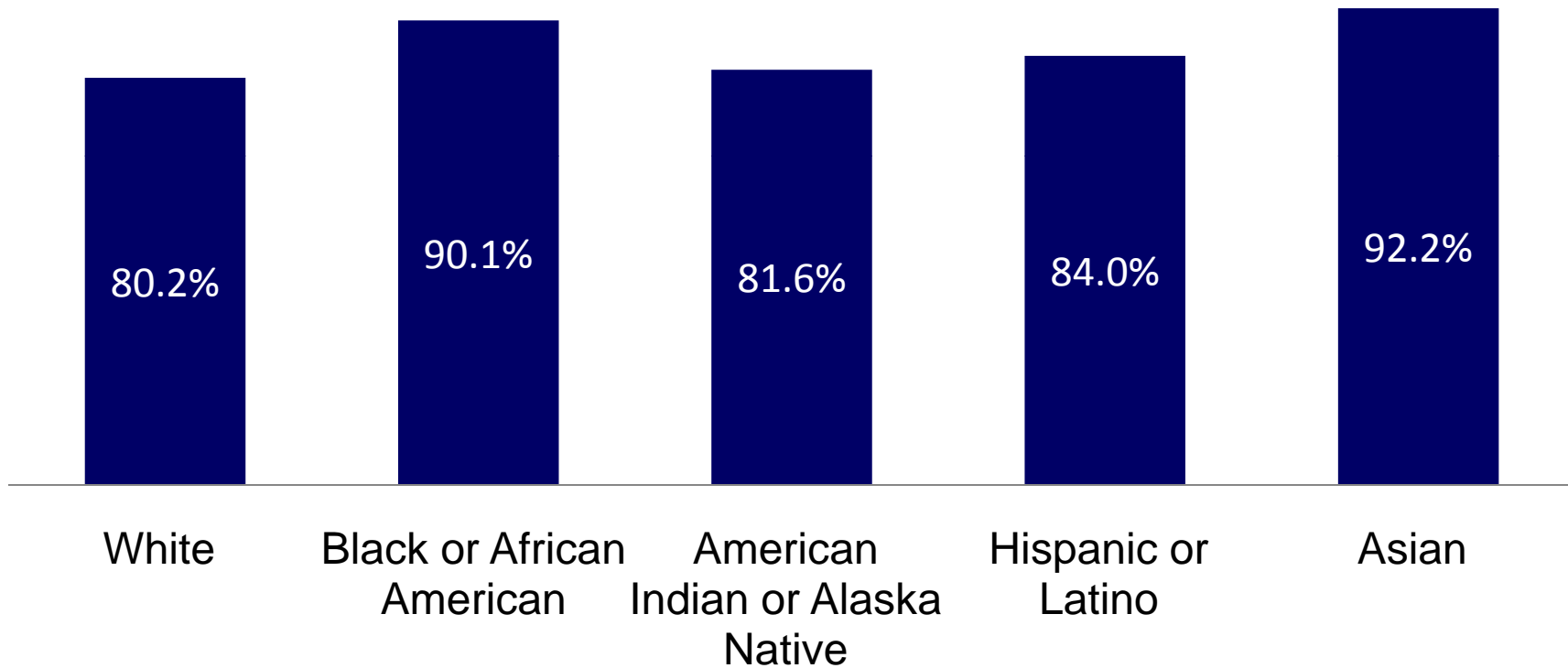
The National Survey on Drug Use and Health defines *current drinkers* as those who have had at least one drink in the past 30 days.

Question: Think specifically about the past 30 days up to and including today. During the past 30 days, on how many days did you drink one or more drinks of an alcoholic beverage?

National Survey on Drug Use and Health

Five or More Drinks on the Same Occasion in the Past Month Among Persons Aged 12 – 20, by Race/Ethnicity

Does NOT Drink 5+ Drinks in One Occasion



Source: 2010 National Survey on Drug Use and Health, an annual survey representative of the civilian, non-institutionalized population of the U.S. aged 12 years old or older conducted by the Substance Abuse and Mental Health Services Administration, U.S. Department of Health & Human Services, 2011:

<http://www.samhsa.gov/data/NSDUH/2k10ResultsTables/Web/PDFW/Sect2peTabs77to84.pdf> Table 2.79B

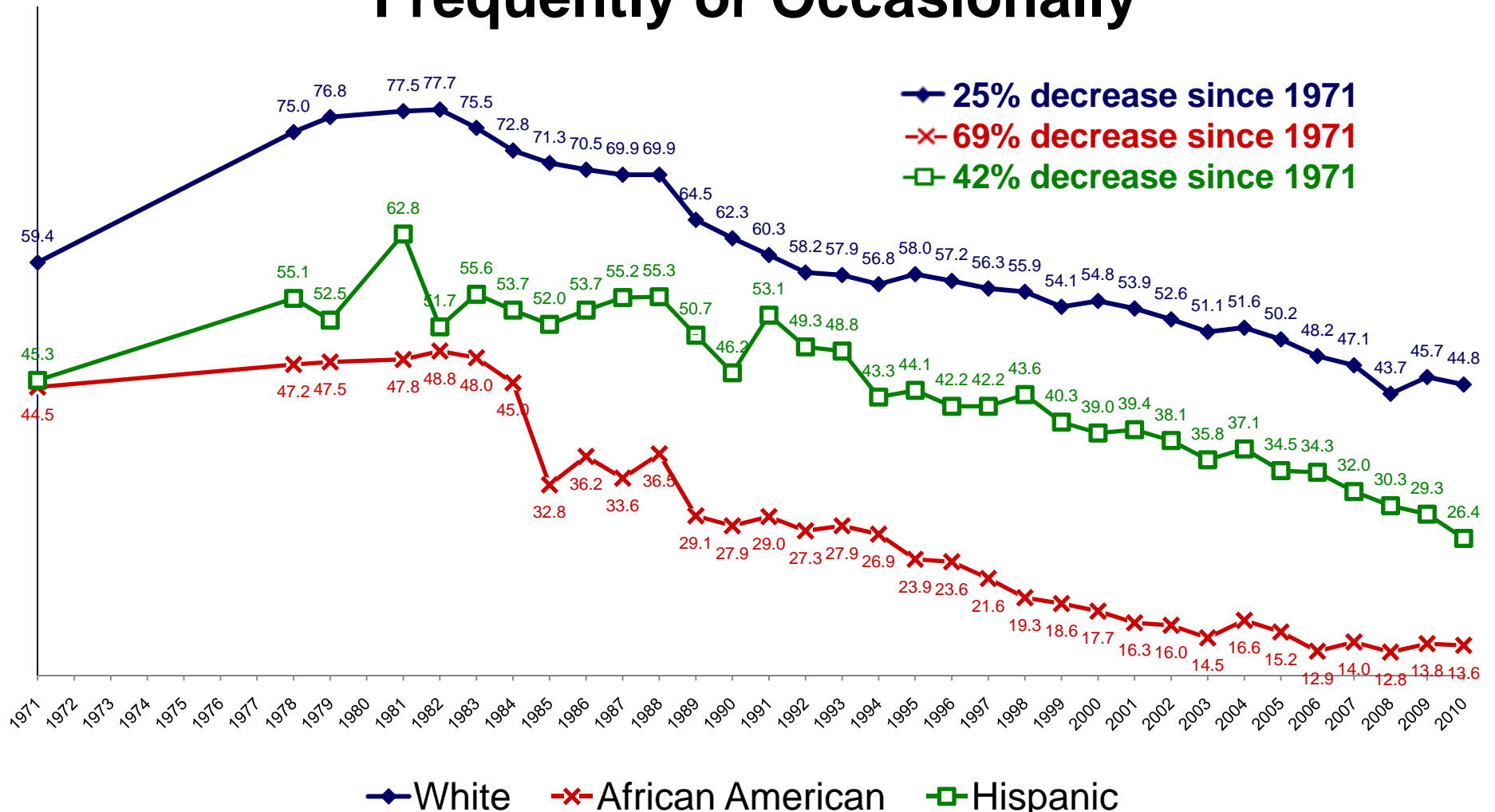
The 2010 survey is based on interviews with approximately 67,500 respondents ages 12 and older. The survey covers residents of households (living in houses/townhouses, apartments, condominiums, etc.), persons in non-institutional group quarters (e.g., shelters, rooming/boarding houses, college dormitories, migratory workers' camps, halfway houses), and civilians living on military bases.

Drinking five or more drinks on the same occasion on at least 1 day in the past 30 days. By "occasion" is meant at the same time or within a couple hours of each other.

Question: During the past 30 days, on how many days did you have 5 or more drinks on the same occasion? By 'occasion,' we mean at the same time or within a couple of hours of each other.

The American Freshmen Survey

Percentage of College Freshmen Who Drank Beer Frequently or Occasionally

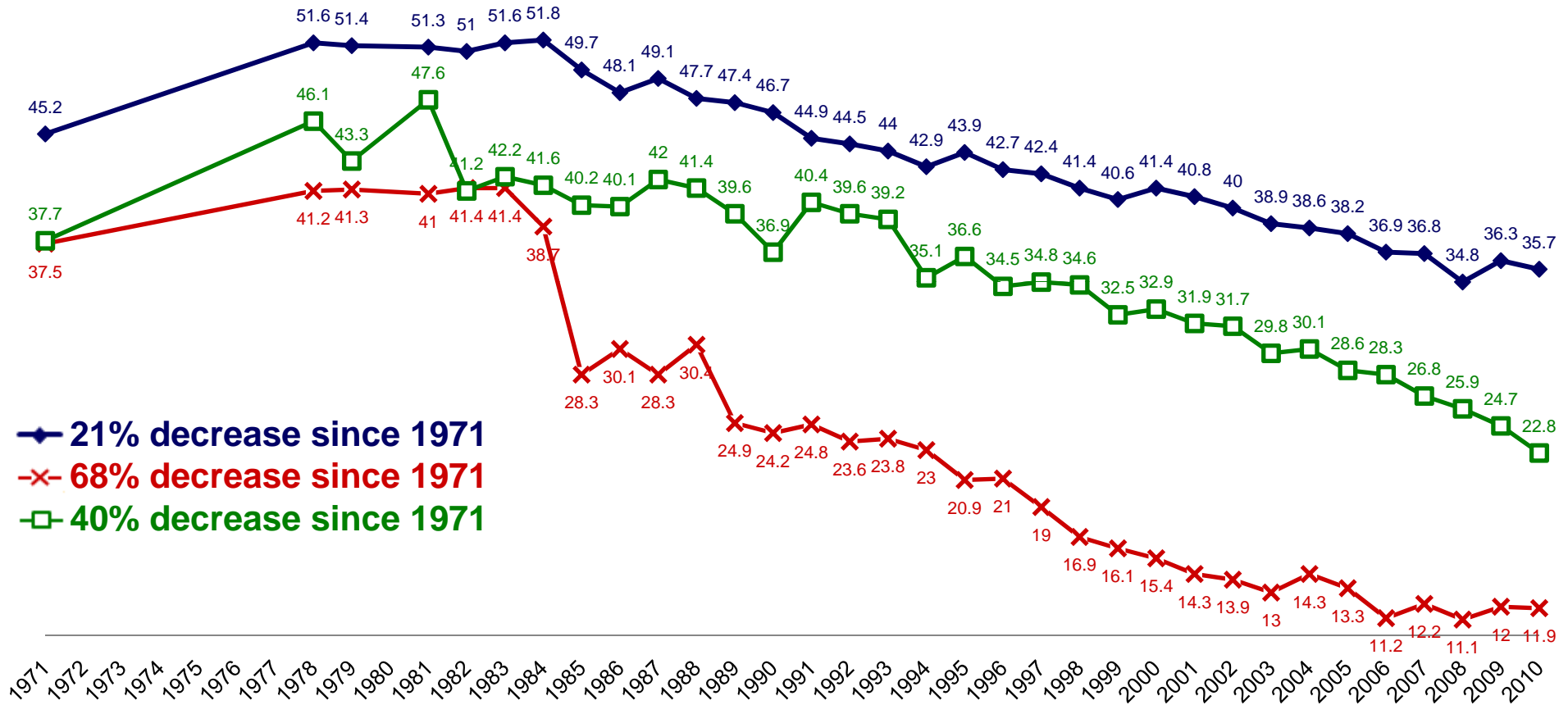


Source: The American Freshman Survey, sponsored by UCLA and conducted by the Higher Education Research Institute at UCLA's Graduate School of Education & Information Studies. The 2010 freshman norms are based on the responses of 201,818 first-time, full-time students at 279 of the nation's baccalaureate colleges and universities. The data have been statistically adjusted to reflect the responses of the 1.5 million first-time, full-time students entering four year colleges and universities as freshmen in 2010. Since 1966, the first year the survey was conducted, more than 15 million incoming first year students at 1,900 colleges and universities nationwide have participated. The CIRP Freshmen Survey is the largest and longest-running survey of American college students. <http://heri.ucla.edu/pr-display.php?prQry=55>

Note- 2010 African American sample size is 11,469. 2010 White sample size is 126,168.

Question: For the activities below, indicate which ones you did during the past year. If you engaged in an activity frequently, mark *Frequently*. If you engaged in an activity one or more times, but not frequently, mark *Occasionally*. Mark *Not at all* if you have not performed the activity during the past year. (Drank beer, Drank wine or liquor)

The American Freshmen Survey Percentage of College Freshmen Who Drank Beer Occasionally



◆ 21% decrease since 1971
 ✕ 68% decrease since 1971
 □ 40% decrease since 1971

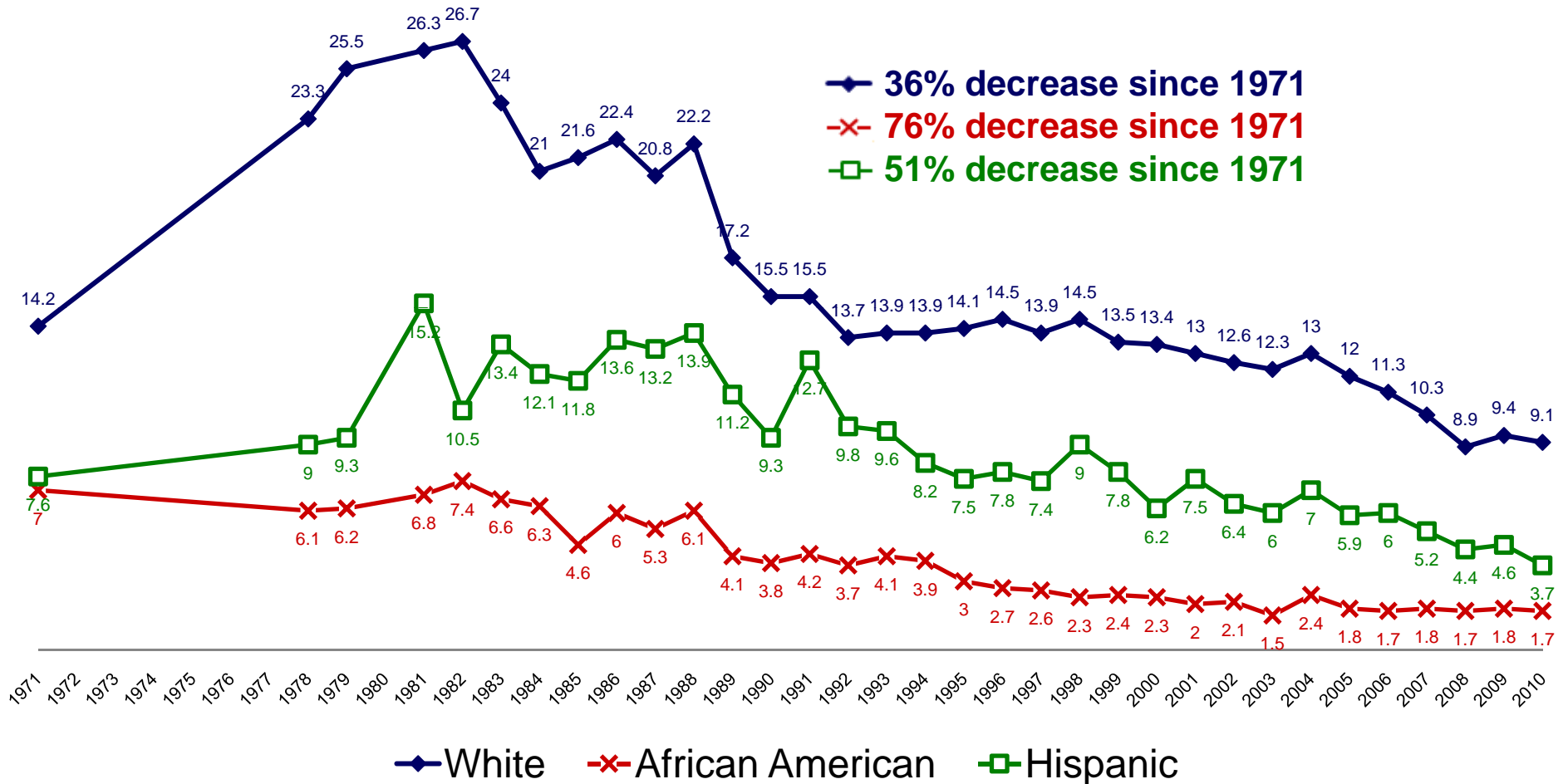
◆ White ✕ African American □ Hispanic

Source: The American Freshman Survey, sponsored by UCLA and conducted by the Higher Education Research Institute at UCLA's Graduate School of Education & Information Studies. The 2010 freshman norms are based on the responses of 201,818 first-time, full-time students at 279 of the nation's baccalaureate colleges and universities. The data have been statistically adjusted to reflect the responses of the 1.5 million first-time, full-time students entering four year colleges and universities as freshmen in 2010. Since 1966, the first year the survey was conducted, more than 15 million incoming first year students at 1,900 colleges and universities nationwide have participated. The CIRP Freshmen Survey is the largest and longest-running survey of American college students. <http://heri.ucla.edu/pr-display.php?prQry=55>

Note- 2010 African American sample size is 11,469. 2010 White sample size is 126,168.

Question: For the activities below, indicate which ones you did during the past year. If you engaged in an activity frequently, mark *Frequently*. If you engaged in an activity one or more times, but not frequently, mark *Occasionally*. Mark *Not at all* if you have not performed the activity during the past year. (Drank beer, Drank wine or liquor)

The American Freshmen Survey Percentage of College Freshmen Who Drank Beer Frequently



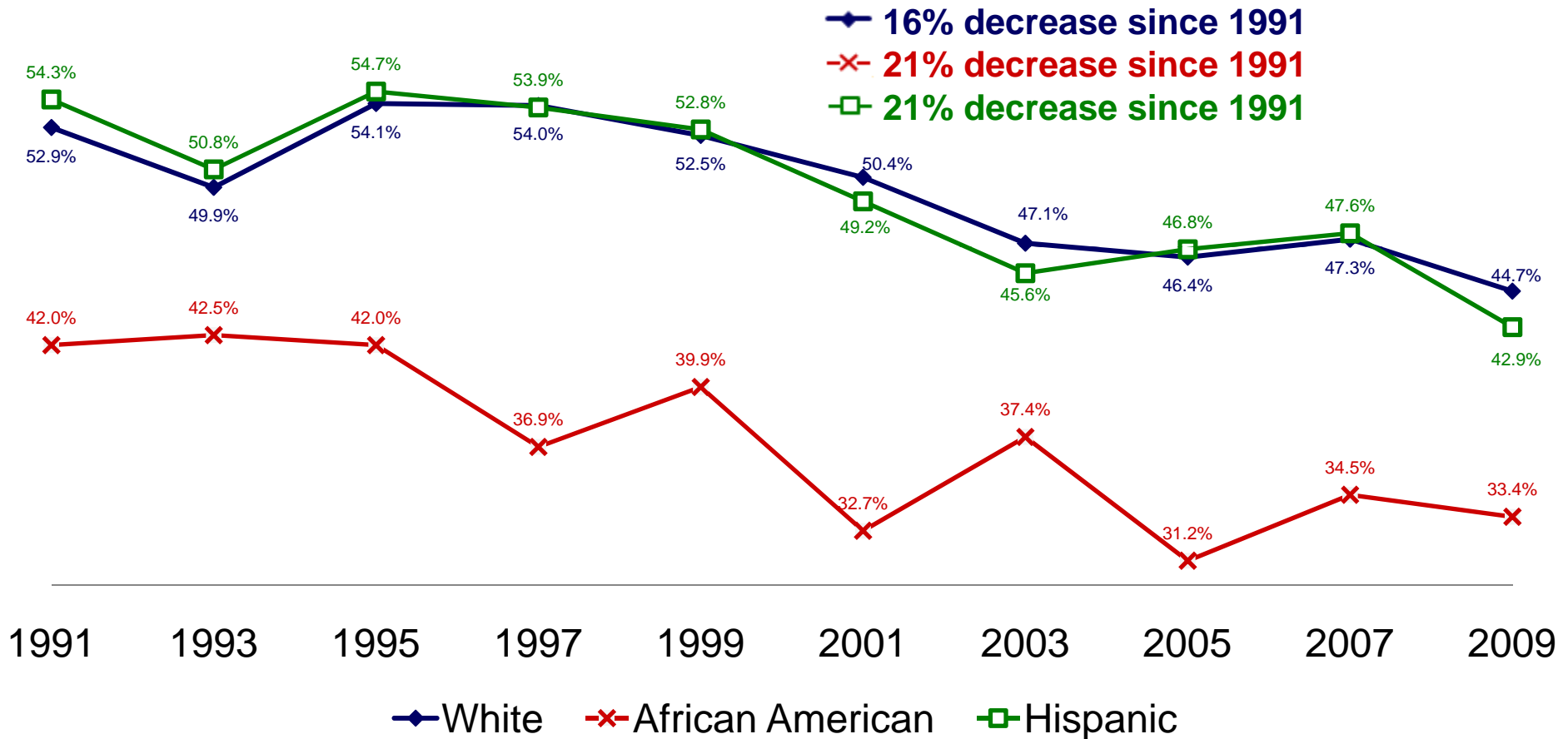
Source: The American Freshman Survey, sponsored by UCLA and conducted by the Higher Education Research Institute at UCLA's Graduate School of Education & Information Studies. The 2010 freshman norms are based on the responses of 201,818 first-time, full-time students at 279 of the nation's baccalaureate colleges and universities. The data have been statistically adjusted to reflect the responses of the 1.5 million first-time, full-time students entering four year colleges and universities as freshmen in 2010. Since 1966, the first year the survey was conducted, more than 15 million incoming first year students at 1,900 colleges and universities nationwide have participated. The CIRP Freshmen Survey is the largest and longest-running survey of American college students. <http://heri.ucla.edu/pr-display.php?prQry=55>

Note- 2010 African American sample size is 11,469. 2010 White sample size is 126,168.

Question: For the activities below, indicate which ones you did during the past year. If you engaged in an activity frequently, mark *Frequently*. If you engaged in an activity one or more times, but not frequently, mark *Occasionally*. Mark *Not at all* if you have not performed the activity during the past year. (Drank beer, Drank wine or liquor)

Centers For Disease Control Youth Risk Behavior Survey

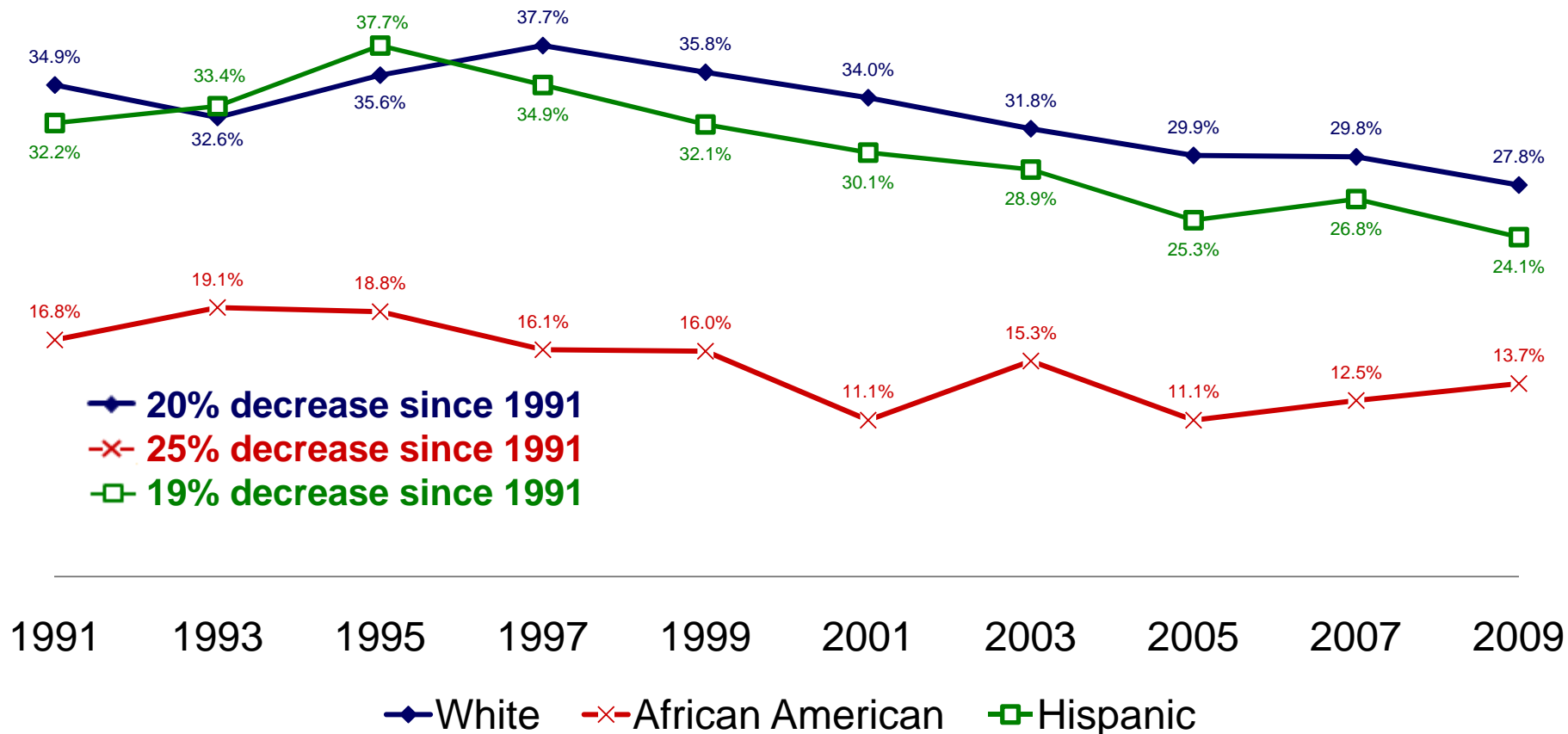
High School Students
Consumed At Least One Drink of Alcohol in the Past 30 Days



Source: Youth Risk Behavior Survey (YRBS), Centers for Disease Control and Prevention. The YRBS is an in-school survey of students in grades 9 through 12. Students completed self-administered questionnaires in their classrooms. In 2009, the national sample consisted of 16,460 responses from 158 schools. <http://www.cdc.gov/mmwr/pdf/ss/ss5905.pdf>
 Note to surveyed: This includes drinking beer, wine, wine coolers, and liquor such as rum, gin, vodka, or whiskey. For these questions, drinking alcohol does not include drinking a few sips of wine for religious purposes.
 Question: During the past 30 days, on how many days did you have at least one drink of alcohol? (0 days, 1 or 2 days, 3 to 5 days, 6 to 9 days, 10 to 19 days, 20 to 29 days, All 30 days)

Centers For Disease Control Youth Risk Behavior Survey

High School Students Consumed Five or More Drinks of Alcohol in a Row in the Past 30 Days*



Source: Youth Risk Behavior Survey (YRBS), Centers for Disease Control and Prevention. The YRBS is an in-school survey of students in grades 9 through 12. Students completed self-administered questionnaires in their classrooms. In 2009, the national sample consisted of 16,460 responses from 158 schools. <http://www.cdc.gov/mmwr/pdf/ss/ss5905.pdf>

*"in a row, that is, within a couple of hours on one or more of the past 30 days."

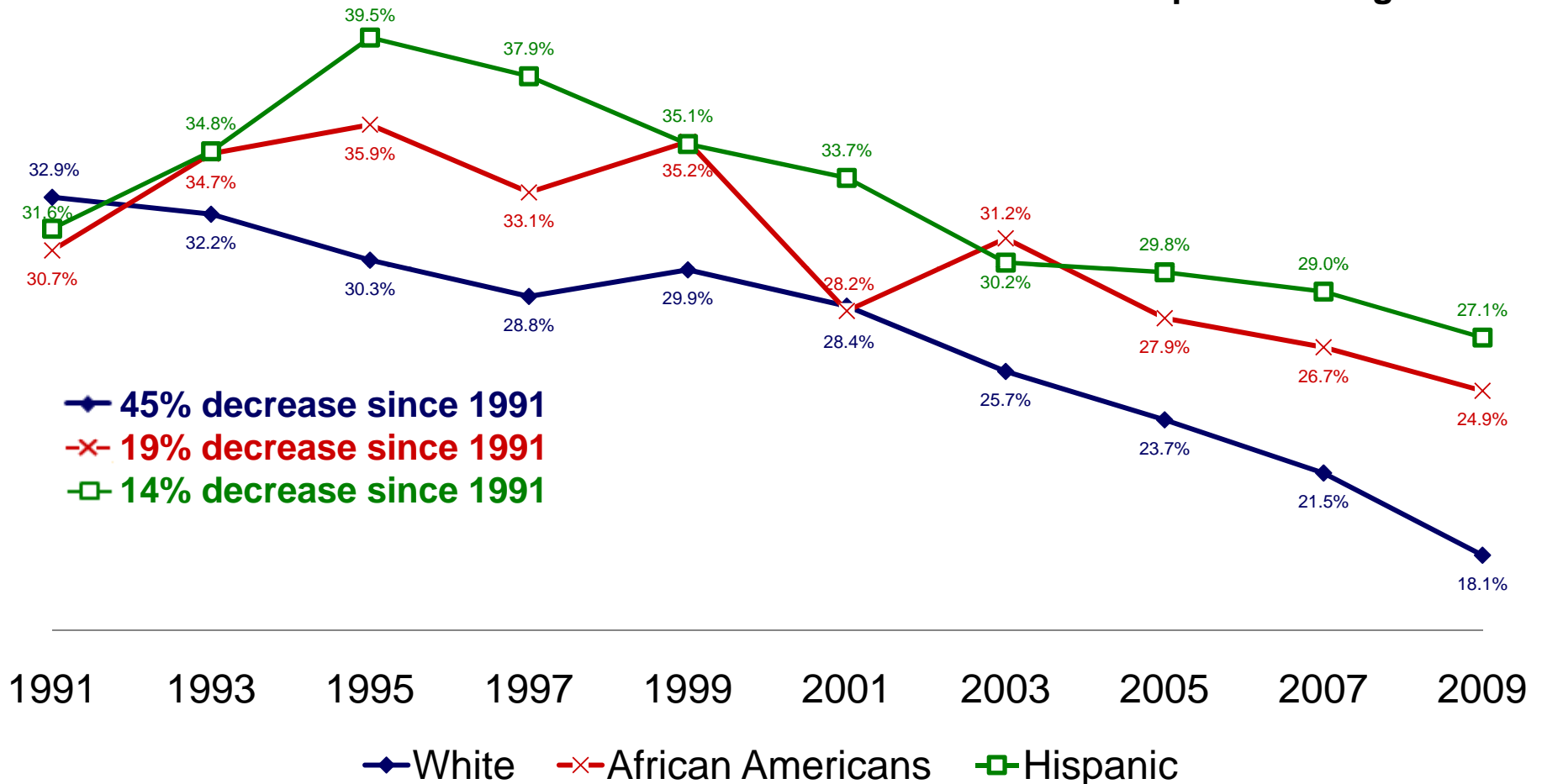
Note to surveyed: This includes drinking beer, wine, wine coolers, and liquor such as rum, gin, vodka, or whiskey. For these questions, drinking alcohol does not include drinking a few sips of wine for religious purposes.

Question: During the past 30 days, on how many days did you have 5 or more drinks of alcohol in a row, that is, within a couple of hours? (0 days, 1 day, 2 days, 3 to 5 days, 6 to 9 days, 10 to 19 days, 20 or more days)

Centers For Disease Control Youth Risk Behavior Survey

High School Students

Students Who Had Their First Drink of Alcohol Other Than a Few Sips Before Age 13

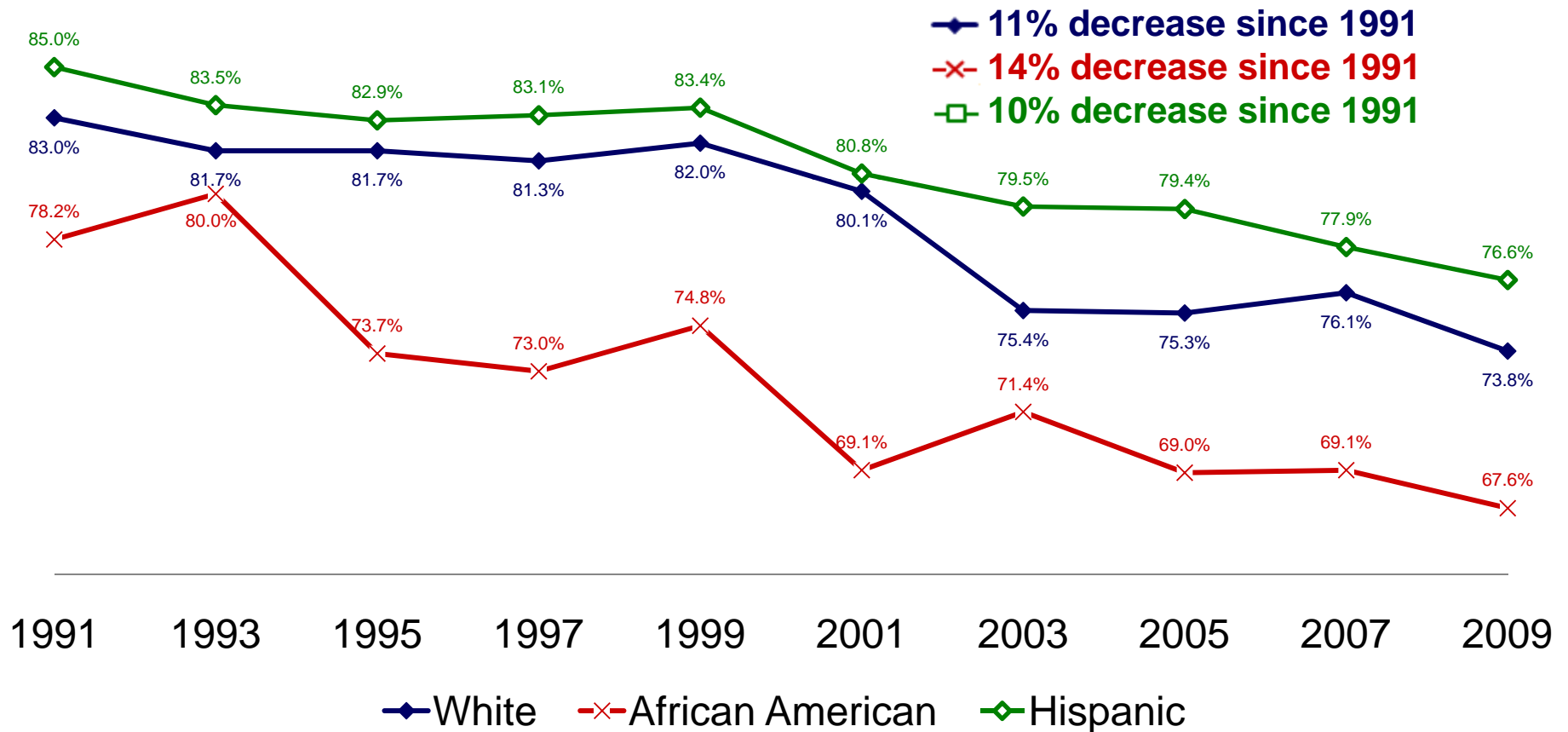


Source: Youth Risk Behavior Survey (YRBS), Centers for Disease Control and Prevention. The YRBS is an in-school survey of students in grades 9 through 12. Students completed self-administered questionnaires in their classrooms. In 2009, the national sample consisted of 16,460 responses from 158 schools. <http://www.cdc.gov/mmwr/pdf/ss/ss5905.pdf>
 Note to surveyed: This includes drinking beer, wine, wine coolers, and liquor such as rum, gin, vodka, or whiskey. For these questions, drinking alcohol does not include drinking a few sips of wine for religious purposes.
 Question: How old were you when you had your first drink of alcohol other than a few sips? (I have never had a drink of alcohol other than a few sips, 8 years old or younger, 9 or 10 years old, 11 or 12 years old, 13 or 14 years old, 15 or 16 years old, 17 years old or older)

Centers For Disease Control Youth Risk Behavior Survey

High School Students

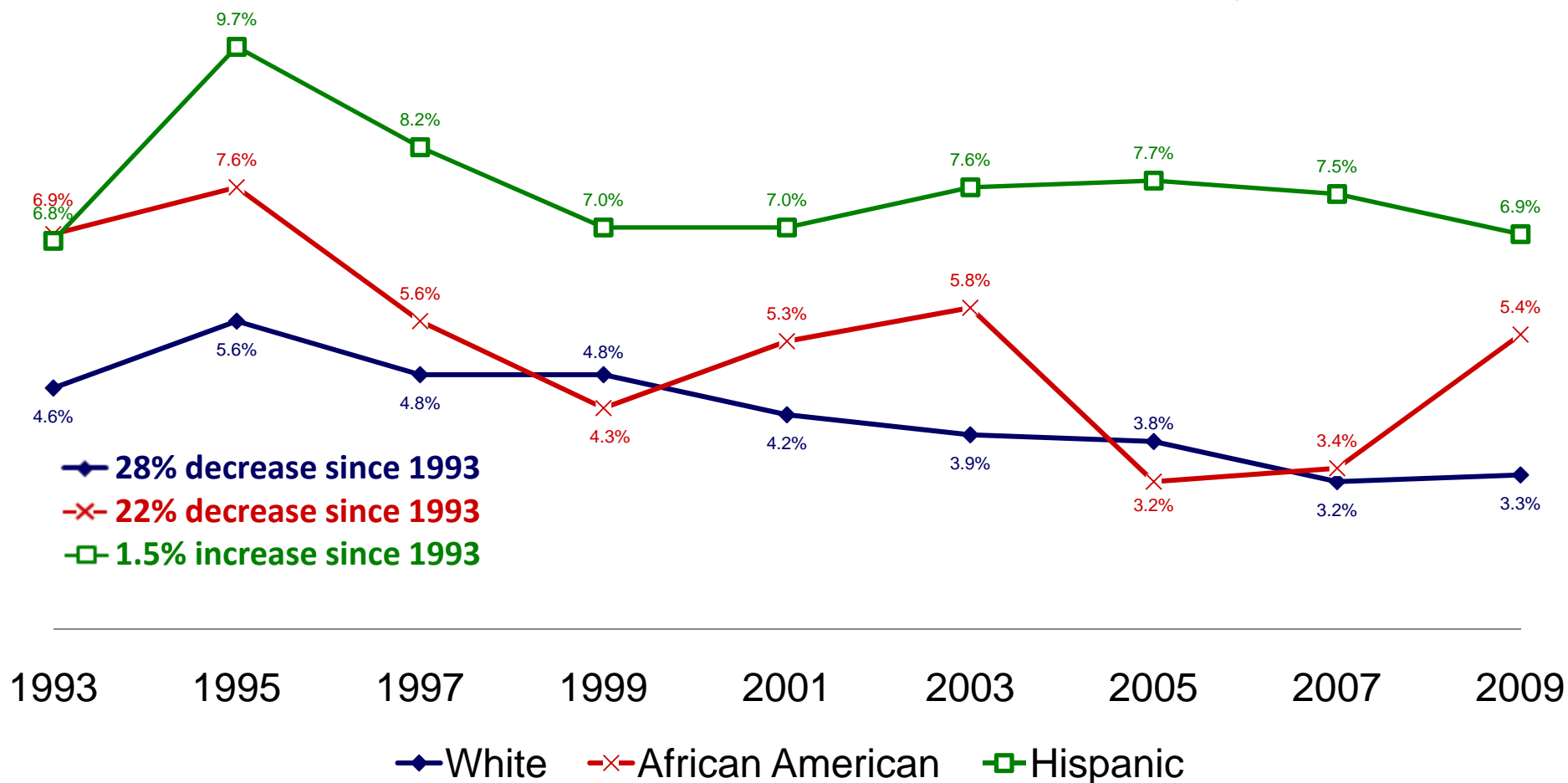
Consumed At Least One Drink of Alcohol on One or More Days During Their Life



Source: Youth Risk Behavior Survey (YRBS), Centers for Disease Control and Prevention. The YRBS is an in-school survey of students in grades 9 through 12. Students completed self-administered questionnaires in their classrooms. In 2009, the national sample consisted of 16,460 responses from 158 schools. <http://www.cdc.gov/mmwr/pdf/ss/ss5905.pdf>
 Note to surveyed: This includes drinking beer, wine, wine coolers, and liquor such as rum, gin, vodka, or whiskey. For these questions, drinking alcohol does not include drinking a few sips of wine for religious purposes.
 Question: During your life, on how many days have you had at least one drink of alcohol? (0 days, 1 or 2 days, 3 to 9 days, 10 to 19 days, 20 to 39 days, 40 to 99 days, 100 or more days)

Centers For Disease Control Youth Risk Behavior Survey

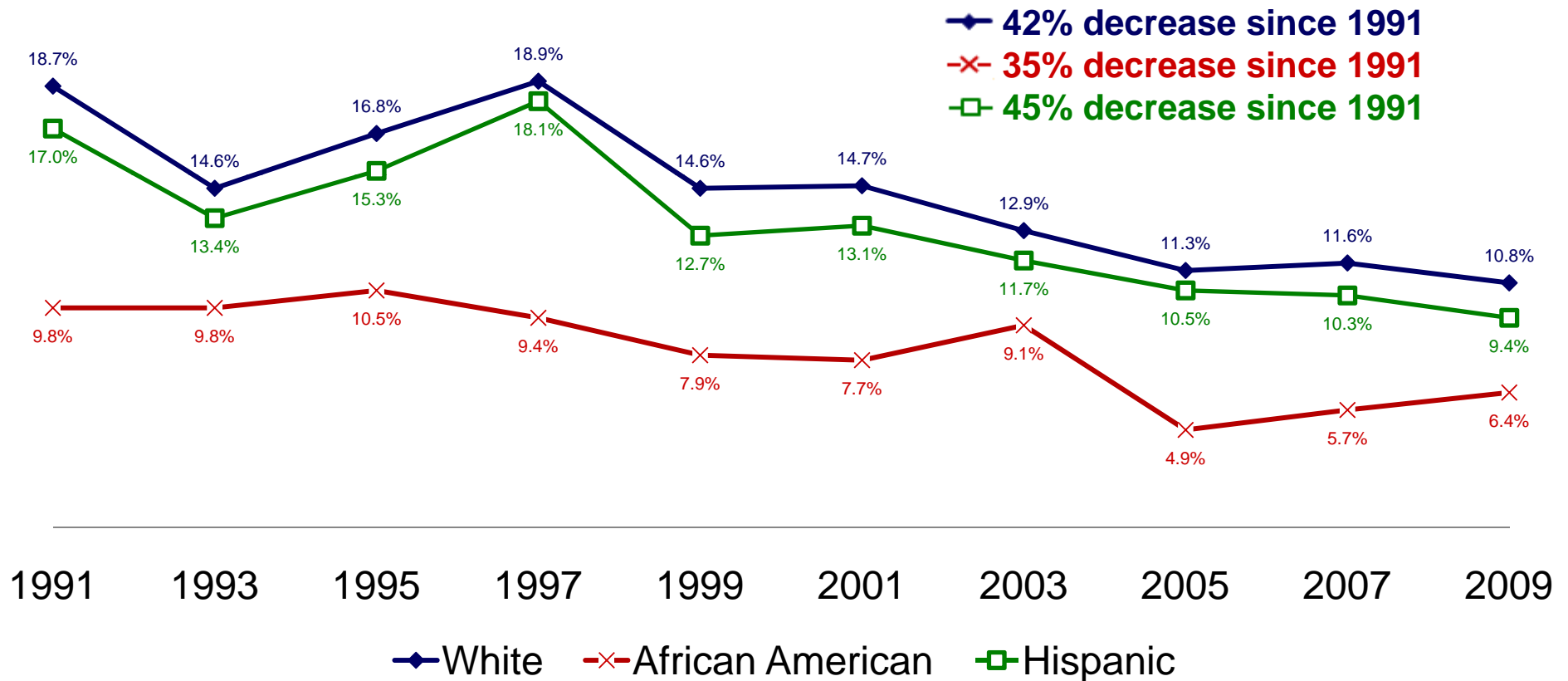
High School Students Had At Least One Drink Of Alcohol On School Property



Source: Youth Risk Behavior Survey (YRBS), Centers for Disease Control and Prevention. The YRBS is an in-school survey of students in grades 9 through 12. Students completed self-administered questionnaires in their classrooms. In 2009, the national sample consisted of 16,460 responses from 158 schools. <http://www.cdc.gov/mmwr/pdf/ss/ss5905.pdf>
 Note to surveyed: This includes drinking beer, wine, wine coolers, and liquor such as rum, gin, vodka, or whiskey. For these questions, drinking alcohol does not include drinking a few sips of wine for religious purposes.
 Question: During the past 30 days, on how many days did you have at least one drink of alcohol on school property? (0 days, 1 or 2 days, 3 to 5 days, 6 to 9 days, 10 to 19 days, 20 to 29 days, All 30 days)

Centers For Disease Control Youth Risk Behavior Survey

High School Students Drove A Car When They Had Been Drinking (Past 30 Days)



Source: Youth Risk Behavior Survey (YRBS), Centers for Disease Control and Prevention. The YRBS is an in-school survey of students in grades 9 through 12. Students completed self-administered questionnaires in their classrooms. In 2009, the national sample consisted of 16,460 responses from 158 schools. <http://www.cdc.gov/mmwr/pdf/ss/ss5905.pdf>

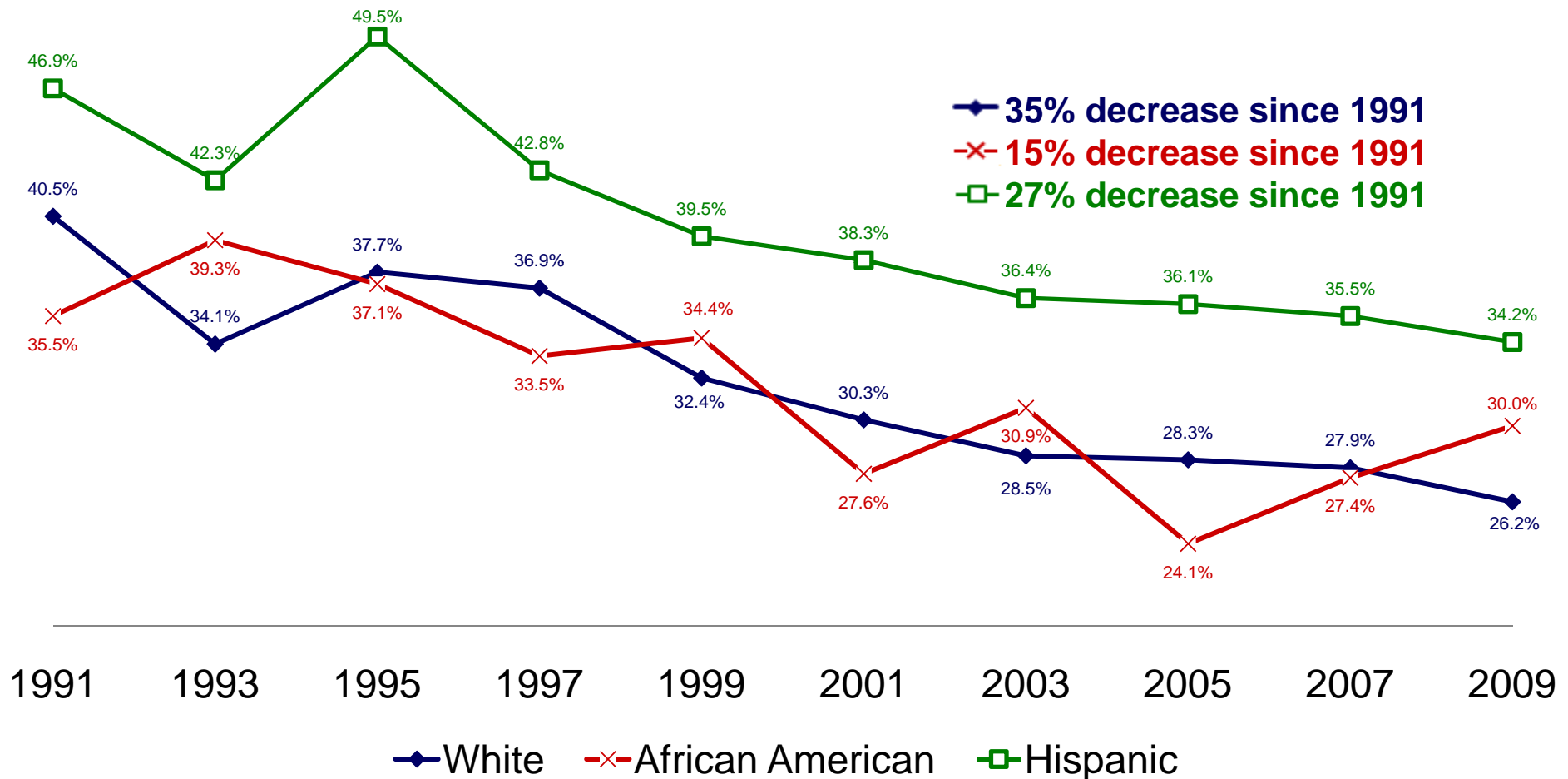
Note to surveyed: This includes drinking beer, wine, wine coolers, and liquor such as rum, gin, vodka, or whiskey. For these questions, drinking alcohol does not include drinking a few sips of wine for religious purposes.

Question: During the past 30 days, how many times did you drive a car or other vehicle when you had been drinking alcohol? (0 times, 1 time, 2 or 3 times, 4 or 5 times, 6 or more times)

Centers For Disease Control Youth Risk Behavior Survey

High School Students

Rode In A Car Driven By Someone Who Had Been Drinking (Past 30 Days)



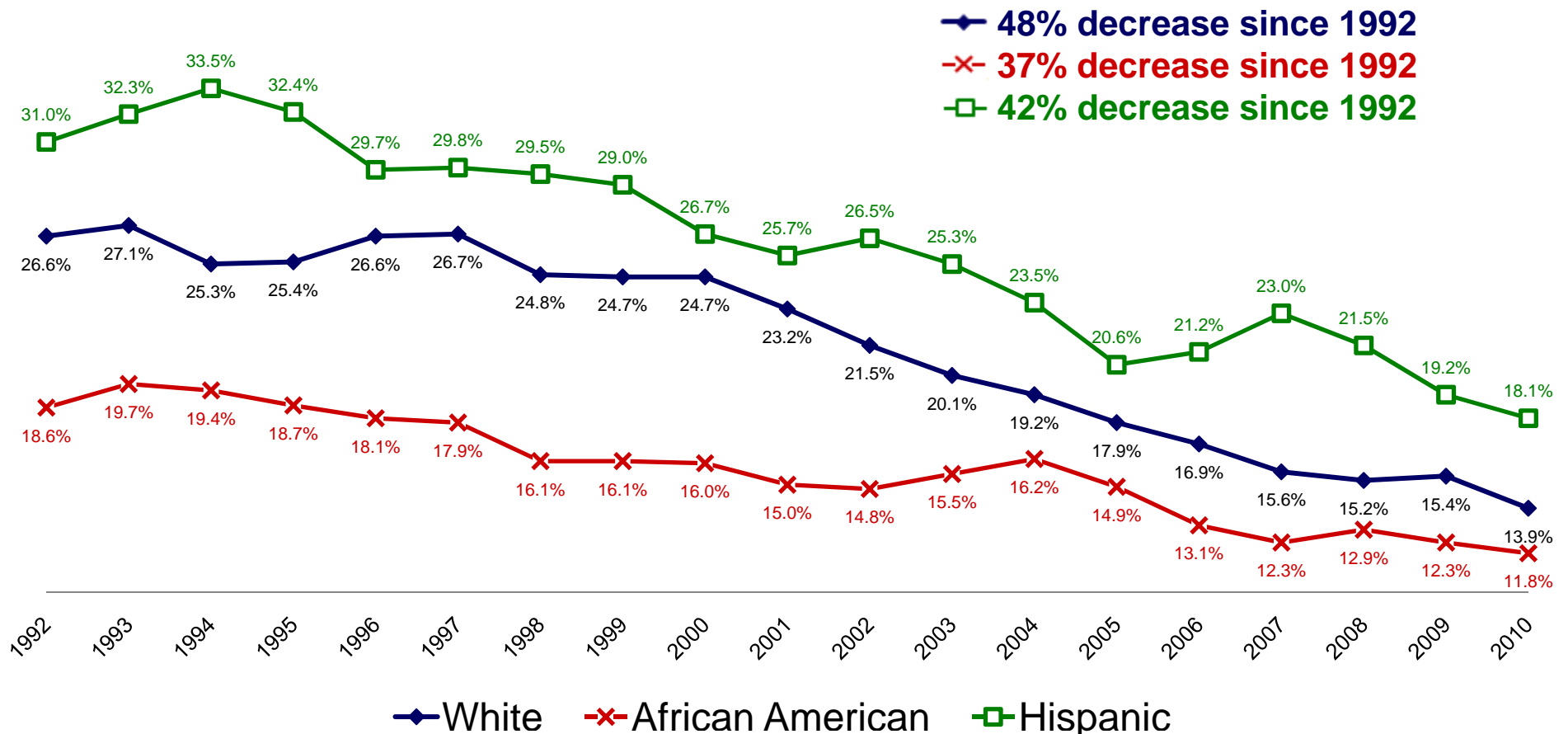
Source: Youth Risk Behavior Survey (YRBS), Centers for Disease Control and Prevention. The YRBS is an in-school survey of students in grades 9 through 12. Students completed self-administered questionnaires in their classrooms. In 2009, the national sample consisted of 16,460 responses from 158 schools. <http://www.cdc.gov/mmwr/pdf/ss/ss5905.pdf>

Note to surveyed: This includes drinking beer, wine, wine coolers, and liquor such as rum, gin, vodka, or whiskey. For these questions, drinking alcohol does not include drinking a few sips of wine for religious purposes.

Question: During the past 30 days, how many times did you ride in a car or other vehicle driven by someone who had been drinking alcohol? (0 times, 1 time, 2 or 3 times, 4 or 5 times, 6 or more times)

Monitoring the Future

Thirty-Day Prevalence for 8th Graders – Alcohol By Race



SOURCE: The Monitoring the Future Study, the University of Michigan. http://www.monitoringthefuture.org/pubs/monographs/mtf-vol1_2010.pdf Table D-73

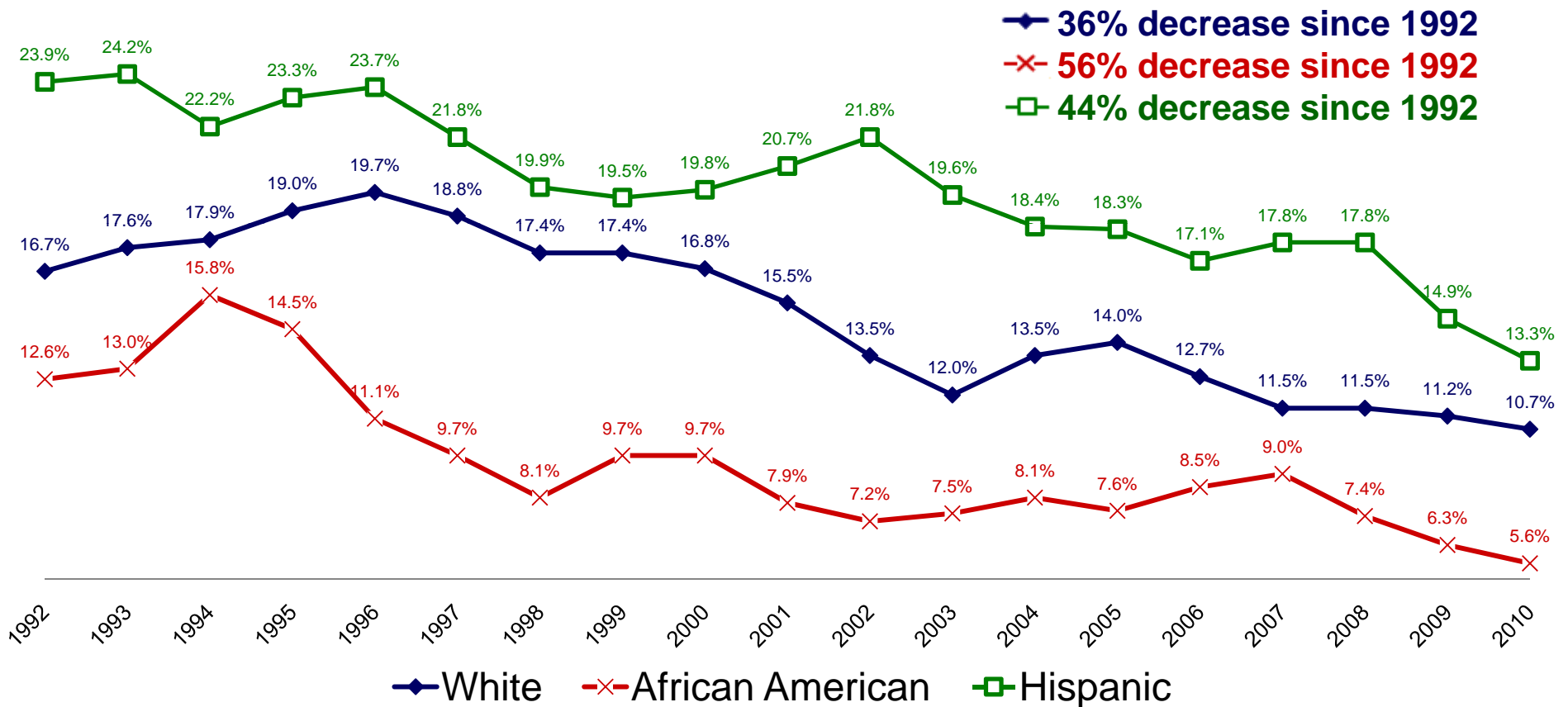
The sample sizes in 2010 are 15,769 eighth graders in 147 schools, 15,586 tenth graders in 123 schools, and 15,127 twelfth graders in 126 schools, for a total of 46,482 students in 396 secondary schools. The samples are drawn separately at each grade level to be representative of students in that grade in public and private secondary schools across the coterminous United States.

To derive percentages for each racial subgroup, data for the specified year and the previous year have been combined to increase subgroup sample sizes and thus provide more stable estimates.

Question: On how many occasions (if any) have you had alcohol to drink— more than just a few sips during the last 30 days? (0 Occasions, 1-2 Occasions, 3-5 Occasions, 6-9 Occasions, 10-19 Occasions, 20-39 Occasions, 40 or More)

Monitoring the Future

Thirty-Day Prevalence for 8th Graders – Beer By Race



SOURCE: The Monitoring the Future Study, the University of Michigan. http://www.monitoringthefuture.org/pubs/monographs/mtf-vol1_2010.pdf Table D-82

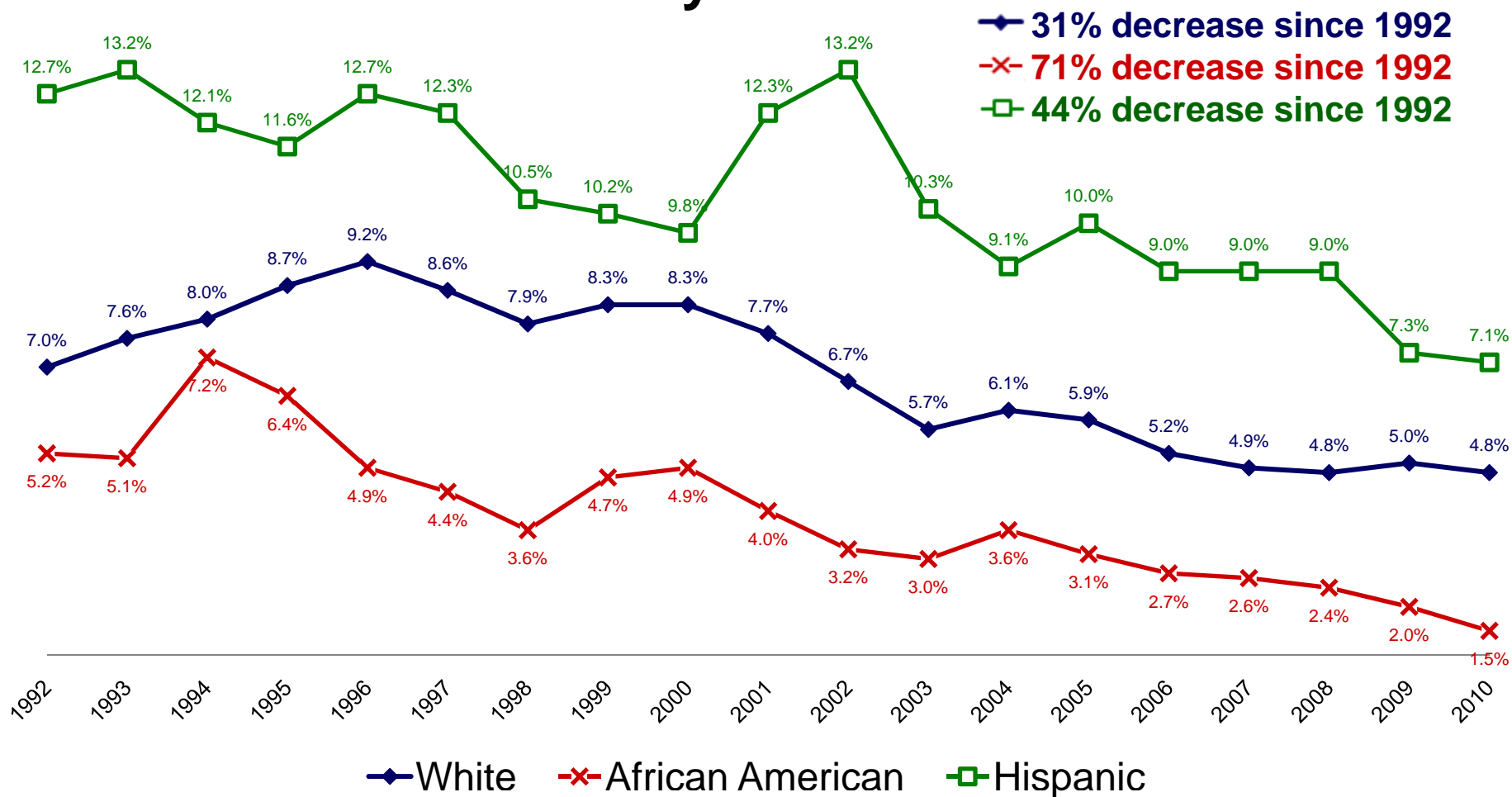
The sample sizes in 2010 are 15,769 eighth graders in 147 schools, 15,586 tenth graders in 123 schools, and 15,127 twelfth graders in 126 schools, for a total of 46,482 students in 396 secondary schools. The samples are drawn separately at each grade level to be representative of students in that grade in public and private secondary schools across the coterminous United States.

To derive percentages for each racial subgroup, data for the specified year and the previous year have been combined to increase subgroup sample sizes and thus provide more stable estimates.

Question: On how many occasions (if any) have you had beer to drink during the last 30 days? (0 Occasions, 1-2 Occasions, 3-5 Occasions, 6-9 Occasions, 10-19 Occasions, 20-39 Occasions, 40 or More)

Monitoring the Future

Two-Week Prevalence for 8th Graders 5+ Drinks in a Row – Beer By Race



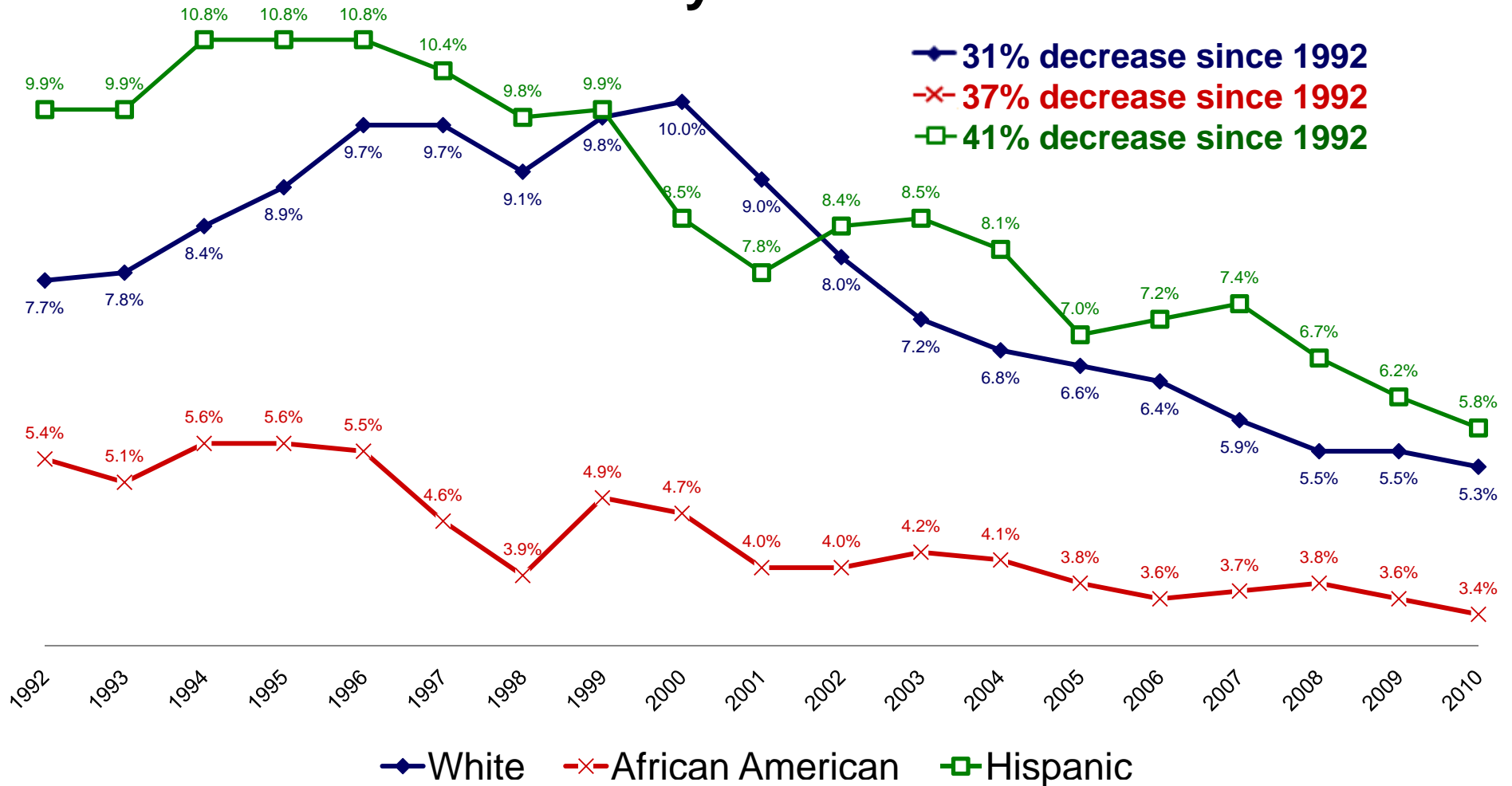
SOURCE: The Monitoring the Future Study, the University of Michigan. http://www.monitoringthefuture.org/pubs/monographs/mtf-vol1_2010.pdf Table D-85

The sample sizes in 2010 are 15,769 eighth graders in 147 schools, 15,586 tenth graders in 123 schools, and 15,127 twelfth graders in 126 schools, for a total of 46,482 students in 396 secondary schools. The samples are drawn separately at each grade level to be representative of students in that grade in public and private secondary schools across the coterminous United States. To derive percentages for each racial subgroup, data for the specified year and the previous year have been combined to increase subgroup sample sizes and thus provide more stable estimates.

Question: Think back over the last two weeks. How many times have you had five or more 12-ounce cans of beer (or the equivalent) in a row? (None, Once, Twice, 3 to 5 times, 6 to 9 times, 10 or more times)

Monitoring the Future

Thirty-Day Prevalence for 8th Graders – Been Drunk By Race



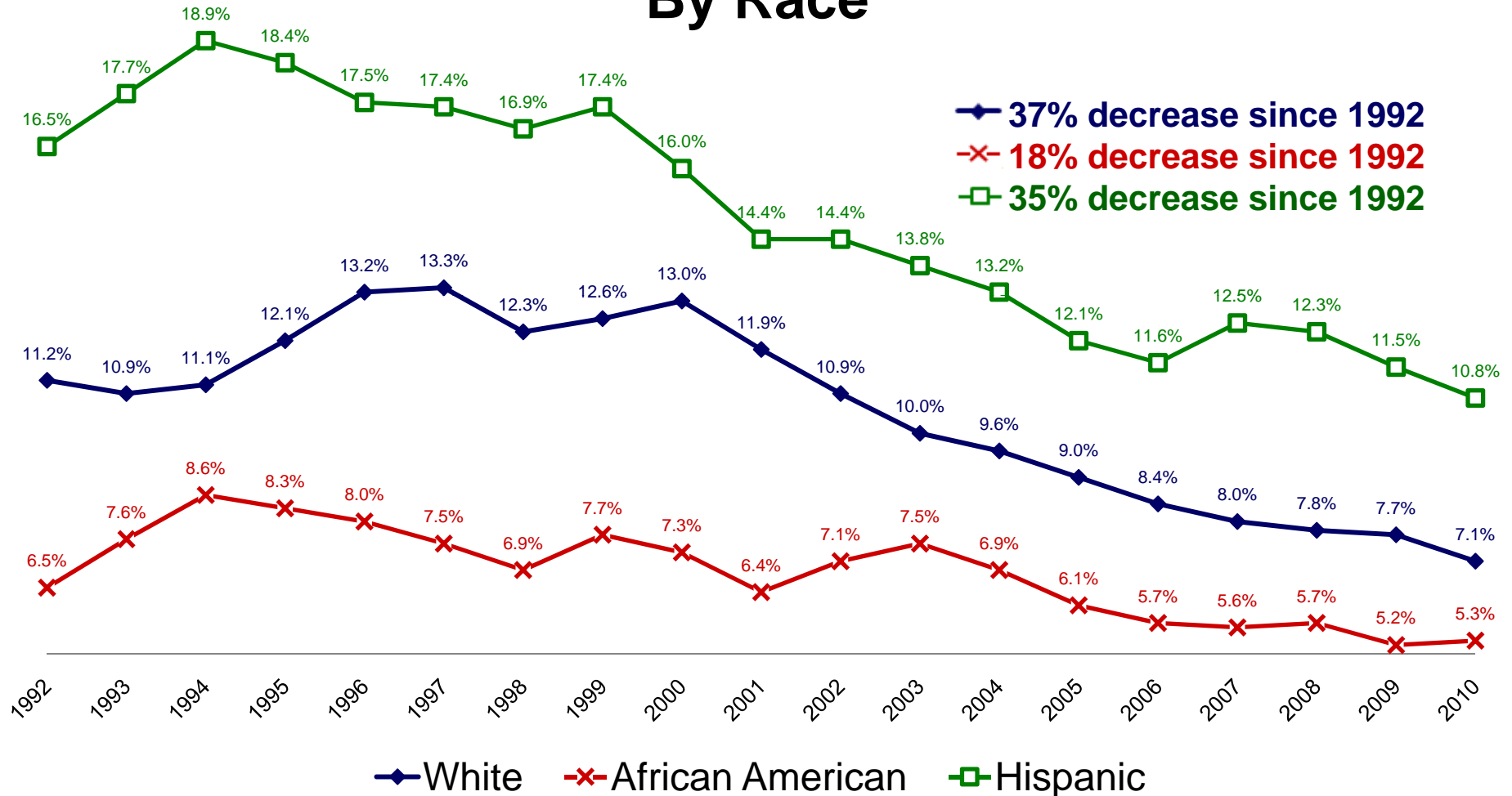
SOURCE: The Monitoring the Future Study, the University of Michigan. http://www.monitoringthefuture.org/pubs/monographs/mtf-vol1_2010.pdf Table D-76

The sample sizes in 2010 are 15,769 eighth graders in 147 schools, 15,586 tenth graders in 123 schools, and 15,127 twelfth graders in 126 schools, for a total of 46,482 students in 396 secondary schools. The samples are drawn separately at each grade level to be representative of students in that grade in public and private secondary schools across the coterminous United States. To derive percentages for each racial subgroup, data for the specified year and the previous year have been combined to increase subgroup sample sizes and thus provide more stable estimates.

Question: On how many occasions (if any) have you been drunk or very high from drinking alcoholic beverages during the last 30 days? (0 Occasions, 1-2 Occasions, 3-5 Occasions, 6-9 Occasions, 10-19 Occasions, 20-39 Occasions, 40 or More)

Monitoring the Future

Two-Week Prevalence for 8th Graders 5+ Drinks in a Row – Alcohol By Race



SOURCE: The Monitoring the Future Study, the University of Michigan. http://www.monitoringthefuture.org/pubs/monographs/mtf-vol1_2010.pdf Table D-79

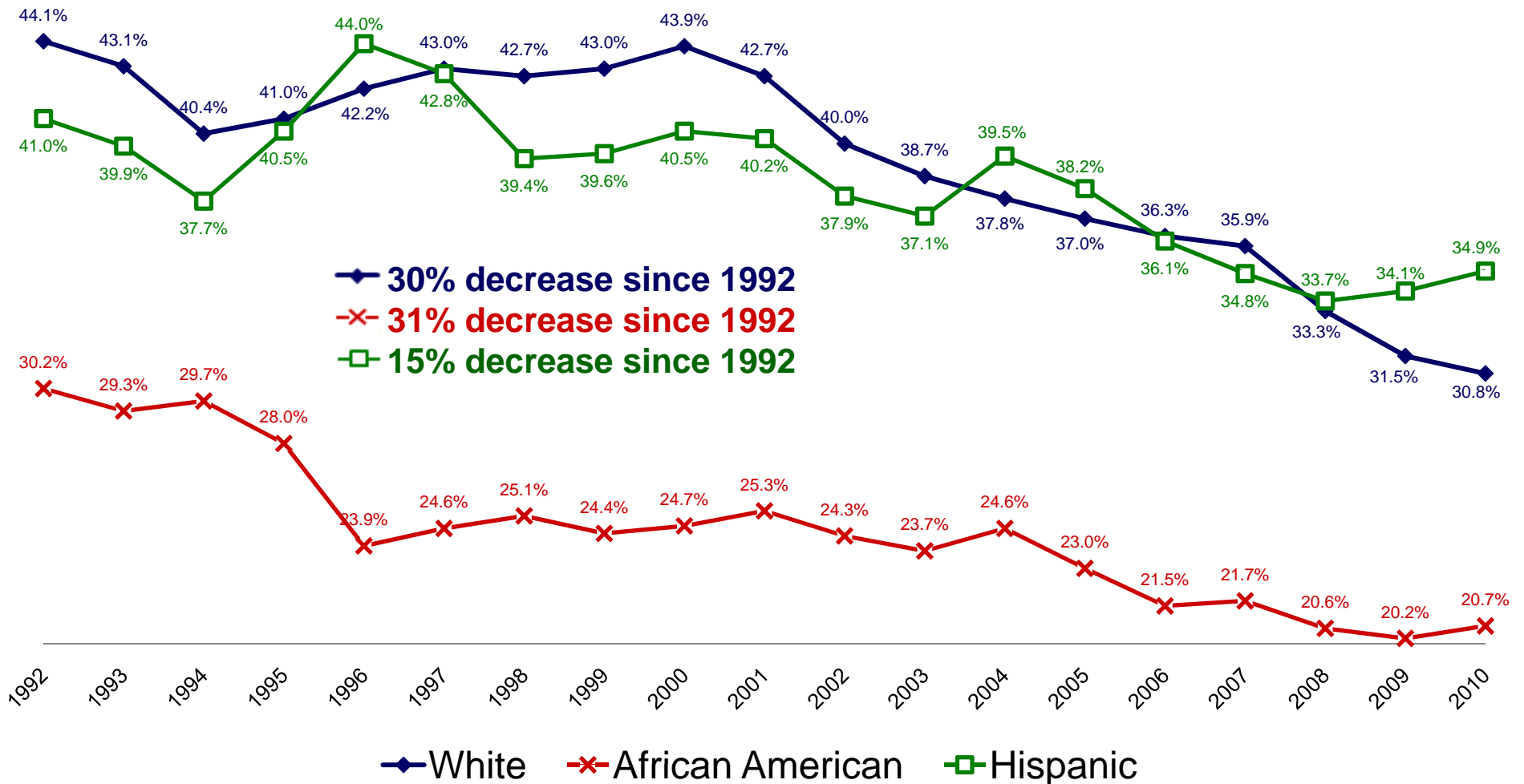
The sample sizes in 2010 are 15,769 eighth graders in 147 schools, 15,586 tenth graders in 123 schools, and 15,127 twelfth graders in 126 schools, for a total of 46,482 students in 396 secondary schools. The samples are drawn separately at each grade level to be representative of students in that grade in public and private secondary schools across the coterminous United States. To derive percentages for each racial subgroup, data for the specified year and the previous year have been combined to increase subgroup sample sizes and thus provide more stable estimates.

Question: Think back over the last two weeks. How many times have you had five or more drinks in a row? (None, Once, Twice, 3 to 5 times, 6 to 9 times, 10 or more times)

Monitoring the Future

Thirty-Day Prevalence for 10th Graders – Alcohol

By Race



SOURCE: The Monitoring the Future Study, the University of Michigan. http://www.monitoringthefuture.org/pubs/monographs/mtf-vol1_2010.pdf Table D-74

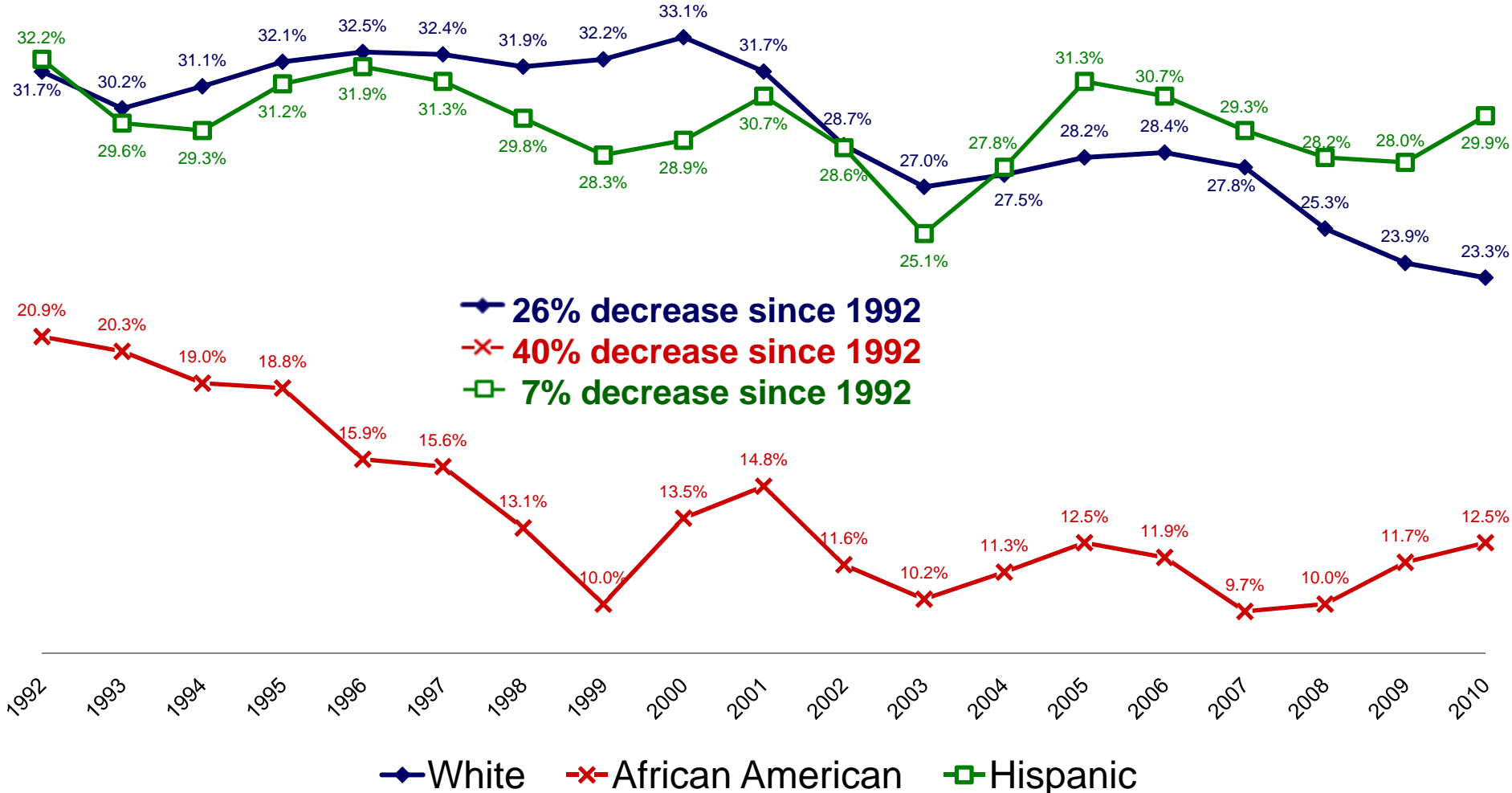
The sample sizes in 2010 are 15,769 eighth graders in 147 schools, 15,586 tenth graders in 123 schools, and 15,127 twelfth graders in 126 schools, for a total of 46,482 students in 396 secondary schools. The samples are drawn separately at each grade level to be representative of students in that grade in public and private secondary schools across the coterminous United States. To derive percentages for each racial subgroup, data for the specified year and the previous year have been combined to increase subgroup sample sizes and thus provide more stable estimates.

Question: On how many occasions (if any) have you had alcohol to drink— more than just a few sips during the last 30 days? (0 Occasions, 1-2 Occasions, 3-5 Occasions, 6-9 Occasions, 10-19 Occasions, 20-39 Occasions, 40 or More)

Monitoring the Future

Thirty-Day Prevalence for 10th Graders – Beer

By Race



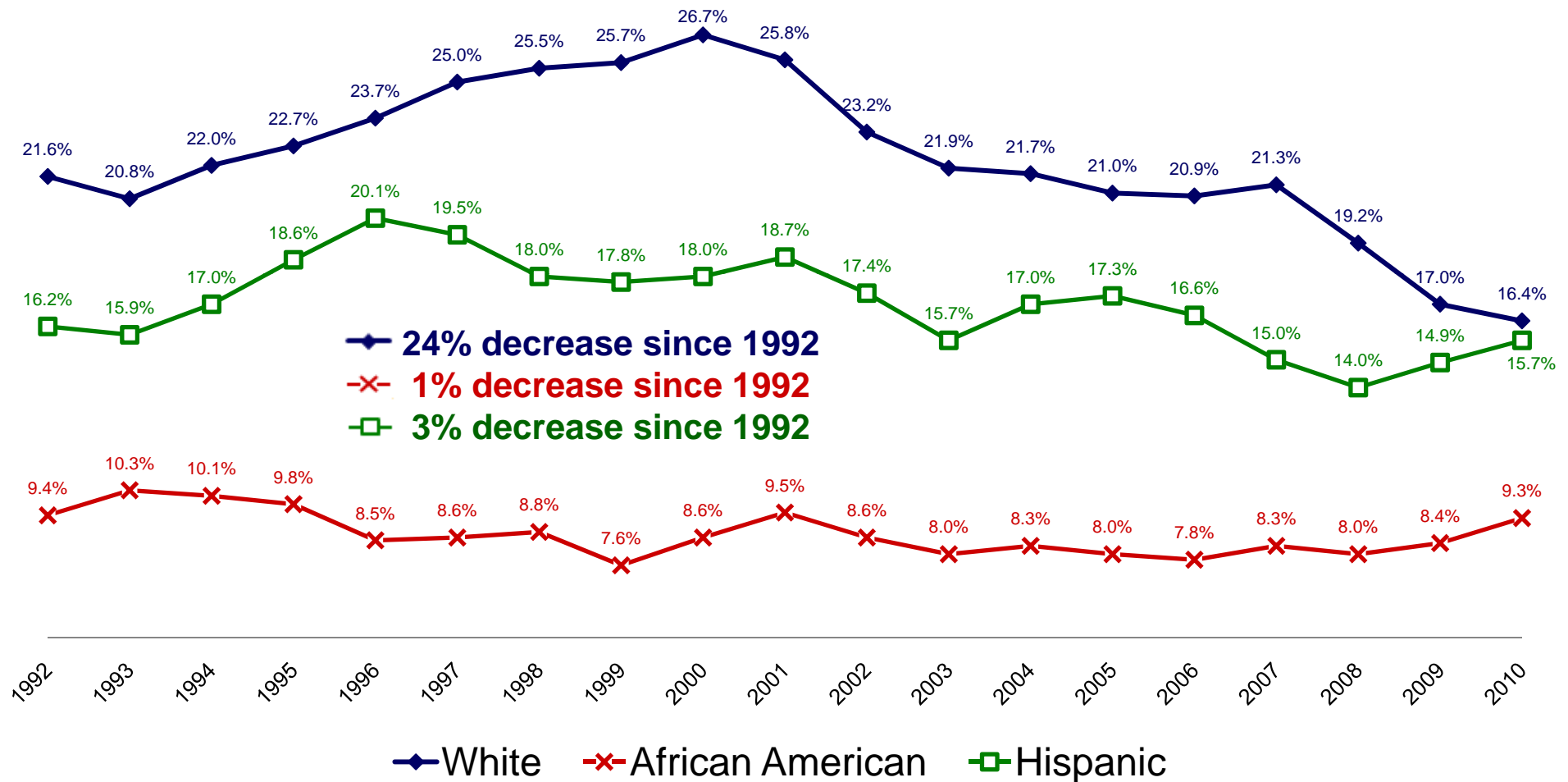
SOURCE: The Monitoring the Future Study, the University of Michigan. http://www.monitoringthefuture.org/pubs/monographs/mtf-vol1_2010.pdf Table D-83

The sample sizes in 2010 are 15,769 eighth graders in 147 schools, 15,586 tenth graders in 123 schools, and 15,127 twelfth graders in 126 schools, for a total of 46,482 students in 396 secondary schools. The samples are drawn separately at each grade level to be representative of students in that grade in public and private secondary schools across the coterminous United States. To derive percentages for each racial subgroup, data for the specified year and the previous year have been combined to increase subgroup sample sizes and thus provide more stable estimates.

Question: On how many occasions (if any) have you had beer to drink during the last 30 days? (0 Occasions, 1-2 Occasions, 3-5 Occasions, 6-9 Occasions, 10-19 Occasions, 20-39 Occasions, 40 or More)

Monitoring the Future

Thirty-Day Prevalence for 10th Graders – Been Drunk By Race



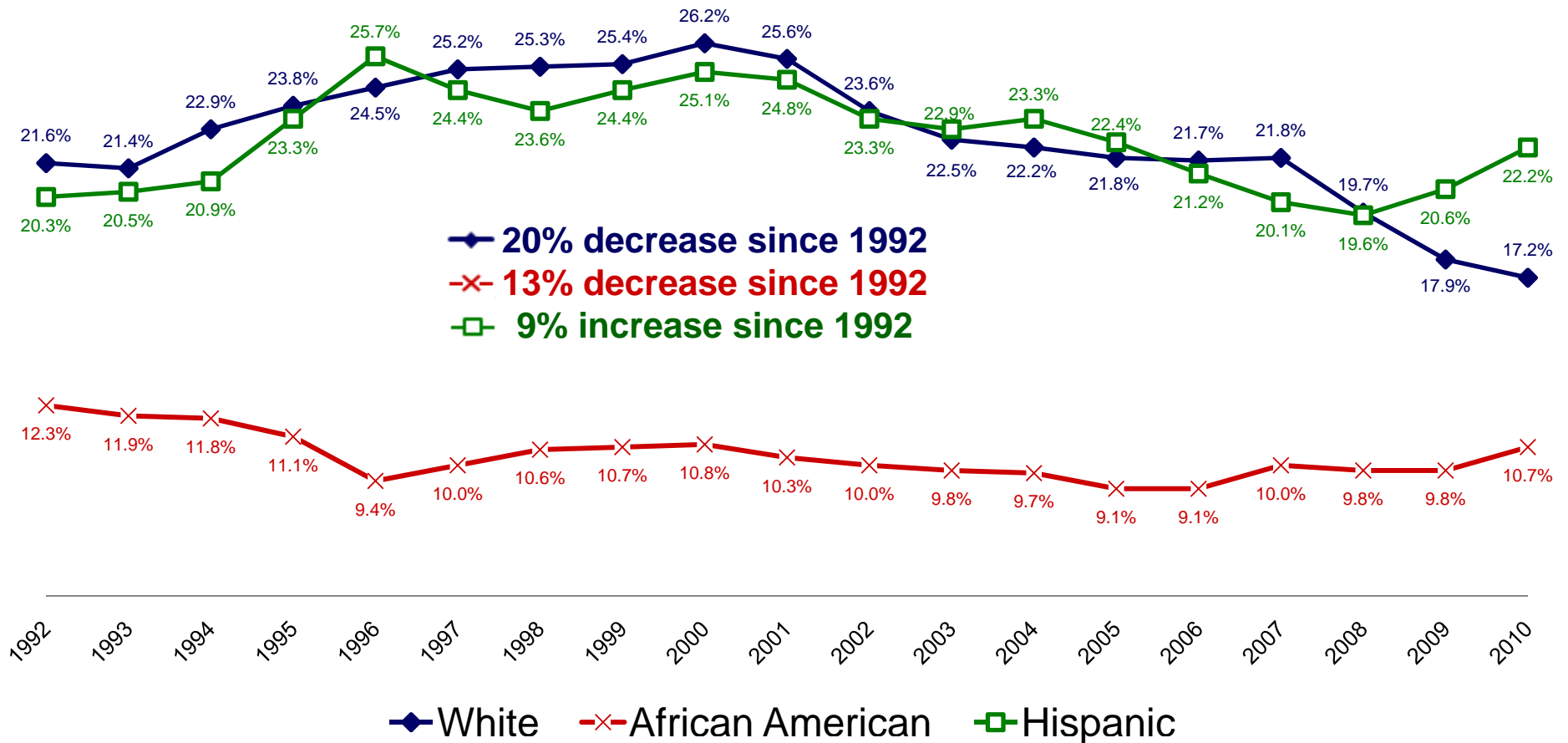
SOURCE: The Monitoring the Future Study, the University of Michigan. http://www.monitoringthefuture.org/pubs/monographs/mtf-vol1_2010.pdf Table D-77

The sample sizes in 2010 are 15,769 eighth graders in 147 schools, 15,586 tenth graders in 123 schools, and 15,127 twelfth graders in 126 schools, for a total of 46,482 students in 396 secondary schools. The samples are drawn separately at each grade level to be representative of students in that grade in public and private secondary schools across the coterminous United States. To derive percentages for each racial subgroup, data for the specified year and the previous year have been combined to increase subgroup sample sizes and thus provide more stable estimates.

Question: On how many occasions (if any) have you been drunk or very high from drinking alcoholic beverages during the last 30 days? (0 Occasions, 1-2 Occasions, 3-5 Occasions, 6-9 Occasions, 10-19 Occasions, 20-39 Occasions, 40 or More)

Monitoring the Future

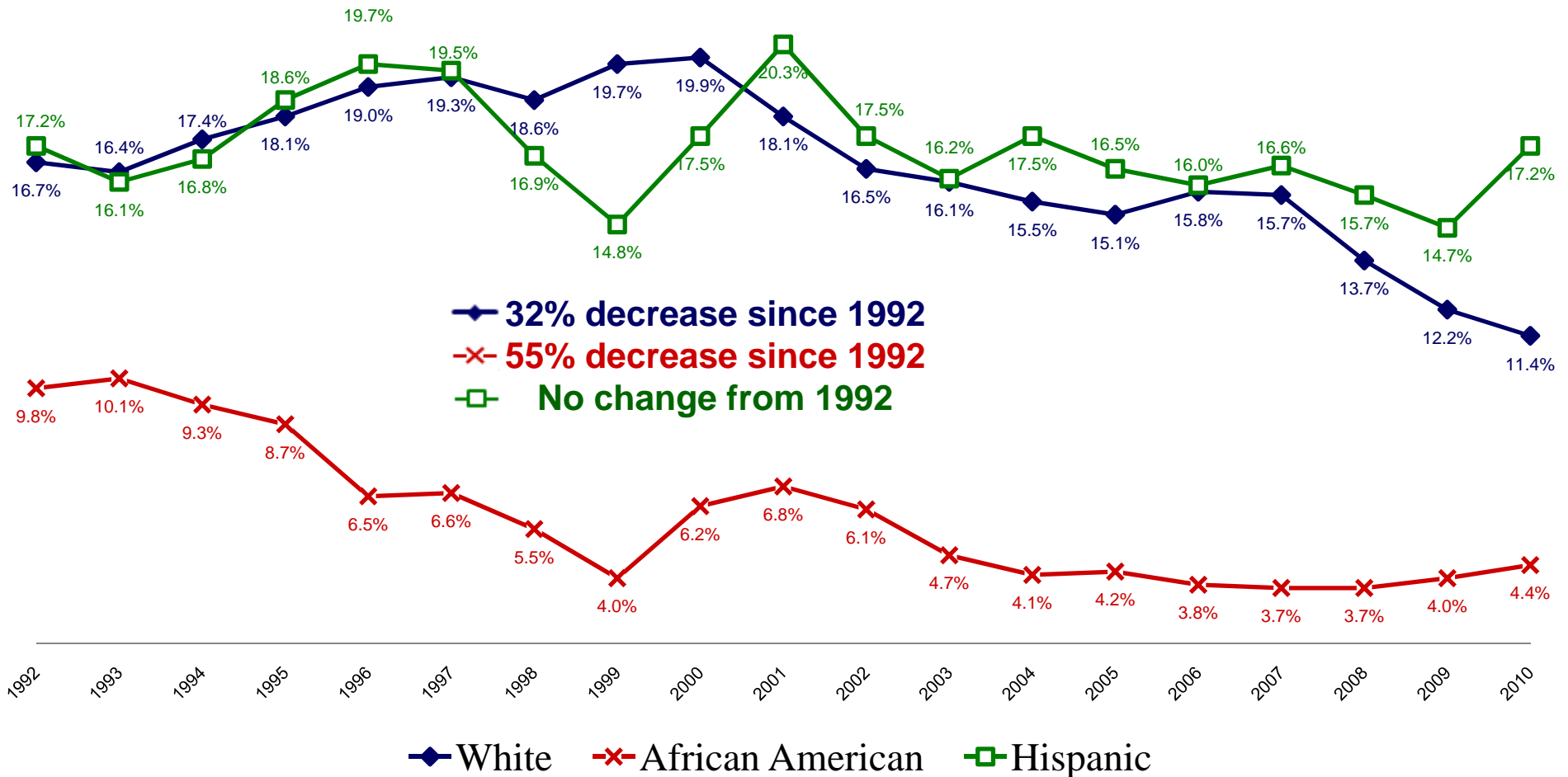
Two-Week Prevalence for 10th Graders 5+ Drinks in a Row – Alcohol By Race



SOURCE: The Monitoring the Future Study, the University of Michigan. http://www.monitoringthefuture.org/pubs/monographs/mtf-vol1_2010.pdf Table D-80
 The sample sizes in 2010 are 15,769 eighth graders in 147 schools, 15,586 tenth graders in 123 schools, and 15,127 twelfth graders in 126 schools, for a total of 46,482 students in 396 secondary schools. The samples are drawn separately at each grade level to be representative of students in that grade in public and private secondary schools across the coterminous United States. To derive percentages for each racial subgroup, data for the specified year and the previous year have been combined to increase subgroup sample sizes and thus provide more stable estimates.
 Question: Think back over the last two weeks. How many times have you had five or more drinks in a row? (None, Once, Twice, 3 to 5 times, 6 to 9 times, 10 or more times)

Monitoring the Future

Two-Week Prevalence for 10th Graders 5+ Drinks in a Row – Beer By Race



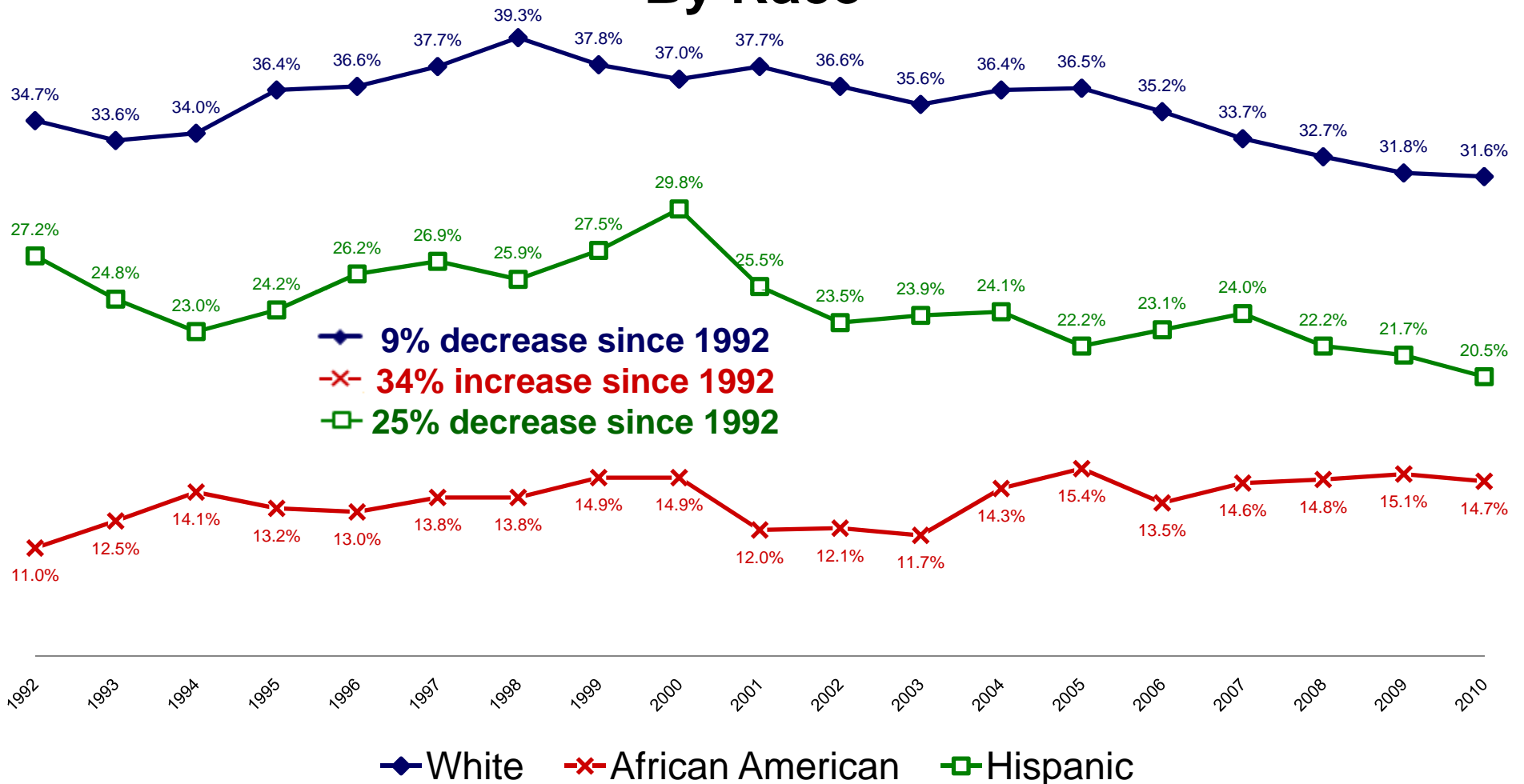
SOURCE: The Monitoring the Future Study, the University of Michigan. http://www.monitoringthefuture.org/pubs/monographs/mtf-vol1_2010.pdf Table D-86

The sample sizes in 2010 are 15,769 eighth graders in 147 schools, 15,586 tenth graders in 123 schools, and 15,127 twelfth graders in 126 schools, for a total of 46,482 students in 396 secondary schools. The samples are drawn separately at each grade level to be representative of students in that grade in public and private secondary schools across the coterminous United States. To derive percentages for each racial subgroup, data for the specified year and the previous year have been combined to increase subgroup sample sizes and thus provide more stable estimates.

Question: Think back over the last two weeks. How many times have you had five or more 12-ounce cans of beer (or the equivalent) in a row? (None, Once, Twice, 3 to 5 times, 6 to 9 times, 10 or more times)

Monitoring the Future

Thirty-Day Prevalence for 12th Graders – Been Drunk By Race



SOURCE: The Monitoring the Future Study, the University of Michigan. http://www.monitoringthefuture.org/pubs/monographs/mtf-vol1_2010.pdf Table D-78

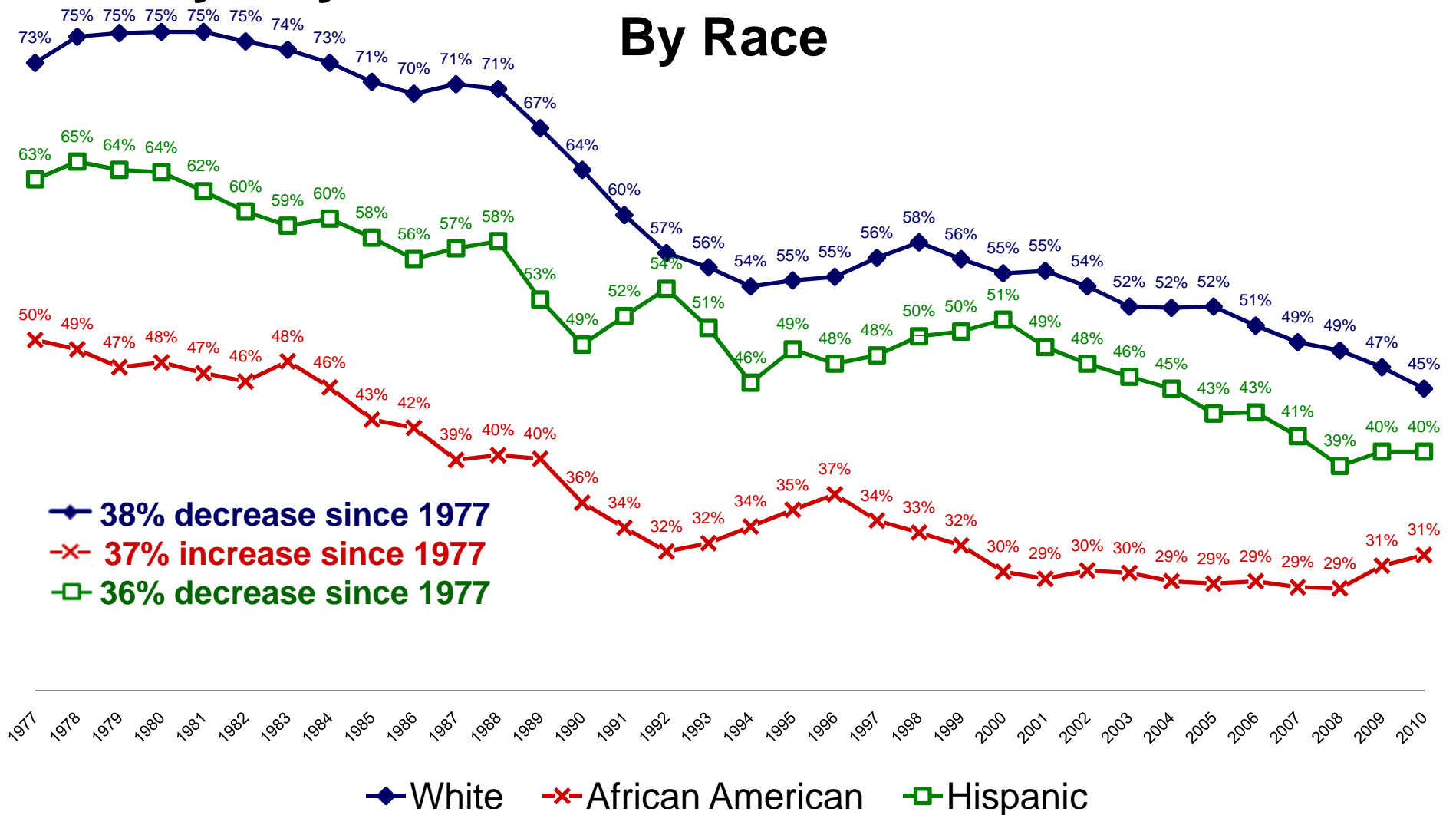
The sample sizes in 2010 are 15,769 eighth graders in 147 schools, 15,586 tenth graders in 123 schools, and 15,127 twelfth graders in 126 schools, for a total of 46,482 students in 396 secondary schools. The samples are drawn separately at each grade level to be representative of students in that grade in public and private secondary schools across the coterminous United States. To derive percentages for each racial subgroup, data for the specified year and the previous year have been combined to increase subgroup sample sizes and thus provide more stable estimates.

Question: On how many occasions (if any) have you been drunk or very high from drinking alcoholic beverages during the last 30 days? (0 Occasions, 1-2 Occasions, 3-5 Occasions, 6-9 Occasions, 10-19 Occasions, 20-39 Occasions, 40 or More)

Monitoring the Future

Thirty-Day Prevalence for 12th Graders – Alcohol

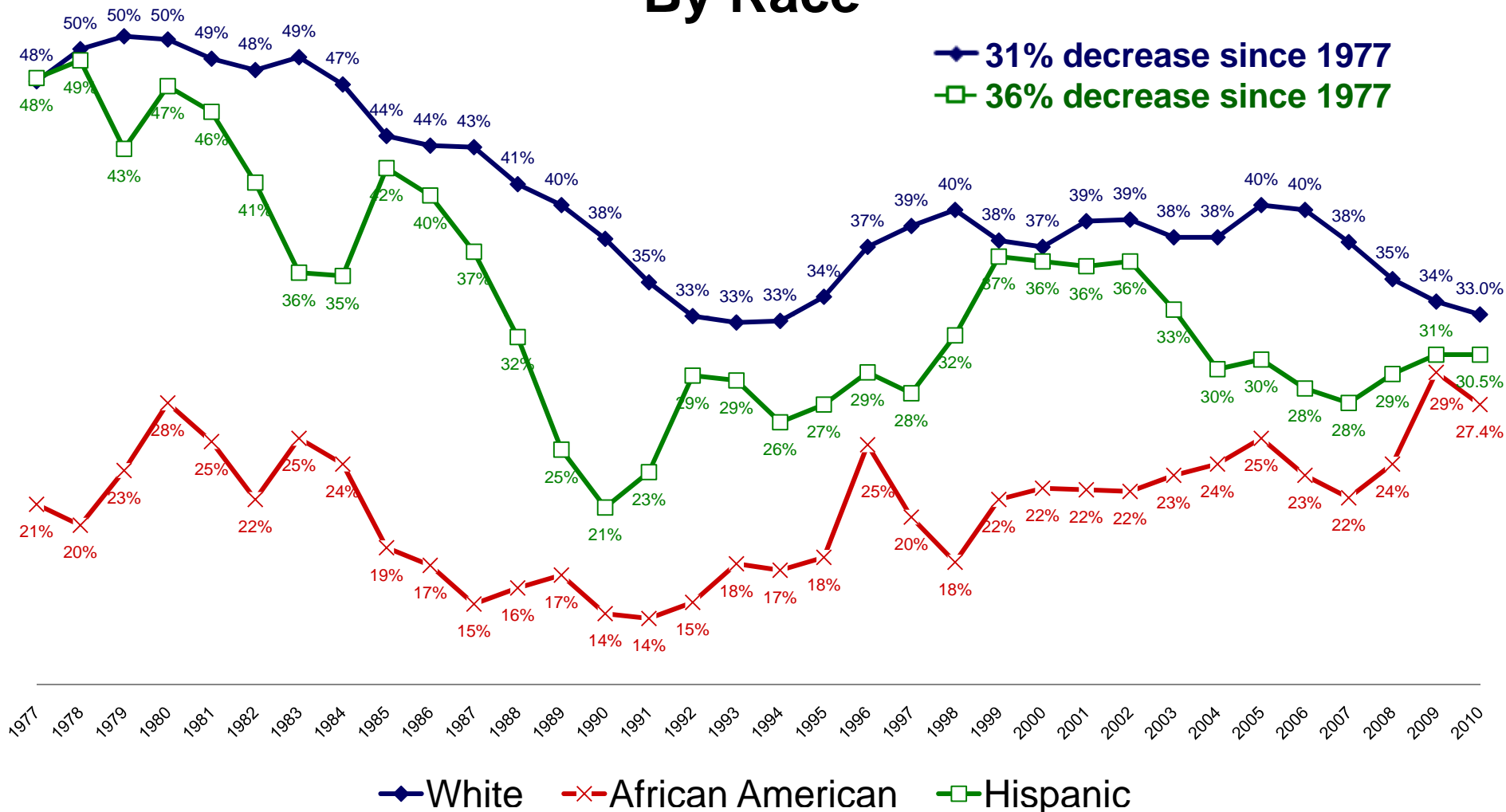
By Race



SOURCE: The Monitoring the Future Study, the University of Michigan. http://www.monitoringthefuture.org/pubs/monographs/mtf-vol1_2010.pdf Table D-75
 The sample sizes in 2010 are 15,769 eighth graders in 147 schools, 15,586 tenth graders in 123 schools, and 15,127 twelfth graders in 126 schools, for a total of 46,482 students in 396 secondary schools. The samples are drawn separately at each grade level to be representative of students in that grade in public and private secondary schools across the coterminous United States. To derive percentages for each racial subgroup, data for the specified year and the previous year have been combined to increase subgroup sample sizes and thus provide more stable estimates.
 Question: On how many occasions (if any) have you had alcohol to drink— more than just a few sips during the last 30 days? (0 Occasions, 1-2 Occasions, 3-5 Occasions, 6-9 Occasions, 10-19 Occasions, 20-39 Occasions, 40 or More)

Monitoring the Future

Thirty-Day Prevalence for 12th Graders – Liquor By Race



SOURCE: The Monitoring the Future Study, the University of Michigan. http://www.monitoringthefuture.org/pubs/monographs/mtf-vol1_2010.pdf Table D-88

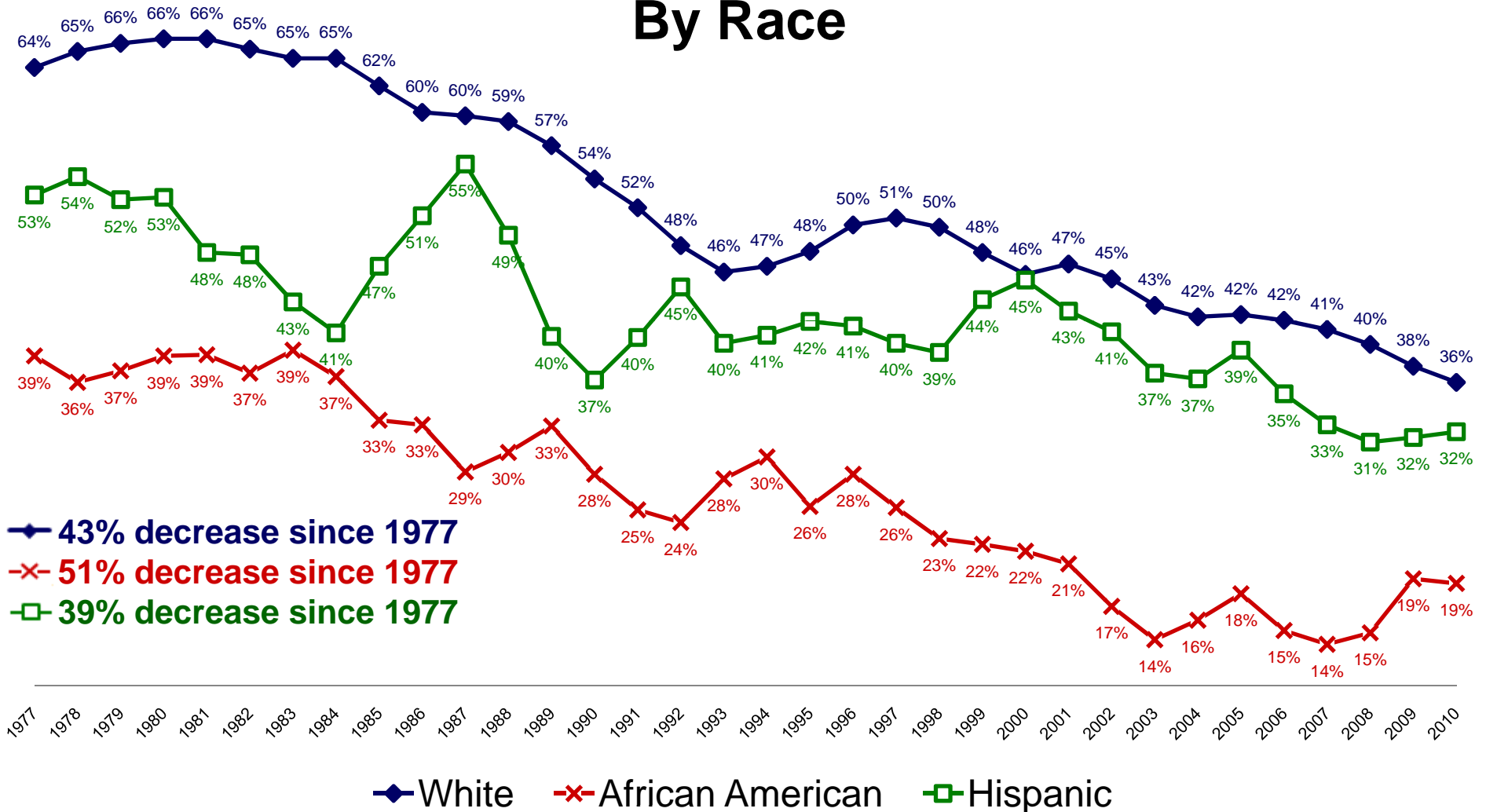
The sample sizes in 2010 are 15,769 eighth graders in 147 schools, 15,586 tenth graders in 123 schools, and 15,127 twelfth graders in 126 schools, for a total of 46,482 students in 396 secondary schools. The samples are drawn separately at each grade level to be representative of students in that grade in public and private secondary schools across the coterminous United States. To derive percentages for each racial subgroup, data for the specified year and the previous year have been combined to increase subgroup sample sizes and thus provide more stable estimates.

Question: On how many occasions (if any) have you had liquor to drink during the last 30 days? (0 Occasions, 1-2 Occasions, 3-5 Occasions, 6-9 Occasions, 10-19 Occasions, 20-39 Occasions, 40 or More)

Monitoring the Future

Thirty-Day Prevalence for 12th Graders – Beer

By Race



SOURCE: The Monitoring the Future Study, the University of Michigan. http://www.monitoringthefuture.org/pubs/monographs/mtf-vol1_2010.pdf Table D-84

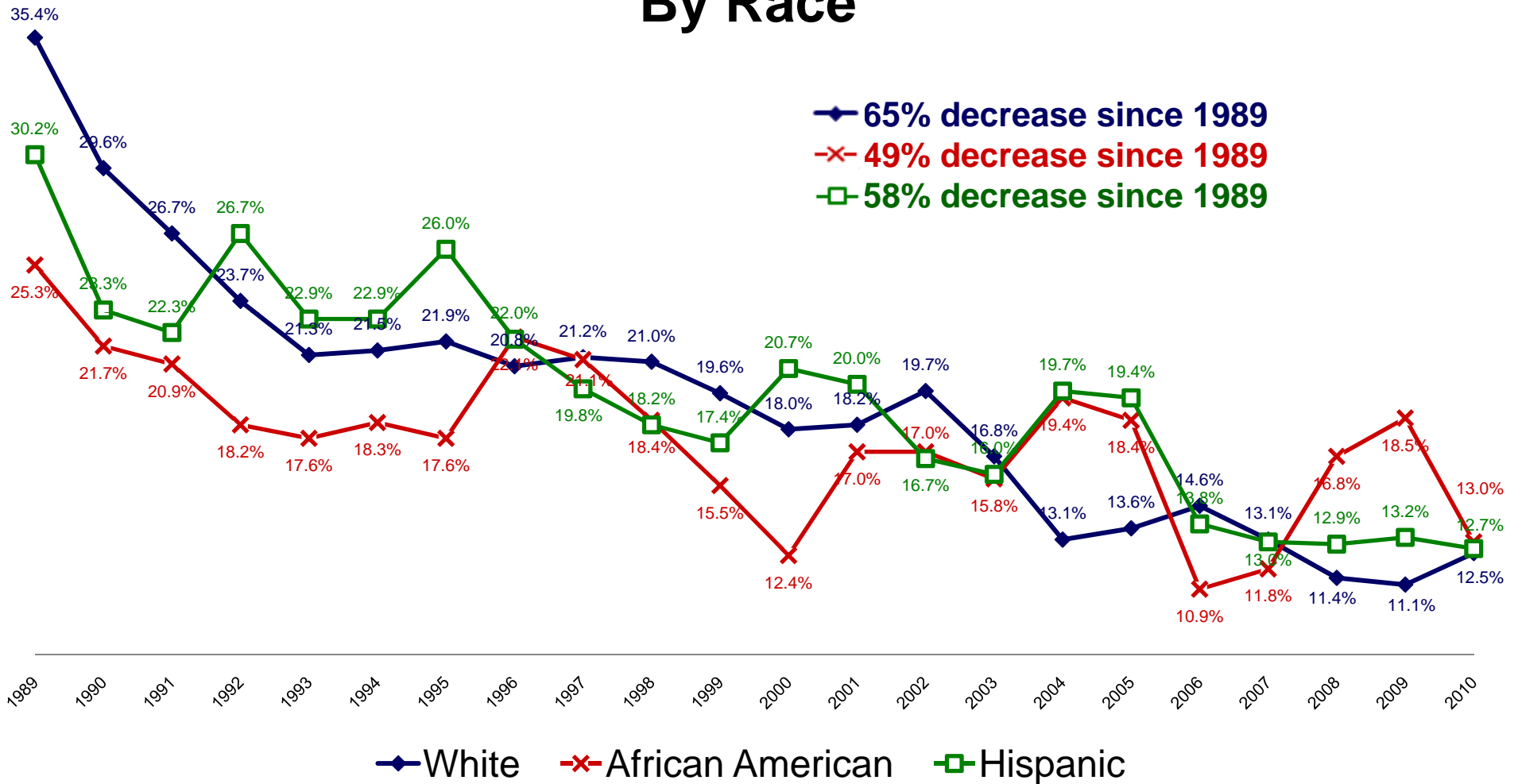
The sample sizes in 2010 are 15,769 eighth graders in 147 schools, 15,586 tenth graders in 123 schools, and 15,127 twelfth graders in 126 schools, for a total of 46,482 students in 396 secondary schools. The samples are drawn separately at each grade level to be representative of students in that grade in public and private secondary schools across the coterminous United States. To derive percentages for each racial subgroup, data for the specified year and the previous year have been combined to increase subgroup sample sizes and thus provide more stable estimates.

Question: On how many occasions (if any) have you had beer to drink during the last 30 days? (0 Occasions, 1-2 Occasions, 3-5 Occasions, 6-9 Occasions, 10-19 Occasions, 20-39 Occasions, 40 or More)

Monitoring the Future

Thirty-Day Prevalence for 12th Graders – Wine Coolers

By Race



SOURCE: The Monitoring the Future Study, the University of Michigan. http://www.monitoringthefuture.org/pubs/monographs/mtf-vol1_2010.pdf Table D-94

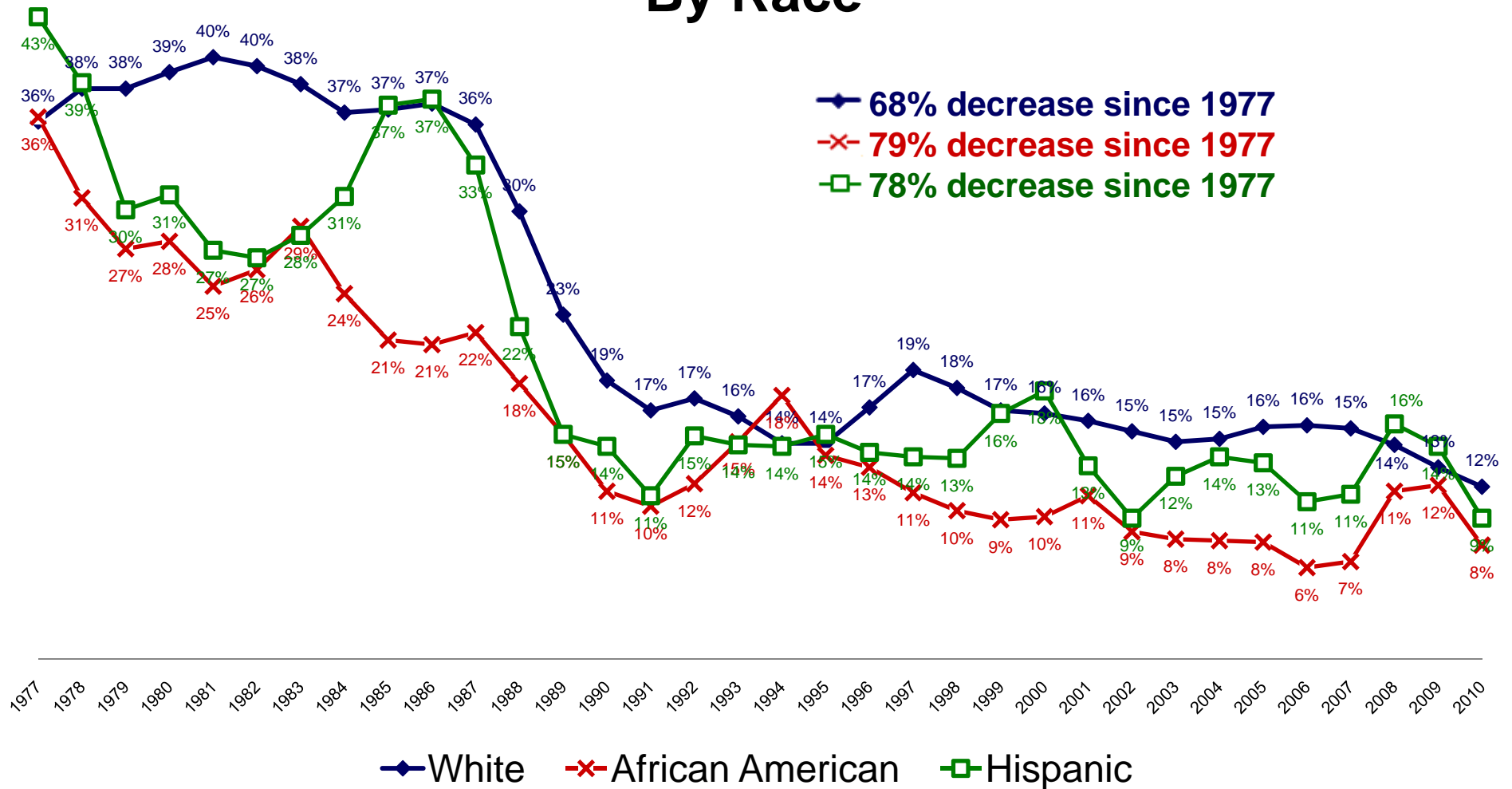
The sample sizes in 2010 are 15,769 eighth graders in 147 schools, 15,586 tenth graders in 123 schools, and 15,127 twelfth graders in 126 schools, for a total of 46,482 students in 396 secondary schools. The samples are drawn separately at each grade level to be representative of students in that grade in public and private secondary schools across the coterminous United States. To derive percentages for each racial subgroup, data for the specified year and the previous year have been combined to increase subgroup sample sizes and thus provide more stable estimates.

Question: On how many occasions (if any) have you had wine cooler(s) to drink during the last 30 days? (0 Occasions, 1-2 Occasions, 3-5 Occasions, 6-9 Occasions, 10-19 Occasions, 20-39 Occasions, 40 or More)

Monitoring the Future

Thirty-Day Prevalence for 12th Graders – Wine

By Race



SOURCE: The Monitoring the Future Study, the University of Michigan. http://www.monitoringthefuture.org/pubs/monographs/mtf-vol1_2010.pdf Table D-90

The sample sizes in 2010 are 15,769 eighth graders in 147 schools, 15,586 tenth graders in 123 schools, and 15,127 twelfth graders in 126 schools, for a total of 46,482 students in 396 secondary schools. The samples are drawn separately at each grade level to be representative of students in that grade in public and private secondary schools across the coterminous United States. To derive percentages for each racial subgroup, data for the specified year and the previous year have been combined to increase subgroup sample sizes and thus provide more stable estimates.

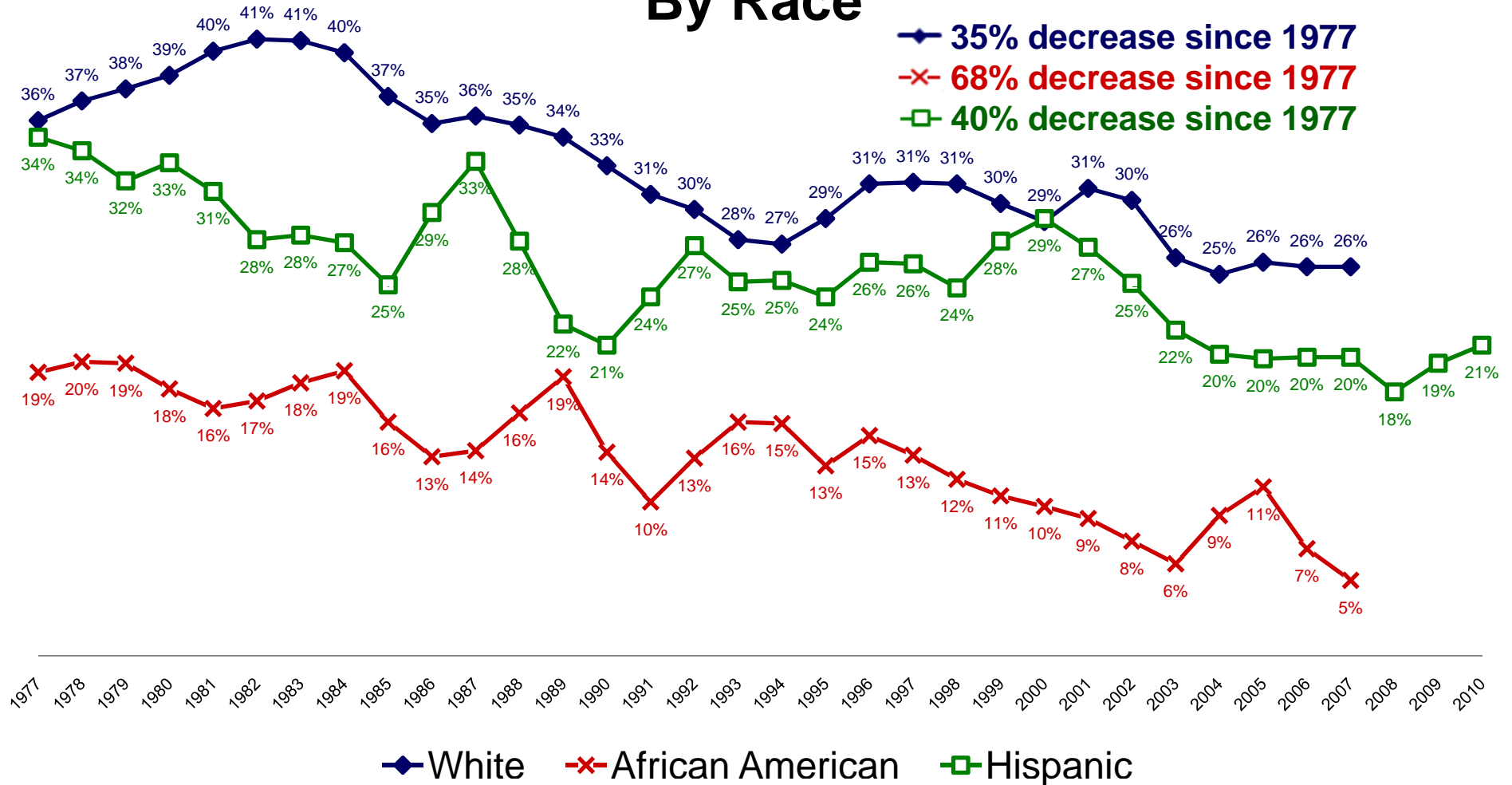
Note: In the 1988 questionnaires, a question on the use of wine coolers was added. This change may account for the discontinuity between the 1987 and 1988 use rates for wine.

Question: On how many occasions (if any) have you had wine to drink, not counting wine coolers during the last 30 days? (0 Occasions, 1-2 Occasions, 3-5 Occasions, 6-9 Occasions, 10-19 Occasions, 20-39 Occasions, 40 or More)

Monitoring the Future

Two-Week Prevalence for 12th Graders 5+ Drinks in a Row – Beer

By Race



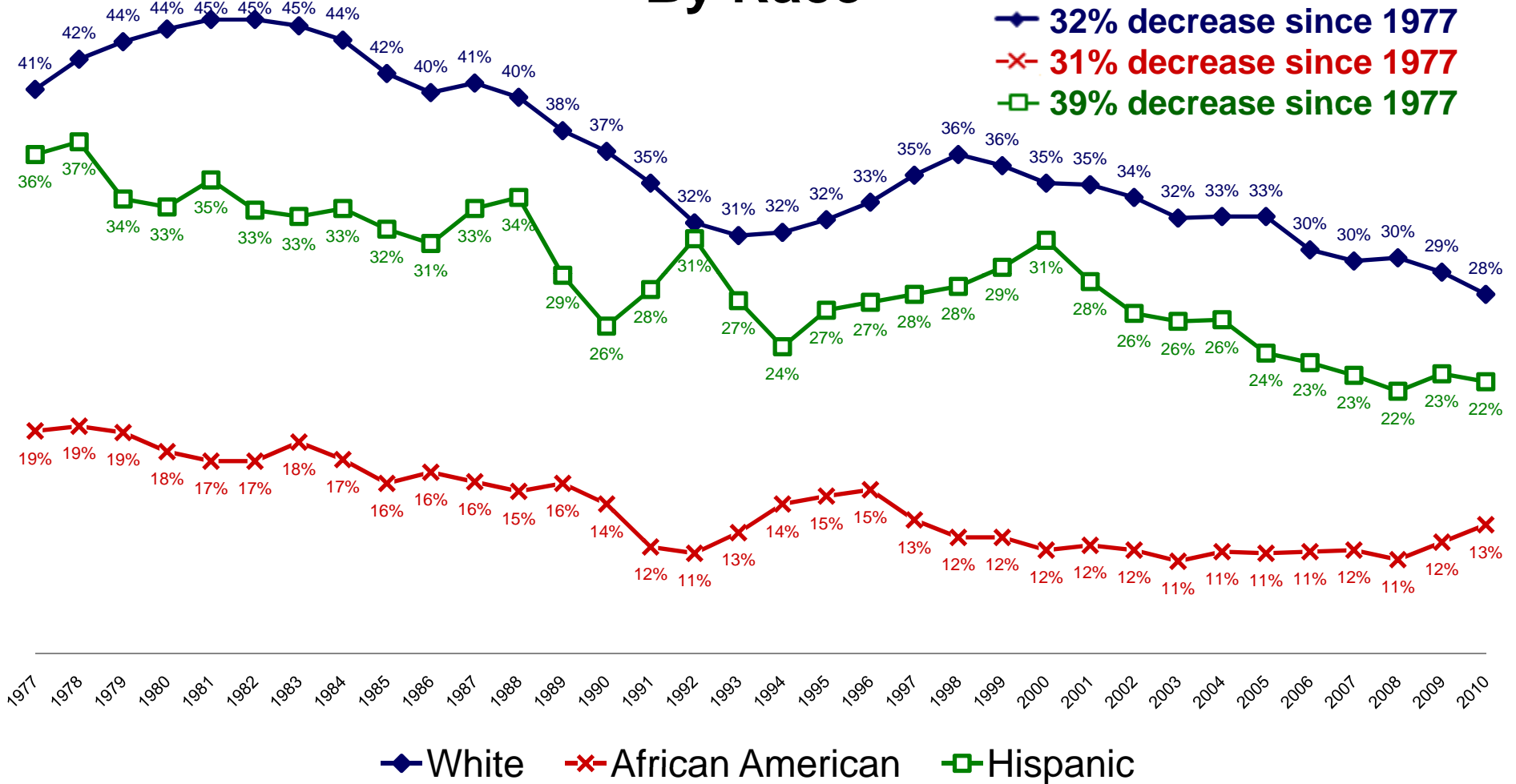
SOURCE: The Monitoring the Future Study, the University of Michigan. http://www.monitoringthefuture.org/pubs/monographs/mtf-vol1_2010.pdf Table D-87

The sample sizes in 2010 are 15,769 eighth graders in 147 schools, 15,586 tenth graders in 123 schools, and 15,127 twelfth graders in 126 schools, for a total of 46,482 students in 396 secondary schools. The samples are drawn separately at each grade level to be representative of students in that grade in public and private secondary schools across the coterminous United States. To derive percentages for each racial subgroup, data for the specified year and the previous year have been combined to increase subgroup sample sizes and thus provide more stable estimates.

Question: Think back over the last two weeks. How many times have you had five or more 12-ounce cans of beer (or the equivalent) in a row? (None, Once, Twice, 3 to 5 times, 6 to 9 times, 10 or more times)

Monitoring the Future

Two-Week Prevalence for 12th Graders 5+ Drinks in a Row – Alcohol By Race



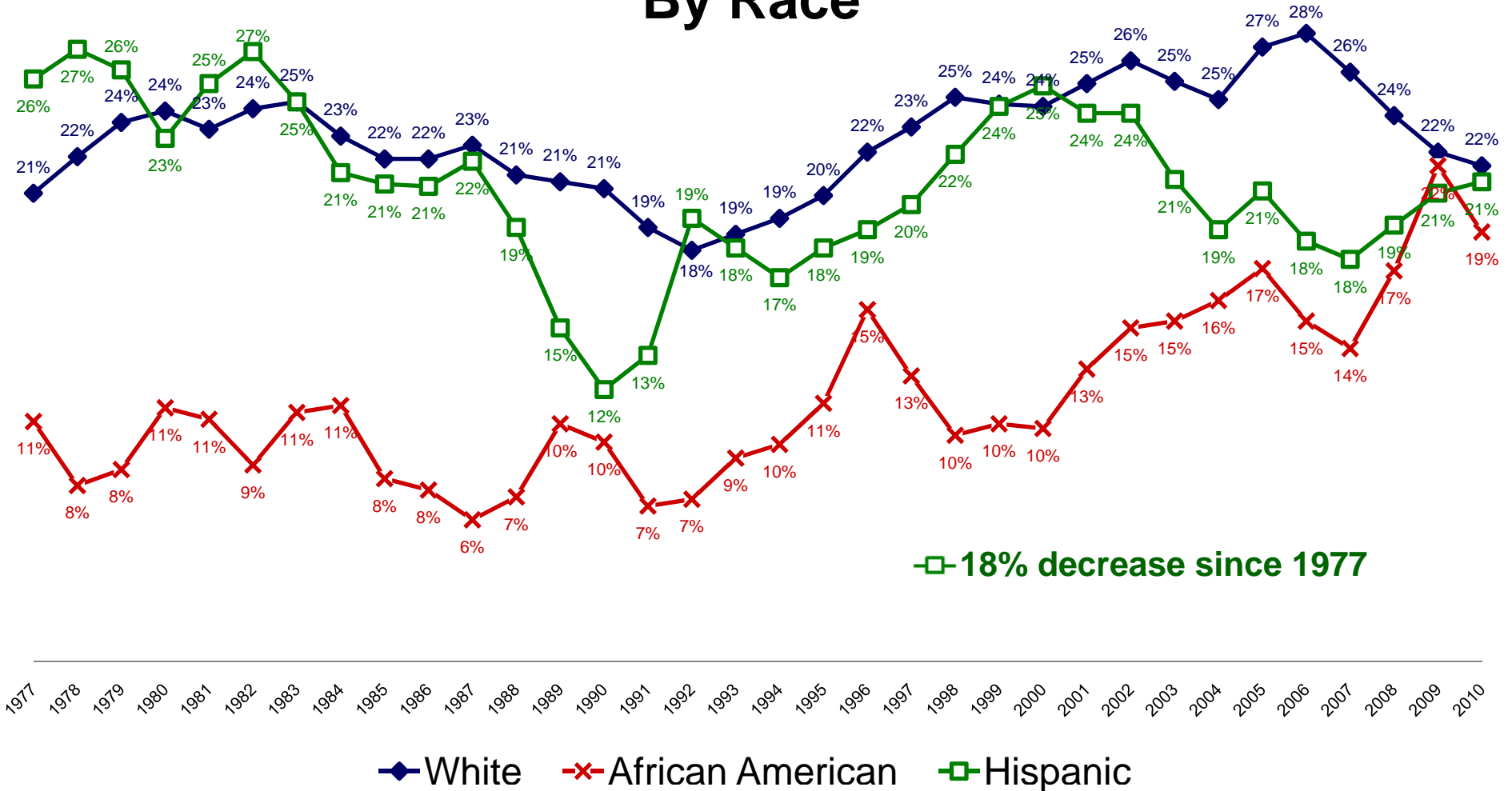
SOURCE: The Monitoring the Future Study, the University of Michigan. http://www.monitoringthefuture.org/pubs/monographs/mtf-vol1_2010.pdf Table D-81

The sample sizes in 2010 are 15,769 eighth graders in 147 schools, 15,586 tenth graders in 123 schools, and 15,127 twelfth graders in 126 schools, for a total of 46,482 students in 396 secondary schools. The samples are drawn separately at each grade level to be representative of students in that grade in public and private secondary schools across the coterminous United States. To derive percentages for each racial subgroup, data for the specified year and the previous year have been combined to increase subgroup sample sizes and thus provide more stable estimates.

Question: Think back over the last two weeks. How many times have you had five or more drinks in a row? (None, Once, Twice, 3 to 5 times, 6 to 9 times, 10 or more times)

Monitoring the Future

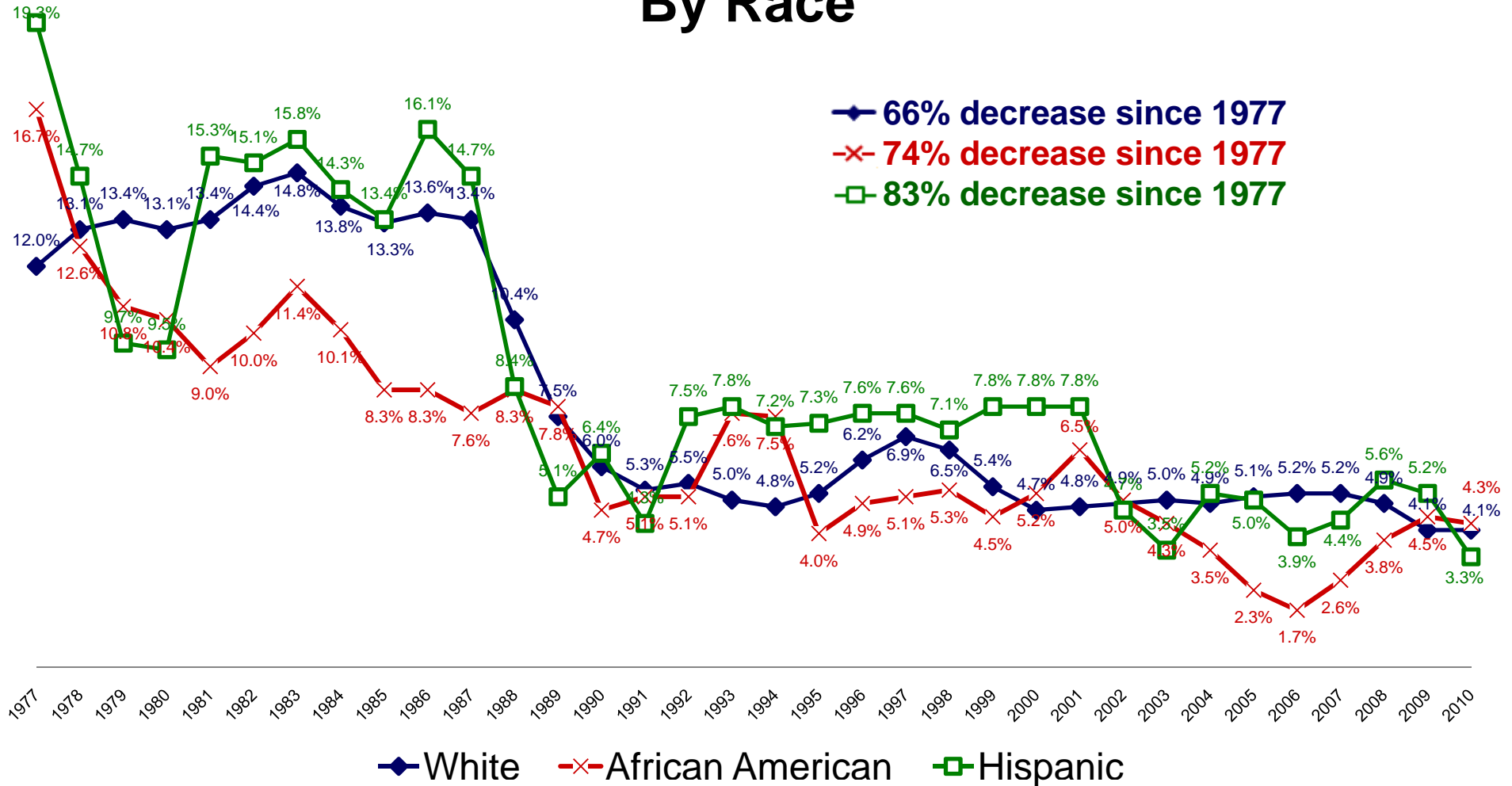
Two-Week Prevalence for 12th Graders 5+ Drinks in a Row – Liquor By Race



SOURCE: The Monitoring the Future Study, the University of Michigan. http://www.monitoringthefuture.org/pubs/monographs/mtf-vol1_2010.pdf Table D-89
 The sample sizes in 2010 are 15,769 eighth graders in 147 schools, 15,586 tenth graders in 123 schools, and 15,127 twelfth graders in 126 schools, for a total of 46,482 students in 396 secondary schools. The samples are drawn separately at each grade level to be representative of students in that grade in public and private secondary schools across the coterminous United States. To derive percentages for each racial subgroup, data for the specified year and the previous year have been combined to increase subgroup sample sizes and thus provide more stable estimates.
 Question: Think back over the last two weeks. How many times have you had five or more mixed drinks or shot glasses of hard liquor in a row? (None, Once, Twice, 3 to 5 times, 6 to 9 times, 10 or more times)

Monitoring the Future

Two-Week Prevalence for 12th Graders 5+ Drinks in a Row – Wine By Race



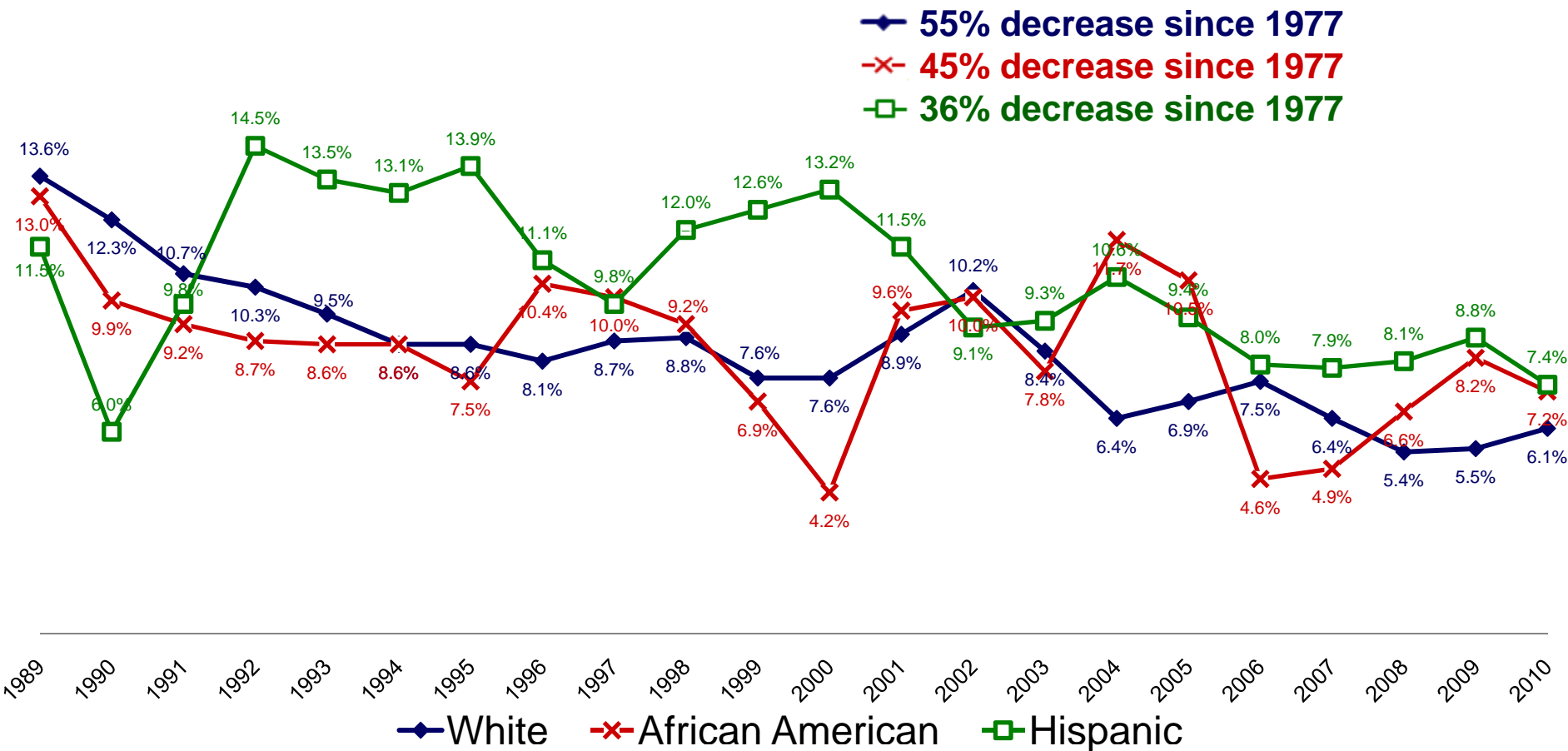
SOURCE: The Monitoring the Future Study, the University of Michigan. http://www.monitoringthefuture.org/pubs/monographs/mtf-vol1_2010.pdf Table D-91

The sample sizes in 2010 are 15,769 eighth graders in 147 schools, 15,586 tenth graders in 123 schools, and 15,127 twelfth graders in 126 schools, for a total of 46,482 students in 396 secondary schools. The samples are drawn separately at each grade level to be representative of students in that grade in public and private secondary schools across the coterminous United States. To derive percentages for each racial subgroup, data for the specified year and the previous year have been combined to increase subgroup sample sizes and thus provide more stable estimates.

Question: Think back over the last two weeks. How many times have you had five or more 4-ounce glasses of wine in a row (or the equivalent, which is about three-fourths of a bottle)? (None, Once, Twice, 3 to 5 times, 6 to 9 times, 10 or more times)

Monitoring the Future

Two-Week Prevalence for 12th Graders 5+ Drinks in a Row – Wine Coolers By Race



SOURCE: The Monitoring the Future Study, the University of Michigan. http://www.monitoringthefuture.org/pubs/monographs/mtf-vol1_2010.pdf Table D-95

The sample sizes in 2010 are 15,769 eighth graders in 147 schools, 15,586 tenth graders in 123 schools, and 15,127 twelfth graders in 126 schools, for a total of 46,482 students in 396 secondary schools. The samples are drawn separately at each grade level to be representative of students in that grade in public and private secondary schools across the coterminous United States. To derive percentages for each racial subgroup, data for the specified year and the previous year have been combined to increase subgroup sample sizes and thus provide more stable estimates.

Question: Think back over the last two weeks. How many times have you had five or more 12-ounce bottles of wine cooler (or the equivalent) in a row? (None, Once, Twice, 3 to 5 times, 6 to 9 times, 10 or more times)