

U.S. Coast Guard Boating Statistics

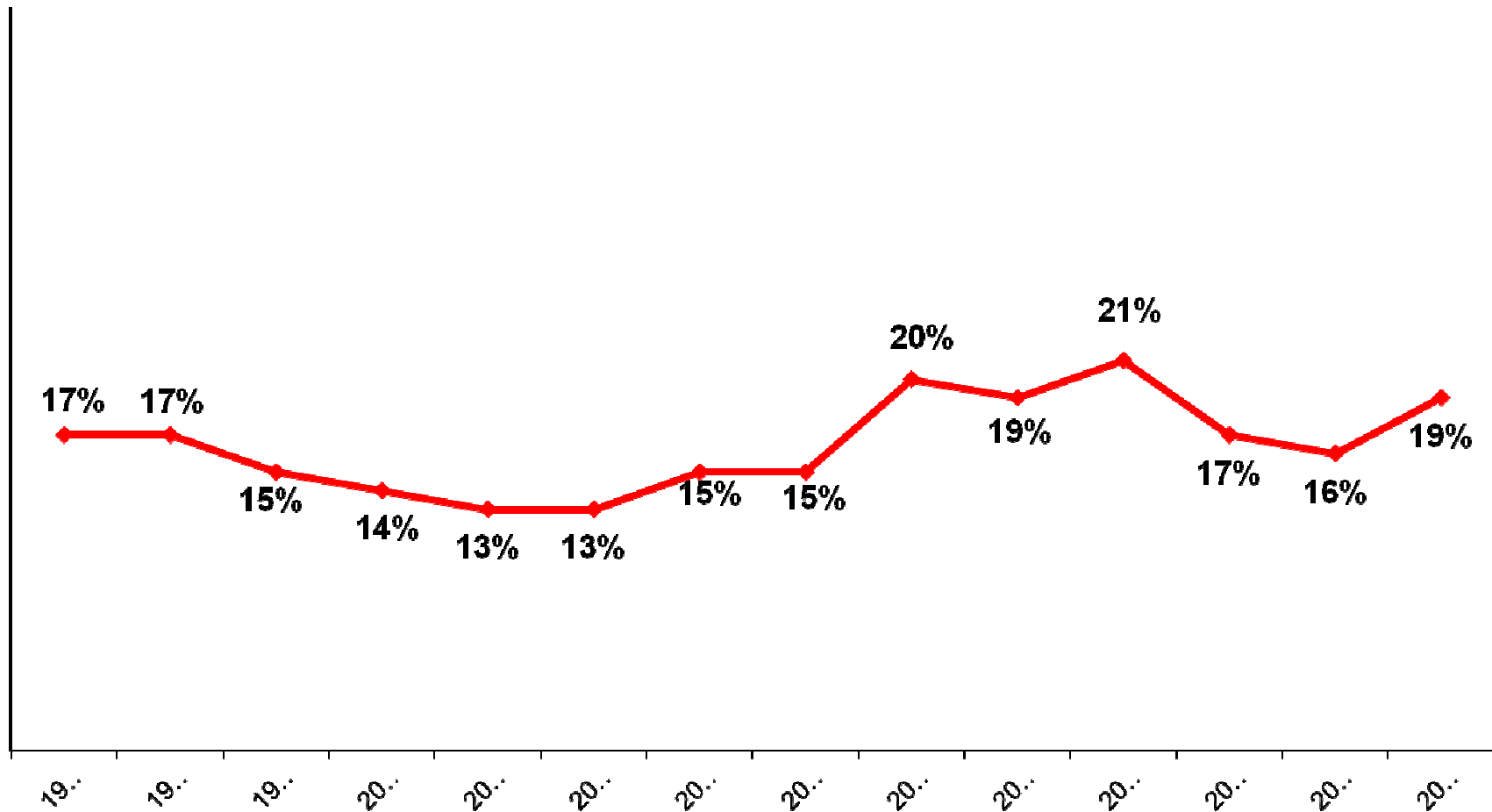
- The U.S. Coast Guard compiles yearly statistics on reported recreational boating accidents derived from accident reports that are filed by the owners / operators of recreational vessels involved in accidents. The fifty states, five U.S. territories and the District of Columbia submit accident report data to the Coast Guard for inclusion in the annual Boating Statistics publication.
- Data used to compile the recreational boating accident statistics come from three sources: (1) Boating Accident Report data forwarded to the Coast Guard by states with an approved casualty reporting system; and (2) reports of Coast Guard investigations of fatal boating accidents that occurred on waters under Federal jurisdiction. Recreational boating accident investigation data are used if submitted to the Coast Guard and are relied on as much as possible to provide accurate accident statistics. In the absence of investigation data, information is collected from the accident reports filed by boat operators; and (3) reports received from news media sources that the Coast Guard did not receive investigative data on by the state.

Boating Fatalities with Alcohol Use as the Primary Cause

Alcohol use is noted as the "primary" cause of accidents and fatalities. For each accident record in the Boating Accident Report Database there is allowance for up to four causes (in order of relevance). The alcohol use figure is composed of only the first cause field.

% of Boating Fatalities with Alcohol Use as Primary Cause

81% of Boating Fatalities Did NOT Have Alcohol as the Primary Cause



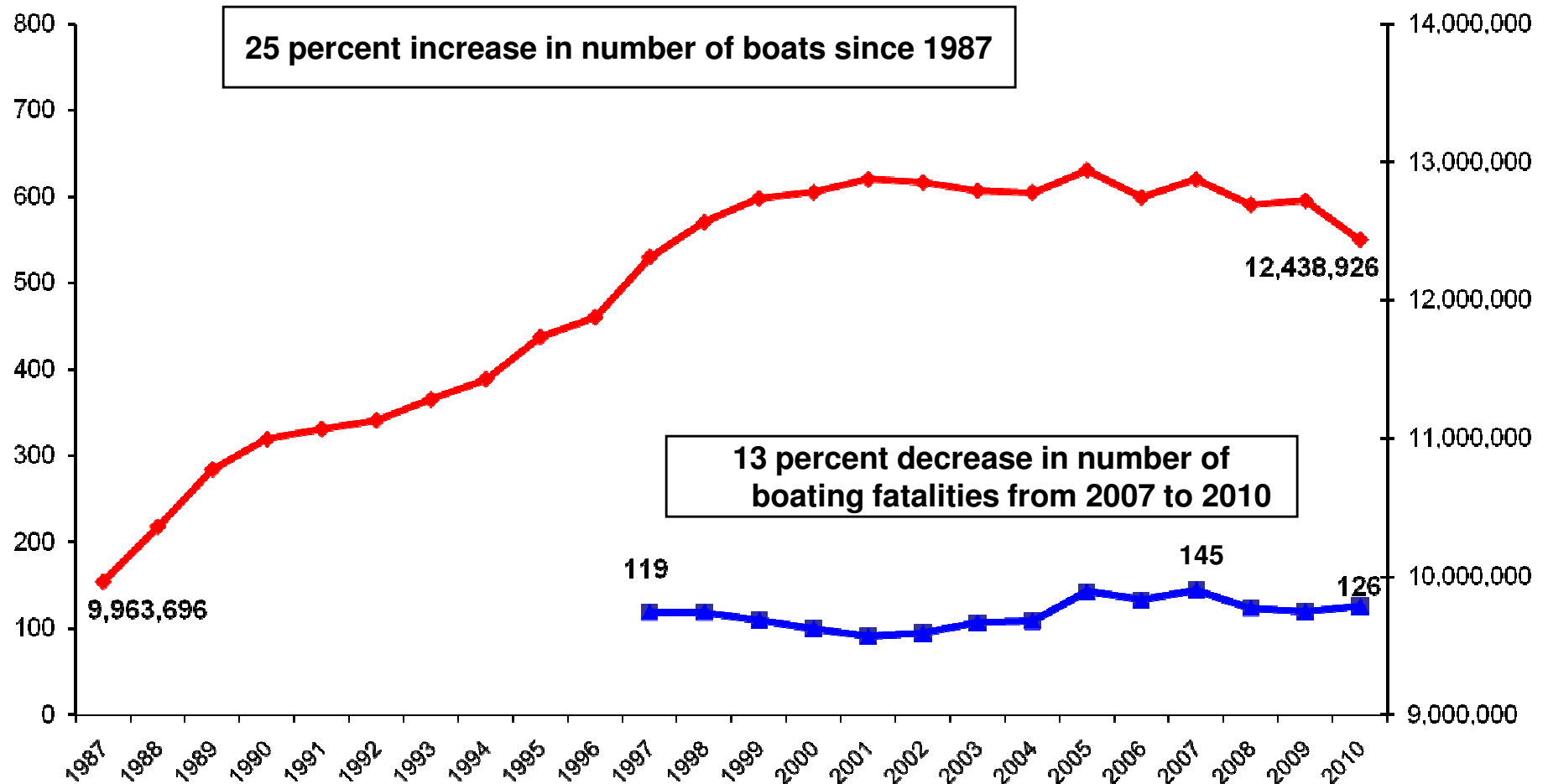
Source: US Coast Guard Boating Statistics - http://www.uscgboating.org/assets/1/workflow_staging/Page/2010_Recreational_Boating_Statistics.pdf

Note: Figures from Causes of Boating Accident table where alcohol use is noted as the "primary" cause of accidents and fatalities. For each accident record in the Boating Accident Report Database there is allowance for up to four causes (in order of relevance). The alcohol use figure used here was composed of only the first cause field.

Boating Fatalities with Alcohol Use as Primary Cause

Fatalities with alcohol use as primary cause

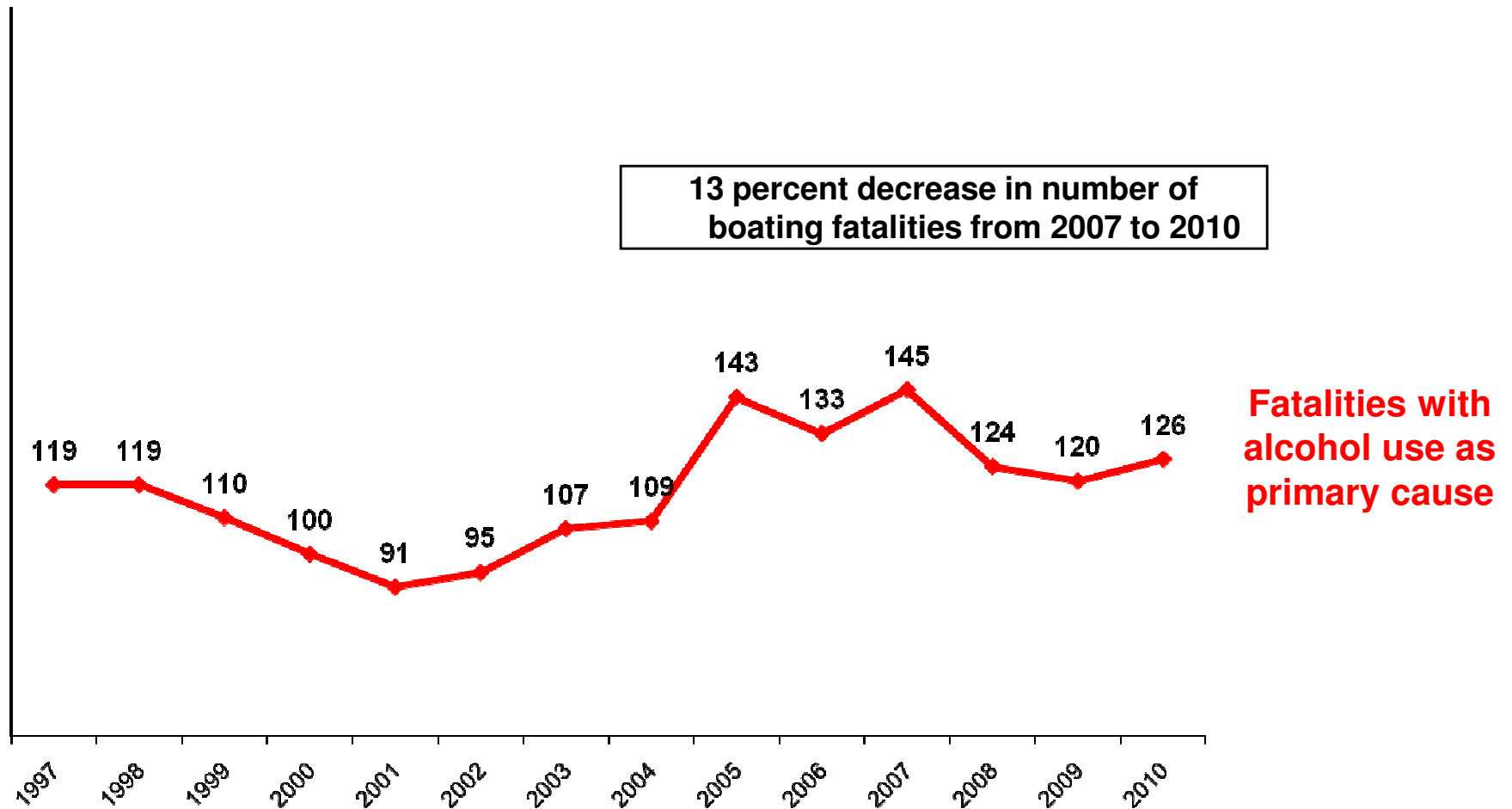
Registered Boats



Source: US Coast Guard Boating Statistics - http://www.uscgboating.org/assets/1/workflow_staging/Page/2010_Recreational_Boating_Statistics.pdf

Note: Figures from Causes of Boating Accident table where alcohol use is noted as the "primary" cause of accidents and fatalities. For each accident record in the Boating Accident Report Database there is allowance for up to four causes (in order of relevance). The alcohol use figure used here was composed of only the first cause field.

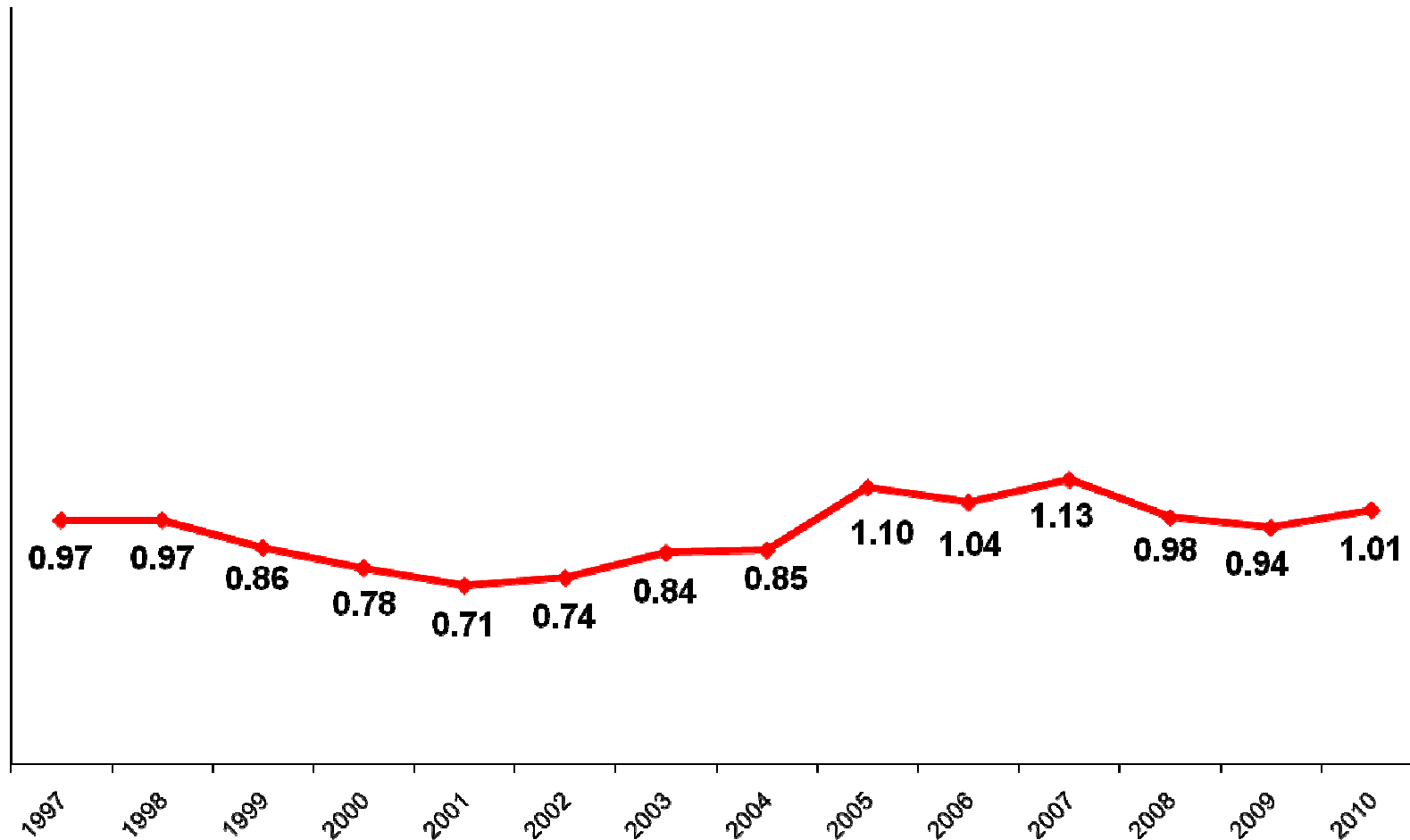
Boating Fatalities with Alcohol Use as Primary Cause



Source: US Coast Guard Boating Statistics - http://www.uscgboating.org/assets/1/workflow_staging/Page/2010_Recreational_Boating_Statistics.pdf

Note: Figures from Causes of Boating Accident table where alcohol use is noted as the "primary" cause of accidents and fatalities. For each accident record in the Boating Accident Report Database there is allowance for up to four causes (in order of relevance). The alcohol use figure used here was composed of only the first cause field.

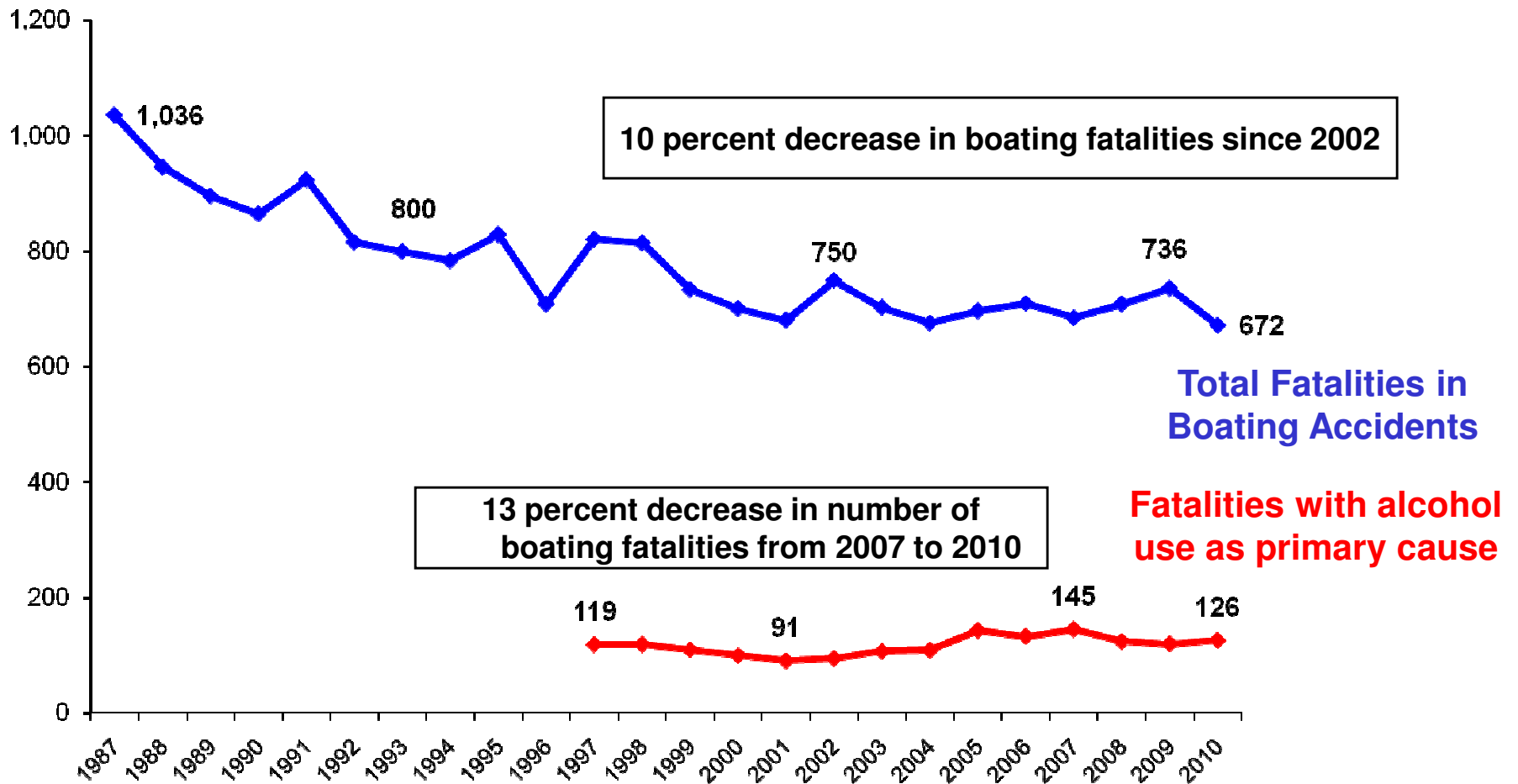
Boating Fatalities with Alcohol Use as Primary Cause Per 100,000 Registered Boats



Source: US Coast Guard Boating Statistics - http://www.uscgboating.org/assets/1/workflow_staging/Page/2010_Recreational_Boating_Statistics.pdf

Note: Figures from Causes of Boating Accident table where alcohol use is noted as the "primary" cause of accidents and fatalities. For each accident record in the Boating Accident Report Database there is allowance for up to four causes (in order of relevance). The alcohol use figure used here was composed of only the first cause field.

Boating Fatalities



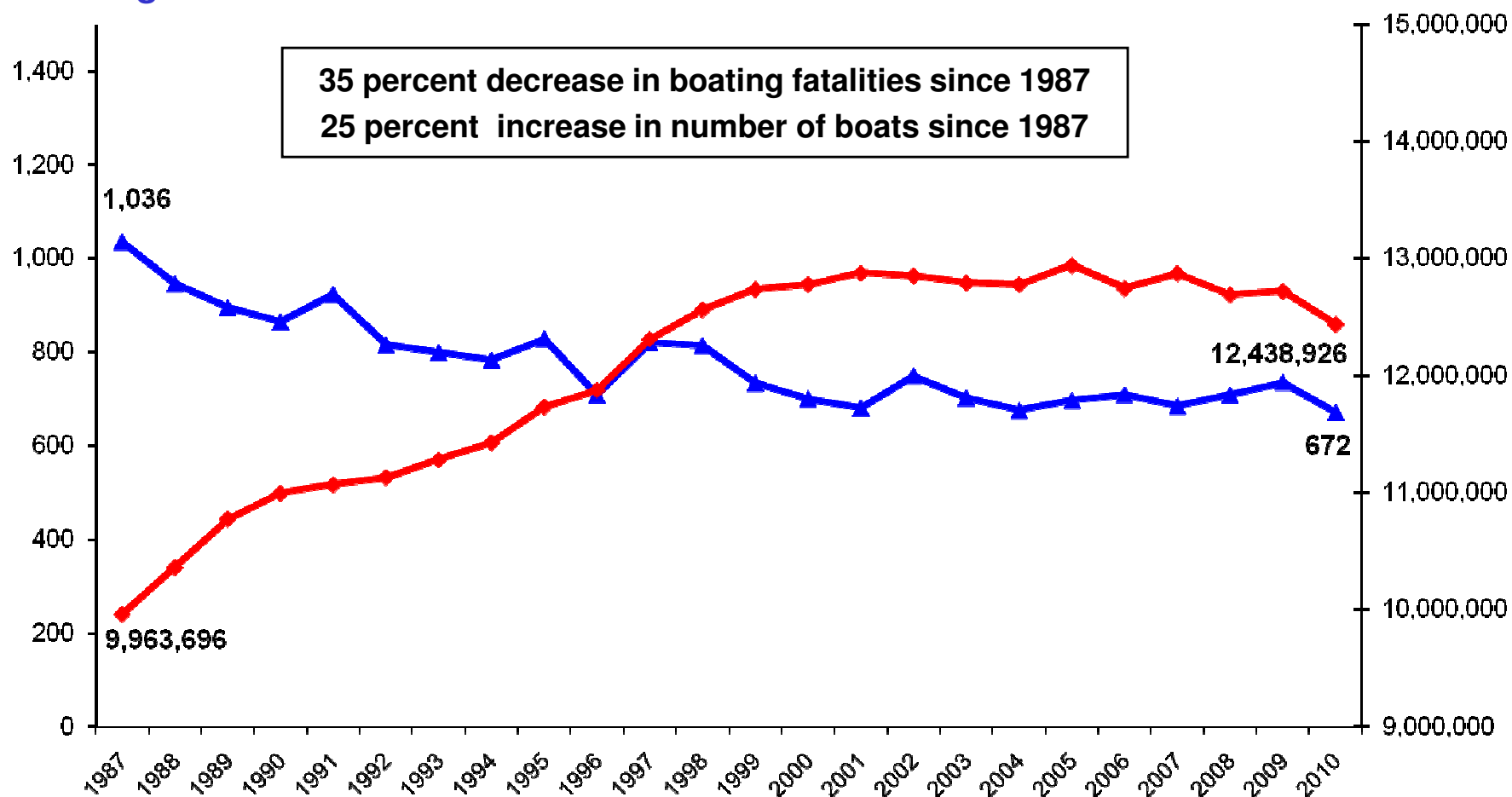
Source: US Coast Guard Boating Statistics - http://www.uscgboating.org/assets/1/workflow_staging/Page/2010_Recreational_Boating_Statistics.pdf

Note: Figures from Causes of Boating Accident table where alcohol use is noted as the "primary" cause of accidents and fatalities. For each accident record in the Boating Accident Report Database there is allowance for up to four causes (in order of relevance). The alcohol use figure used here was composed of only the first cause field.

Boating Fatalities

Total Fatalities in Boating Accidents

Registered Boats



Source: US Coast Guard Boating Statistics - http://www.uscgboating.org/assets/1/workflow_staging/Page/2010_Recreational_Boating_Statistics.pdf