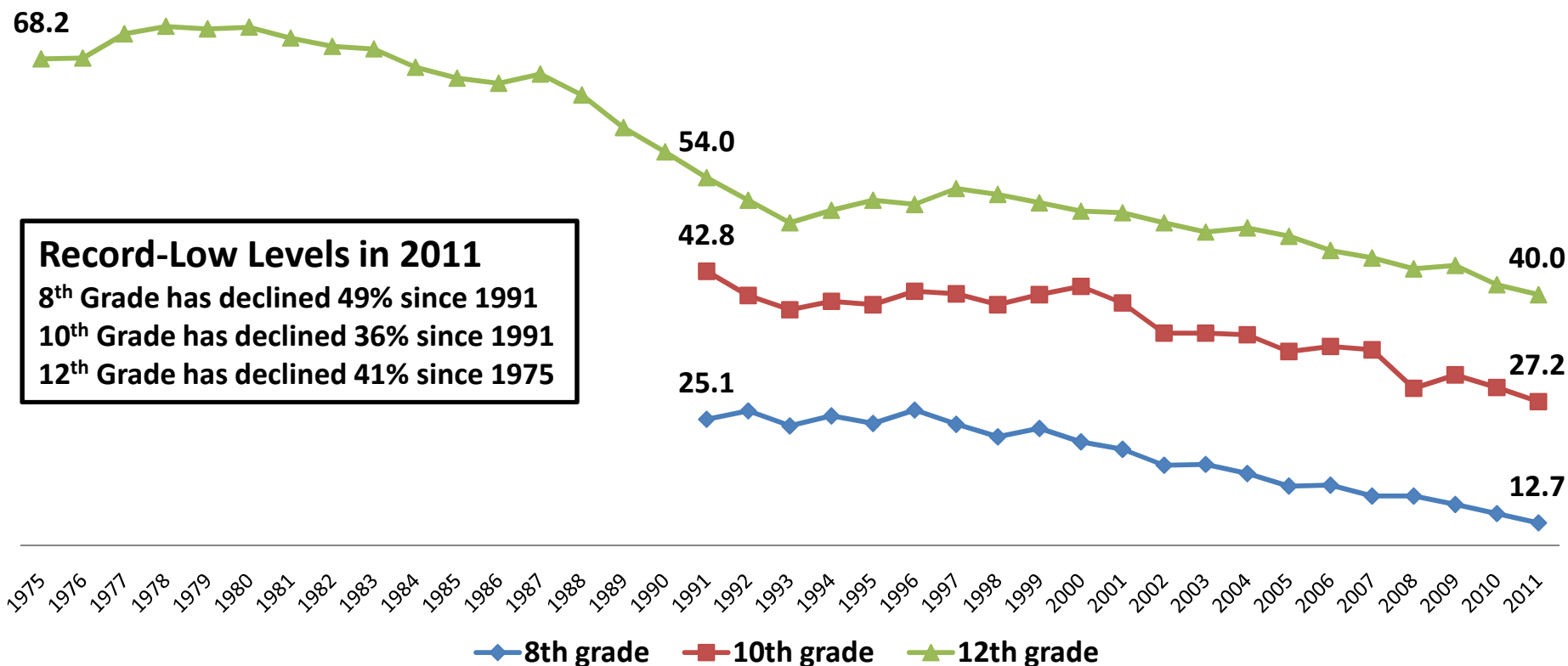


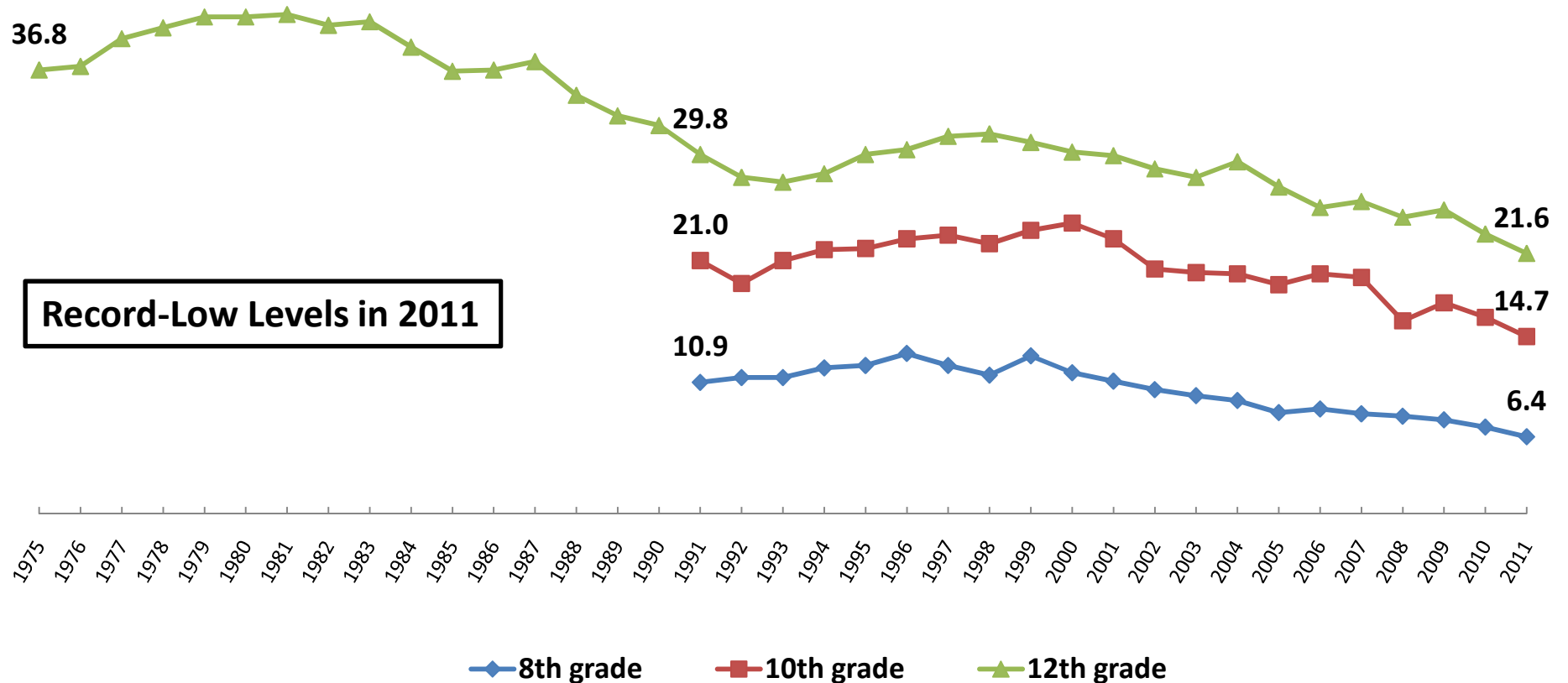
The University of Michigan *Monitoring the Future* Study sponsored by the U.S. Dept. of Health & Human Services Percent of 8th, 10th & 12th Graders Who Drank In The Last 30 Days



Source: The University of Michigan *Monitoring the Future* Study, sponsored by the National Institute on Drug Abuse, U.S. Department of Health & Human Services. Surveys of nationally representative samples of American high school seniors were begun in 1975, making the Class of 2011 the 37th such class surveyed. Surveys of 8th and 10th graders were added to the design in 1991, making the 2011 nationally representative samples the 21st such classes surveyed. The 2011 samples total 46,733 students located in 400 secondary schools. The samples are drawn separately at each grade level to be representative of students in that grade in public and private secondary schools across the coterminous United States. Schools are selected with probability proportionate to their estimated class size. The findings are located at <http://monitoringthefuture.org/data/11data.html#2011data-drugs> Table 3. Accessed 12/2011.

Question: On how many occasions (if any) have you had alcohol to drink- more than just a few sips during the last 30 days? (0 Occasions, 1-2 Occasions, 3-5 Occasions, 6-9 Occasions, 10-19 Occasions, 20-39 Occasions, 40 or More)

The University of Michigan *Monitoring the Future* Study sponsored by the U.S. Dept. of Health & Human Services Percent of 8th, 10th & 12th Graders Who Reported Drinking 5 or More Drinks in a row in the Last 2 Weeks

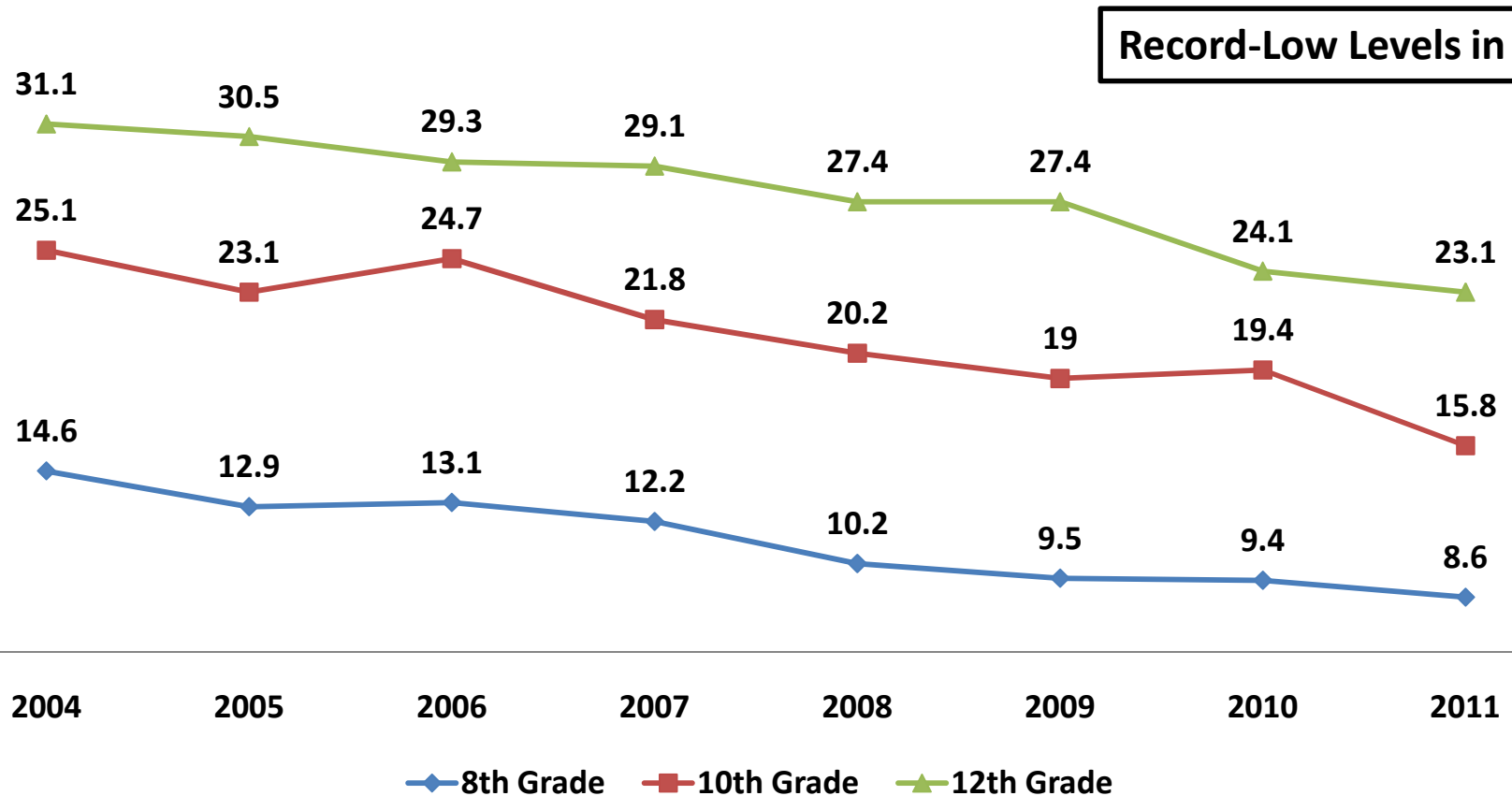


Source: The University of Michigan *Monitoring the Future* Study, sponsored by the National Institute on Drug Abuse, U.S. Department of Health & Human Services. Surveys of nationally representative samples of American high school seniors were begun in 1975, making the Class of 2011 the 37th such class surveyed. Surveys of 8th and 10th graders were added to the design in 1991, making the 2011 nationally representative samples the 21st such classes surveyed. The 2011 samples total 46,733 students located in 400 secondary schools. The samples are drawn separately at each grade level to be representative of students in that grade in public and private secondary schools across the coterminous United States. Schools are selected with probability proportionate to their estimated class size. The findings are located at <http://monitoringthefuture.org/data/11data.html#2011data-drugs> Table 4. Accessed 12/2011.

Question: Think back over the LAST TWO WEEKS. How many times have you had five or more drinks in a row? (None, Once, Twice, 3 to 5 times, 6 to 9 times, 10 or more times)

The University of Michigan *Monitoring the Future* Study sponsored by the U.S. Dept. of Health & Human Services

Percent of 8th, 10th & 12th Graders Who Reported Use of Flavor Alcohol Beverages in the Last 30 Days



Source: The University of Michigan *Monitoring the Future* Study, sponsored by the National Institute on Drug Abuse, U.S. Department of Health & Human Services. Surveys of nationally representative samples of American high school seniors were begun in 1975, making the Class of 2011 the 37th such class surveyed. Surveys of 8th and 10th graders were added to the design in 1991, making the 2011 nationally representative samples the 21st such classes surveyed. The 2011 samples total 46,733 students located in 400 secondary schools across the coterminous United States. Schools are selected with probability proportionate to their estimated class size. The findings are located at <http://monitoringthefuture.org/data/11data.html#2011data-drugs> Table 3. Accessed 12/2011.

Question: "On how many occasions (if any) have you had flavored alcoholic beverages like Mike's Hard Lemonade, Skyy Blue, Smirnoff Ice, Zima, Baccardi Silver, wine coolers, etc. to drink-more than just a few sips (do not include regular liquor, beer, or wine) during the last 30 days?" (0 Occasions, 1-2 Occasions, 3-5 Occasions, 6-9 Occasions, 10-19 Occasions, 20-39 Occasions, 40 or More)