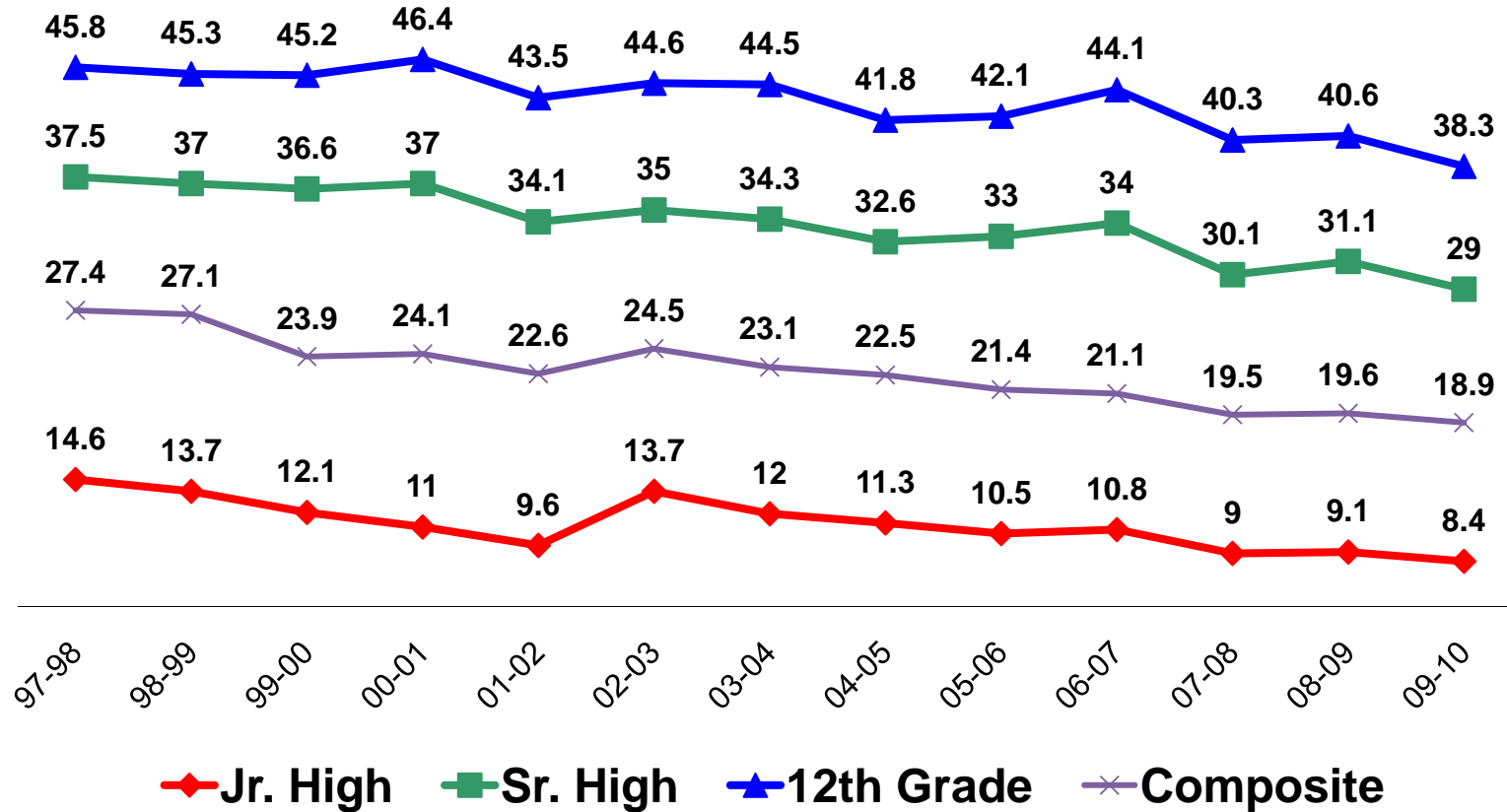


# PRIDE Survey 2009 - 2010

## 6<sup>th</sup> – 12<sup>th</sup> Grade Drinking

Percent Who Have Consumed Any Alcohol In The Past Month



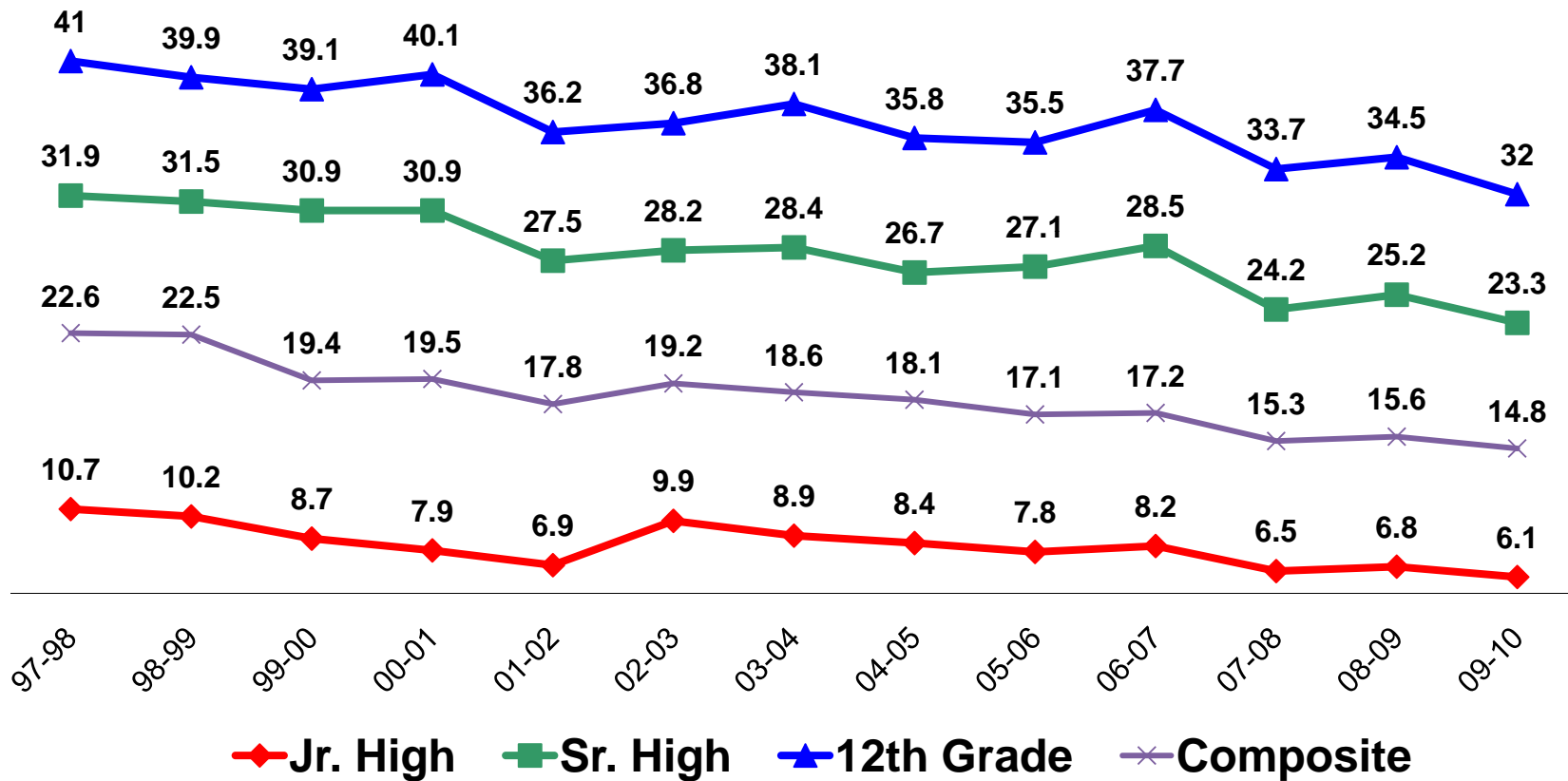
Source: PRIDE Surveys, <http://www.pridesurveys.com/Reports/index.html>, 2009-2010

The PRIDE Survey is a nationwide survey of students in grades 6-12 conducted between August and June of each school year. Participating schools are sent the PRIDE Questionnaire with explicit instructions for administering the anonymous, self-report instrument. Schools that administer the PRIDE Questionnaire do so voluntarily or in compliance with a school district or state request. The PRIDE Survey was created in 1982 by the National Parents' Resource Institute for Drug Education as a tool to help local school systems assess alcohol, tobacco, and other drug problems. At the end of the 1987-88 school year, a national summary was developed; first year of confirmable data on file is 1997-98. Sample size: 1997-98= 154,350; 1998-99=138,079; 1999-00=114,318; 2000-01=75,804, 2001-02=101,882, 2002-03=109,919, 2003-04=114,402, 2004-05=193,658, 2005-06=101,141, 2006-07=98,086, 2007-08=97,665; 2008-09=122,243; 2009-10=103,864.

# PRIDE Survey 2009 - 2010

## 6<sup>th</sup> – 12<sup>th</sup> Grade Drinking

### Percent Who Have Consumed Beer In The Past Month



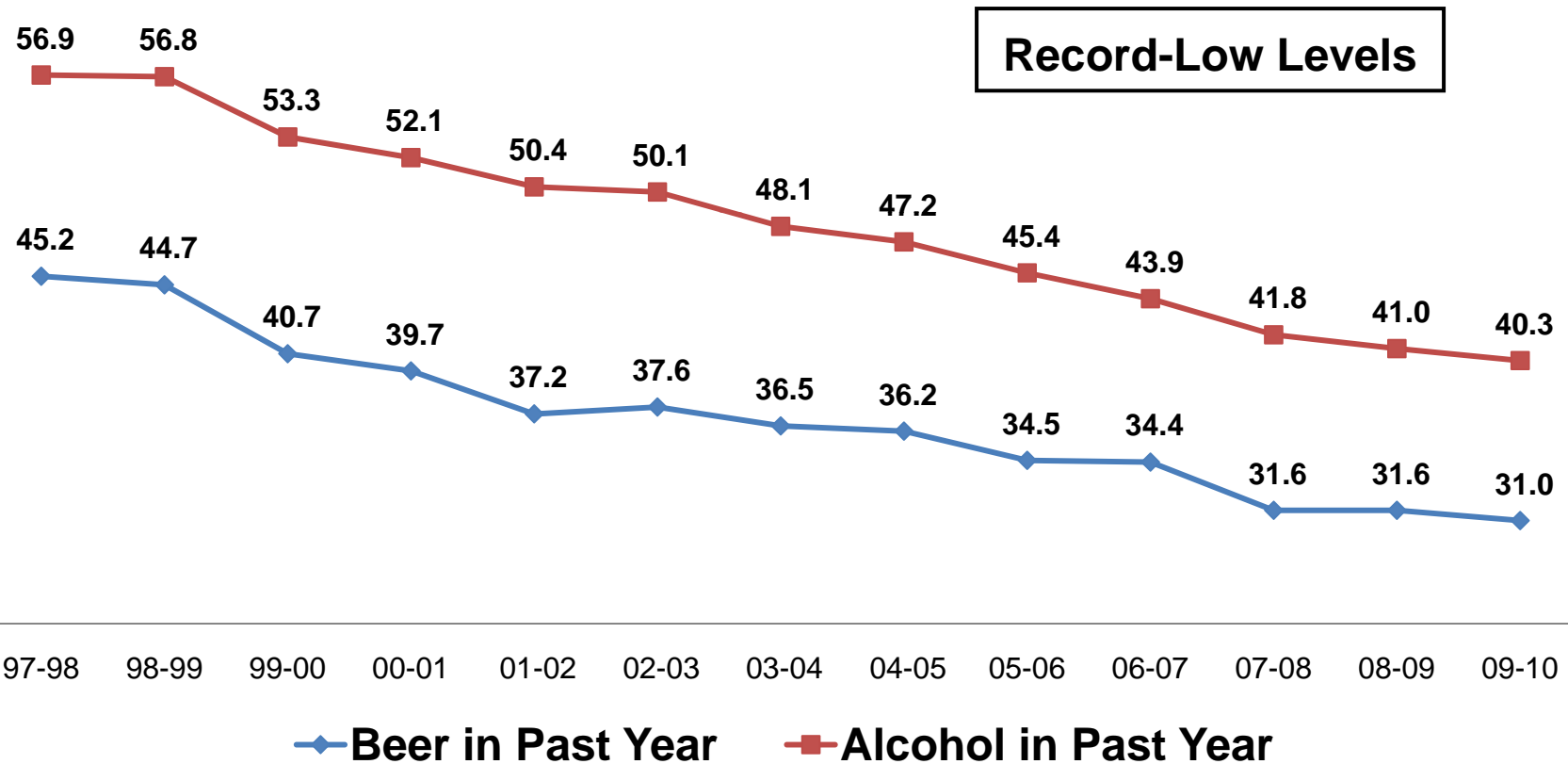
Source: PRIDE Surveys, <http://www.pridesurveys.com/Reports/index.html>, 2009-2010

The PRIDE Survey is a nationwide survey of students in grades 6-12 conducted between August and June of each school year. Participating schools are sent the PRIDE Questionnaire with explicit instructions for administering the anonymous, self-report instrument. Schools that administer the PRIDE Questionnaire do so voluntarily or in compliance with a school district or state request. The PRIDE Survey was created in 1982 by the National Parents' Resource Institute for Drug Education as a tool to help local school systems assess alcohol, tobacco, and other drug problems. At the end of the 1987-88 school year, a national summary was developed; first year of confirmable data on file is 1997-98. Sample size: 1997-98= 154,350; 1998-99=138,079; 1999-00=114,318; 2000-01=75,804, 2001-02=101,882, 2002-03=109,919, 2003-04=114,402, 2004-05=193,658, 2005-06=101,141, 2006-07=98,086, 2007-08=97,665; 2008-09=122,243; 2009-10=103,864.

# PRIDE Survey 2009 - 2010

## 6<sup>th</sup> – 12<sup>th</sup> Grade Drinking

Percent Who Have Consumed Alcohol or Beer In The Past Year



Source: PRIDE Surveys, <http://www.pridesurveys.com/Reports/index.html>, 2009-2010

The PRIDE Survey is a nationwide survey of students in grades 6-12 conducted between August and June of each school year. Participating schools are sent the PRIDE Questionnaire with explicit instructions for administering the anonymous, self-report instrument. Schools that administer the PRIDE Questionnaire do so voluntarily or in compliance with a school district or state request. The PRIDE Survey was created in 1982 by the National Parents' Resource Institute for Drug Education as a tool to help local school systems assess alcohol, tobacco, and other drug problems. At the end of the 1987-88 school year, a national summary was developed; first year of confirmable data on file is 1997-98. Sample size: 1997-98= 154,350; 1998-99=138,079; 1999-00=114,318; 2000-01=75,804, 2001-02=101,882, 2002-03=109,919, 2003-04=114,402, 2004-05=193,658, 2005-06=101,141, 2006-07=98,086, 2007-08=97,665; 2008-09=122,243; 2009-10=103,864.